



ISO/IEC 29341-4-13

Edition 2.0 2011-09

INTERNATIONAL STANDARD



**Information technology – UPnP device architecture –
Part 4-13: Audio Video Device Control Protocol – Level 2 – Rendering Control
Service**



THIS PUBLICATION IS COPYRIGHT PROTECTED

Copyright © 2011 ISO/IEC, Geneva, Switzerland

All rights reserved. Unless otherwise specified, no part of this publication may be reproduced or utilized in any form or by any means, electronic or mechanical, including photocopying and microfilm, without permission in writing from either IEC or IEC's member National Committee in the country of the requester.

If you have any questions about ISO/IEC copyright or have an enquiry about obtaining additional rights to this publication, please contact the address below or your local IEC member National Committee for further information.

IEC Central Office
3, rue de Varembe
CH-1211 Geneva 20
Switzerland
Email: inmail@iec.ch
Web: www.iec.ch

About the IEC

The International Electrotechnical Commission (IEC) is the leading global organization that prepares and publishes International Standards for all electrical, electronic and related technologies.

About IEC publications

The technical content of IEC publications is kept under constant review by the IEC. Please make sure that you have the latest edition, a corrigenda or an amendment might have been published.

- Catalogue of IEC publications: www.iec.ch/searchpub

The IEC on-line Catalogue enables you to search by a variety of criteria (reference number, text, technical committee,...). It also gives information on projects, withdrawn and replaced publications.

- IEC Just Published: www.iec.ch/online_news/justpub

Stay up to date on all new IEC publications. Just Published details twice a month all new publications released. Available on-line and also by email.

- Electropedia: www.electropedia.org

The world's leading online dictionary of electronic and electrical terms containing more than 20 000 terms and definitions in English and French, with equivalent terms in additional languages. Also known as the International Electrotechnical Vocabulary online.

- Customer Service Centre: www.iec.ch/webstore/custserv

If you wish to give us your feedback on this publication or need further assistance, please visit the Customer Service Centre FAQ or contact us:

Email: csc@iec.ch
Tel.: +41 22 919 02 11
Fax: +41 22 919 03 00



ISO/IEC 29341-4-13

Edition 2.0 2011-09

INTERNATIONAL STANDARD



**Information technology – UPnP device architecture –
Part 4-13: Audio Video Device Control Protocol – Level 2 – Rendering Control
Service**

INTERNATIONAL
ELECTROTECHNICAL
COMMISSION

PRICE CODE



ICS 35.200

ISBN 978-2-88912-682-8

CONTENTS

1	Overview and Scope.....	6
1.1	Introduction	6
1.2	Multi-input Devices	6
1.3	Notation	6
1.3.1	Data Types	7
1.3.2	Strings Embedded in Other Strings.....	7
1.3.3	Extended Backus-Naur Form.....	8
1.4	Derived Data Types	8
1.4.1	Comma Separated Value (CSV) Lists	8
1.5	Management of XML Namespaces in Standardized DCPs.....	9
1.5.1	Namespace Prefix Requirements.....	12
1.5.2	Namespace Names, Namespace Versioning and Schema Versioning	13
1.5.3	Namespace Usage Examples	15
1.6	Vendor-defined Extensions	15
1.6.1	Vendor-defined Action Names	15
1.6.2	Vendor-defined State Variable Names	16
1.6.3	Vendor-defined XML Elements and attributes	16
1.6.4	Vendor-defined Property Names.....	16
1.7	References.....	16
2	Service Modeling Definitions.....	19
2.1	Service Type	19
2.2	State Variables.....	20
2.2.1	<u>LastChange</u>	23
2.2.2	<u>PresetNameList</u>	24
2.2.3	<u>Brightness</u>	24
2.2.4	<u>Contrast</u>	25
2.2.5	<u>Sharpness</u>	25
2.2.6	<u>RedVideoGain</u>	25
2.2.7	<u>GreenVideoGain</u>	25
2.2.8	<u>BlueVideoGain</u>	25
2.2.9	<u>RedVideoBlackLevel</u>	25
2.2.10	<u>GreenVideoBlackLevel</u>	25
2.2.11	<u>BlueVideoBlackLevel</u>	26
2.2.12	<u>ColorTemperature</u>	26
2.2.13	<u>HorizontalKeystone</u>	26
2.2.14	<u>VerticalKeystone</u>	26
2.2.15	<u>Mute</u>	27
2.2.16	<u>Volume</u>	27
2.2.17	<u>VolumeDB</u>	27
2.2.18	<u>Loudness</u>	28
2.2.19	<u>A_ARG_TYPE_Channel</u>	28
2.2.20	<u>A_ARG_TYPE_InstanceID</u>	29
2.2.21	<u>A_ARG_TYPE_PresetName</u>	29
2.2.22	<u>A_ARG_TYPE_DeviceUDN</u>	29
2.2.23	<u>A_ARG_TYPE_ServiceType</u>	29

2.2.24	<u>A_ARG_TYPE_ServiceID</u>	29
2.2.25	<u>A_ARG_TYPE_StateVariableValuePairs</u>	29
2.2.26	<u>A_ARG_TYPE_StateVariableList</u>	30
2.2.27	Relationships between State Variables	30
2.3	Eventing and Moderation	31
2.3.1	Event Model	32
2.4	Actions	32
2.4.1	<u>ListPresets()</u>	34
2.4.2	<u>SelectPreset()</u>	34
2.4.3	<u>GetBrightness()</u>	35
2.4.4	<u>SetBrightness()</u>	35
2.4.5	<u>GetContrast()</u>	36
2.4.6	<u>SetContrast()</u>	36
2.4.7	<u>GetSharpness()</u>	37
2.4.8	<u>SetSharpness()</u>	37
2.4.9	<u>GetRedVideoGain()</u>	38
2.4.10	<u>SetRedVideoGain()</u>	38
2.4.11	<u>GetGreenVideoGain()</u>	39
2.4.12	<u>SetGreenVideoGain()</u>	39
2.4.13	<u>GetBlueVideoGain()</u>	40
2.4.14	<u>SetBlueVideoGain()</u>	40
2.4.15	<u>GetRedVideoBlackLevel()</u>	41
2.4.16	<u>SetRedVideoBlackLevel()</u>	41
2.4.17	<u>GetGreenVideoBlackLevel()</u>	42
2.4.18	<u>SetGreenVideoBlackLevel()</u>	42
2.4.19	<u>GetBlueVideoBlackLevel()</u>	43
2.4.20	<u>SetBlueVideoBlackLevel()</u>	43
2.4.21	<u>GetColorTemperature()</u>	44
2.4.22	<u>SetColorTemperature()</u>	44
2.4.23	<u>GetHorizontalKeystone()</u>	45
2.4.24	<u>SetHorizontalKeystone()</u>	45
2.4.25	<u>GetVerticalKeystone()</u>	46
2.4.26	<u>SetVerticalKeystone()</u>	46
2.4.27	<u>GetMute()</u>	47
2.4.28	<u>SetMute()</u>	47
2.4.29	<u>GetVolume()</u>	48
2.4.30	<u>SetVolume()</u>	48
2.4.31	<u>GetVolumeDB()</u>	49
2.4.32	<u>SetVolumeDB()</u>	49
2.4.33	<u>GetVolumeDBRange()</u>	50
2.4.34	<u>GetLoudness()</u>	51
2.4.35	<u>SetLoudness()</u>	51
2.4.36	<u>GetStateVariables()</u>	52
2.4.37	<u>SetStateVariables()</u>	53
2.4.38	Relationships Between Actions	53
2.4.39	Common Error Codes	54
2.5	Theory of Operation	54
2.5.1	Multi-input Devices	54
2.5.2	Presets	56

2.5.3	Controlling the Display of Visual Content	56
2.5.4	Controlling Audio Content	56
3	XML Service Description	58
4	Test	73
Figure 1:	Horizontal Keystone	26
Figure 2:	Vertical Keystone	27
Figure 3:	Relationship between <u>Volume</u> and <u>VolumeDB</u>	31
Figure 4:	Virtual Instances of RCS	55
Figure 5:	6-channel Volume Control	57
Table 1-1	— EBNF Operators	8
Table 1-2	— CSV Examples	9
Table 1-3	— Namespace Definitions	11
Table 1-4	— Schema-related Information	12
Table 1-5	— Default Namespaces for the AV Specifications	13
Table 2-1	— State Variables	20
Table 2-2	— allowedValueRange for <u>Brightness</u>	20
Table 2-3	— allowedValueRange for <u>Contrast</u>	21
Table 2-4	— allowedValueRange for <u>Sharpness</u>	21
Table 2-5	— allowedValueRange for <u>RedVideoGain</u>	21
Table 2-6	— allowedValueRange for <u>GreenVideoGain</u>	21
Table 2-7	— allowedValueRange for <u>BlueVideoGain</u>	21
Table 2-8	— allowedValueRange for <u>RedVideoBlackLevel</u>	21
Table 2-9	— allowedValueRange for <u>GreenVideoBlackLevel</u>	21
Table 2-10	— allowedValueRange for <u>BlueVideoBlackLevel</u>	21
Table 2-11	— allowedValueRange for <u>ColorTemperature</u>	22
Table 2-12	— allowedValueRange for <u>HorizontalKeystone</u>	22
Table 2-13	— allowedValueRange for <u>VerticalKeystone</u>	22
Table 2-14	— allowedValueRange for <u>Volume</u>	22
Table 2-15	— allowedValueRange for <u>VolumeDB</u>	22
Table 2-16	— allowedValueList for <u>A_ARG_TYPE_Channel</u>	23
Table 2-17	— allowedValueList for <u>A_ARG_TYPE_PresetName</u>	23
Table 2-18	— Predefined Names of Some Common Presets	29
Table 2-19	— Event moderation	31
Table 2-20	— Actions	33
Table 2-21	— Arguments for <u>ListPresets()</u>	34
Table 2-22	— Error Codes for <u>ListPresets()</u>	34
Table 2-23	— Arguments for <u>SelectPreset()</u>	34
Table 2-24	— Error Codes for <u>SelectPreset()</u>	35
Table 2-25	— Arguments for <u>GetBrightness()</u>	35
Table 2-26	— Error Codes for <u>GetBrightness()</u>	35
Table 2-27	— Arguments for <u>SetBrightness()</u>	35

Table 2-28 — Error Codes for <u>SetBrightness()</u>	36
Table 2-29 — Arguments for <u>GetContrast()</u>	36
Table 2-30 — Error Codes for <u>GetContrast()</u>	36
Table 2-31 — Arguments for <u>SetContrast()</u>	36
Table 2-32 — Error Codes for <u>SetContrast()</u>	37
Table 2-33 — Arguments for <u>GetSharpness()</u>	37
Table 2-34 — Error Codes for <u>GetSharpness()</u>	37
Table 2-35 — Arguments for <u>SetSharpness()</u>	37
Table 2-36 — Error Codes for <u>SetSharpness()</u>	38
Table 2-37 — Arguments for <u>GetRedVideoGain()</u>	38
Table 2-38 — Error Codes for <u>GetRedVideoGain()</u>	38
Table 2-39 — Arguments for <u>SetRedVideoGain()</u>	38
Table 2-40 — Error Codes for <u>SetRedVideoGain()</u>	39
Table 2-41 — Arguments for <u>GetGreenVideoGain()</u>	39
Table 2-42 — Error Codes for <u>GetGreenVideoGain()</u>	39
Table 2-43 — Arguments for <u>SetGreenVideoGain()</u>	39
Table 2-44 — Error Codes for <u>SetGreenVideoGain()</u>	40
Table 2-45 — Arguments for <u>GetBlueVideoGain()</u>	40
Table 2-46 — Error Codes for <u>GetBlueVideoGain()</u>	40
Table 2-47 — Arguments for <u>SetBlueVideoGain()</u>	40
Table 2-48 — Error Codes for <u>SetBlueVideoGain()</u>	41
Table 2-49 — Arguments for <u>GetRedVideoBlackLevel()</u>	41
Table 2-50 — Error Codes for <u>GetRedVideoBlackLevel()</u>	41
Table 2-51 — Arguments for <u>SetRedVideoBlackLevel()</u>	41
Table 2-52 — Error Codes for <u>SetRedVideoBlackLevel()</u>	42
Table 2-53 — Arguments for <u>GetGreenVideoBlackLevel()</u>	42
Table 2-54 — Error Codes for <u>GetGreenVideoBlackLevel()</u>	42
Table 2-55 — Arguments for <u>SetGreenVideoBlackLevel()</u>	42
Table 2-56 — Error Codes for <u>SetGreenVideoBlackLevel()</u>	43
Table 2-57 — Arguments for <u>GetBlueVideoBlackLevel()</u>	43
Table 2-58 — Error Codes for <u>GetBlueVideoBlackLevel()</u>	43
Table 2-59 — Arguments for <u>SetBlueVideoBlackLevel()</u>	43
Table 2-60 — Error Codes for <u>SetBlueVideoBlackLevel()</u>	44
Table 2-61 — Arguments for <u>GetColorTemperature()</u>	44
Table 2-62 — Error Codes for <u>GetColorTemperature()</u>	44
Table 2-63 — Arguments for <u>SetColorTemperature()</u>	44
Table 2-64 — Error Codes for <u>SetColorTemperature()</u>	45
Table 2-65 — Arguments for <u>GetHorizontalKeystone()</u>	45
Table 2-66 — Error Codes for <u>GetHorizontalKeystone()</u>	45
Table 2-67 — Arguments for <u>SetHorizontalKeystone()</u>	45
Table 2-68 — Error Codes for <u>SetHorizontalKeystone()</u>	46
Table 2-69 — Arguments for <u>GetVerticalKeystone()</u>	46
Table 2-70 — Error Codes for <u>GetVerticalKeystone()</u>	46

Table 2-71 — Arguments for <u>SetVerticalKeystone()</u>	46
Table 2-72 — Error Codes for <u>SetVerticalKeystone()</u>	47
Table 2-73 — Arguments for <u>GetMute()</u>	47
Table 2-74 — Error Codes for <u>GetMute()</u>	47
Table 2-75 — Arguments for <u>SetMute()</u>	47
Table 2-76 — Error Codes for <u>SetMute()</u>	48
Table 2-77 — Arguments for <u>GetVolume()</u>	48
Table 2-78 — Error Codes for <u>GetVolume()</u>	48
Table 2-79 — Arguments for <u>SetVolume()</u>	48
Table 2-80 — Error Codes for <u>SetVolume()</u>	49
Table 2-81 — Arguments for <u>GetVolumeDB()</u>	49
Table 2-82 — Error Codes for <u>GetVolumeDB()</u>	49
Table 2-83 — Arguments for <u>SetVolumeDB()</u>	50
Table 2-84 — Error Codes for <u>SetVolumeDB()</u>	50
Table 2-85 — Arguments for <u>GetVolumeDBRange()</u>	50
Table 2-86 — Error Codes for <u>GetVolumeDBRange()</u>	51
Table 2-87 — Arguments for <u>GetLoudness()</u>	51
Table 2-88 — Error Codes for <u>GetLoudness()</u>	51
Table 2-89 — Arguments for <u>SetLoudness()</u>	51
Table 2-90 — Error Codes for <u>SetLoudness()</u>	52
Table 2-91 — Arguments for <u>GetStateVariables()</u>	52
Table 2-92 — Error Codes for <u>GetStateVariables()</u>	52
Table 2-93 — Arguments for <u>SetStateVariables()</u>	53
Table 2-94 — Error Codes for <u>SetStateVariables()</u>	53
Table 2-95 — Common Error Codes	54

INFORMATION TECHNOLOGY – UPNP DEVICE ARCHITECTURE –

Part 4-13: Audio Video Device Control Protocol – Level 2 – Rendering Control Service

FOREWORD

- 1) ISO (International Organization for Standardization) and IEC (International Electrotechnical Commission) form the specialized system for worldwide standardization. National bodies that are members of ISO or IEC participate in the development of International Standards. Their preparation is entrusted to technical committees; any ISO and IEC member body interested in the subject dealt with may participate in this preparatory work. International governmental and non-governmental organizations liaising with ISO and IEC also participate in this preparation.
- 2) In the field of information technology, ISO and IEC have established a joint technical committee, ISO/IEC JTC 1. Draft International Standards adopted by the joint technical committee are circulated to national bodies for voting. Publication as an International Standard requires approval by at least 75 % of the national bodies casting a vote.
- 3) The formal decisions or agreements of IEC and ISO on technical matters express, as nearly as possible, an international consensus of opinion on the relevant subjects since each technical committee has representation from all interested IEC and ISO member bodies.
- 4) IEC, ISO and ISO/IEC publications have the form of recommendations for international use and are accepted by IEC and ISO member bodies in that sense. While all reasonable efforts are made to ensure that the technical content of IEC, ISO and ISO/IEC publications is accurate, IEC or ISO cannot be held responsible for the way in which they are used or for any misinterpretation by any end user.
- 5) In order to promote international uniformity, IEC and ISO member bodies undertake to apply IEC, ISO and ISO/IEC publications transparently to the maximum extent possible in their national and regional publications. Any divergence between any ISO/IEC publication and the corresponding national or regional publication should be clearly indicated in the latter.
- 6) ISO and IEC provide no marking procedure to indicate their approval and cannot be rendered responsible for any equipment declared to be in conformity with an ISO/IEC publication.
- 7) All users should ensure that they have the latest edition of this publication.
- 8) No liability shall attach to IEC or ISO or its directors, employees, servants or agents including individual experts and members of their technical committees and IEC or ISO member bodies for any personal injury, property damage or other damage of any nature whatsoever, whether direct or indirect, or for costs (including legal fees) and expenses arising out of the publication of, use of, or reliance upon, this ISO/IEC publication or any other IEC, ISO or ISO/IEC publications.
- 9) Attention is drawn to the normative references cited in this publication. Use of the referenced publications is indispensable for the correct application of this publication.
- 10) Attention is drawn to the possibility that some of the elements of this International Standard may be the subject of patent rights. ISO and IEC shall not be held responsible for identifying any or all such patent rights.

International Standard ISO/IEC 29341-4-13 was prepared by UPnP Forum Steering committee¹, was adopted, under the fast track procedure, by subcommittee 25: Interconnection of information technology equipment, of ISO/IEC joint technical committee 1: Information technology.

This International Standard replaces ISO/IEC 29341-4-13, first edition, published in 2008, and constitutes a technical revision.

The list of all currently available parts of the ISO/IEC 29341 series, under the general title *Information technology – UPnP device architecture*, can be found on the IEC web site.

This International Standard has been approved by vote of the member bodies, and the voting results may be obtained from the address given on the second title page.

¹ UPnP Forum Steering committee, UPnP Forum, 3855 SW 153rd Drive, Beaverton, Oregon 97006 USA. See also "Introduction".

IMPORTANT – The “colour inside” logo on the cover page of this publication indicates that it contains colours which are considered to be useful for the correct understanding of its contents. Users should therefore print this publication using a colour printer.

1 Overview and Scope

This service template is compliant with the UPnP Device Architecture version 1.0. It defines a service type referred to herein as RenderingControl.

1.1 Introduction

Most rendering devices contain a number of dynamically configurable attributes that affect how the current content is rendered. For example, video rendering devices, such as TVs, allow user control of display characteristics such as brightness and contrast, whereas audio rendering devices allow control of audio characteristics such as volume, balance, equalizer settings, etc. The RenderingControl service is intended to provide control points with the ability to query and/or adjust any rendering attribute that the device supports.

The RenderingControl service enables a control point to:

- Discover the set of attributes supported by the device.
- Retrieve the current setting of any supported attribute
- Change the setting of (that is: control) any modifiable attribute
- Restore the settings defined by a named Preset

The RenderingControl service DOES NOT:

- Control the flow of the associated content (for example, Play, Stop, Pause, Seek, etc.).
- Provide a mechanism to enumerate locally stored content.
- Provide a mechanism to select the content that is to be rendered.
- Provide a mechanism to send content to another device (via the home network or direct connection).

1.2 Multi-input Devices

Some high-end AV device are capable of receiving multiple pieces of content at the same time and combining that content together so that it can be rendered together using a single set of output hardware. For example, while displaying a TV program, high-end TVs can also display additional content (for example, VCR content) in a PIP (Picture-In-Picture) window. Similarly, a Karaoke machine can mix together the background music with a singer's voice so that both sounds are played together on the same set of speakers.

As with all devices, the RenderingControl service allows a control point to adjust the output characteristics of the post-mixed content before it is actually rendered. However, in many cases, control points may need to control the output characteristics of the individual input content before it is mixed together with the other input content. In order to support this, the RenderingControl service includes an *InstanceID* argument with each action that allows the control point to identify on which content the action is to be applied (for example, the post-mixed content or one of the pre-mixed input content items).

By convention, an *InstanceID* of 0 indicates that the invoked action MUST be applied to the post-mixed content. Similarly, each pre-mixed input content is assigned a unique *InstanceID* whose value is a non-zero, positive integer. Refer to Clause 2.5, "Theory of Operation" for additional information.

1.3 Notation

- In this document, features are described as Required, Recommended, or Optional as follows:

The keywords "MUST," "MUST NOT," "REQUIRED," "SHALL," "SHALL NOT," "SHOULD," "SHOULD NOT," "RECOMMENDED," "MAY," and "OPTIONAL" in this specification are to be interpreted as described in [RFC 2119].

In addition, the following keywords are used in this specification:

PROHIBITED – The definition or behavior is prohibited by this specification. Opposite of REQUIRED.

CONDITIONALLY REQUIRED – The definition or behavior depends on a condition. If the specified condition is met, then the definition or behavior is **REQUIRED**, otherwise it is **PROHIBITED**.

CONDITIONALLY OPTIONAL – The definition or behavior depends on a condition. If the specified condition is met, then the definition or behavior is **OPTIONAL**, otherwise it is **PROHIBITED**.

These keywords are thus capitalized when used to unambiguously specify requirements over protocol and application features and behavior that affect the interoperability and security of implementations. When these words are not capitalized, they are meant in their natural-language sense.

- Strings that are to be taken literally are enclosed in “double quotes”.
- Words that are emphasized are printed in *italic*.
- Keywords that are defined by the UPnP AV Working Committee are printed using the *forum* character style.
- Keywords that are defined by the UPnP Device Architecture specification are printed using the *arch* character style [DEVICE].
- A double colon delimiter, “::”, signifies a hierarchical parent-child (parent::child) relationship between the two objects separated by the double colon. This delimiter is used in multiple contexts, for example: Service::Action(), Action()::Argument, parentProperty::childProperty.

1.3.1 Data Types

This specification uses data type definitions from two different sources. The UPnP Device Architecture defined data types are used to define state variable and action argument data types [DEVICE]. The XML Schema namespace is used to define property data types [XML SCHEMA-2].

For UPnP Device Architecture defined *boolean* data types, it is strongly **RECOMMENDED** to use the value “*0*” for false, and the value “*1*” for true. However, when used as input arguments, the values “*false*”, “*no*”, “*true*”, “*yes*” may also be encountered and **MUST** be accepted. Nevertheless, it is strongly **RECOMMENDED** that all *boolean* state variables and output arguments be represented as “*0*” and “*1*”.

For XML Schema defined Boolean data types, it is strongly **RECOMMENDED** to use the value “*0*” for false, and the value “*1*” for true. However, when used as input properties, the values “*false*”, “*true*” may also be encountered and **MUST** be accepted. Nevertheless, it is strongly **RECOMMENDED** that all Boolean properties be represented as “*0*” and “*1*”.

1.3.2 Strings Embedded in Other Strings

Some string variables and arguments described in this document contain substrings that **MUST** be independently identifiable and extractable for other processing. This requires the definition of appropriate substring delimiters and an escaping mechanism so that these delimiters can also appear as ordinary characters in the string and/or its independent substrings. This document uses embedded strings in two contexts – Comma Separated Value (CSV) lists (see Clause 1.4.1, “Comma Separated Value (CSV) Lists”) and property values in search criteria strings. Escaping conventions use the backslash character, “\” (character code U+005C), as follows:

- a) Backslash (“\”) is represented as “\\” in both contexts.
- b) Comma (“,”) is
 - 1) represented as “\,” in individual substring entries in CSV lists
 - 2) not escaped in search strings

- c) Double quote (""") is
- 1) not escaped in CSV lists
 - 2) not escaped in search strings when it appears as the start or end delimiter of a property value
 - 3) represented as \" in search strings when it appears as a character that is part of the property value

1.3.3 Extended Backus-Naur Form

Extended Backus-Naur Form is used in this document for a formal syntax description of certain constructs. The usage here is according to the reference [EBNF].

1.3.3.1 Typographic conventions for EBNF

Non-terminal symbols are unquoted sequences of characters from the set of English upper and lower case letters, the digits “0” through “9”, and the hyphen (“-”). Character sequences between 'single quotes' are terminal strings and MUST appear literally in valid strings. Character sequences between (*comment delimiters*) are English language definitions or supplementary explanations of their associated symbols. White space in the EBNF is used to separate elements of the EBNF, not to represent white space in valid strings. White space usage in valid strings is described explicitly in the EBNF. Finally, the EBNF uses the following operators:

Table 1-1 — EBNF Operators

Operator	Semantics
: =	definition – the non-terminal symbol on the left is defined by one or more alternative sequences of terminals and/or non-terminals to its right.
	alternative separator – separates sequences on the right that are independently allowed definitions for the non-terminal on the left.
*	null repetition – means the expression to its left MAY occur zero or more times.
+	non-null repetition – means the expression to its left MUST occur at least once and MAY occur more times.
[]	optional – the expression between the brackets is optional.
()	grouping – groups the expressions between the parentheses.
-	character range – represents all characters between the left and right character operands inclusively.

1.4 Derived Data Types

This clause defines a derived data type that is represented as a string data type with special syntax. This specification uses string data type definitions that originate from two different sources. The UPnP Device Architecture defined [string](#) data type is used to define state variable and action argument [string](#) data types. The XML Schema namespace is used to define property xsd:string data types. The following definition applies to both string data types.

1.4.1 Comma Separated Value (CSV) Lists

The UPnP AV services use state variables, action arguments and properties that represent lists – or one-dimensional arrays – of values. The UPnP Device Architecture, Version 1.0 [DEVICE], does not provide for either an array type or a list type, so a list type is defined here. Lists MAY either be homogeneous (all values are the same type) or heterogeneous (values of different types are allowed). Lists MAY also consist of repeated occurrences of homogeneous or heterogeneous subsequences, all of which have the same syntax and semantics (same number of values, same value types and in the same order). The data type of a homogeneous list is [string](#) or xsd:string and denoted by CSV (x), where x is the type of the individual values. The data type of a heterogeneous list is also [string](#) or xsd:string and denoted by CSV (x, y, z), where x, y and z are the types of the individual values. If the number of values in the heterogeneous list is too large to show each type individually, that variable type is represented as CSV (heterogeneous), and the variable description includes additional information as to the expected sequence of values appearing in the list and their corresponding types. The data type of a repeated subsequence list is [string](#) or xsd:string and

denoted by CSV ({x, y, z}), where x, y and z are the types of the individual values in the subsequence and the subsequence MAY be repeated zero or more times.

- A list is represented as a **string** type (for state variables and action arguments) or xsd:string type (for properties).
- Commas separate values within a list.
- Integer values are represented in CSVs with the same syntax as the integer data type specified in [DEVICE] (that is: optional leading sign, optional leading zeroes, numeric US-ASCII)
- Boolean values are represented in state variable and action argument CSVs as either “**0**” for false or “**1**” for true. These values are a subset of the defined **boolean** data type values specified in [DEVICE]: **0, false, no, 1, true, yes**.
- Boolean values are represented in property CSVs as either “**0**” for false or “**1**” for true. These values are a subset of the defined Boolean data type values specified in [XML SCHEMA-2]: 0, false, 1, true.
- Escaping conventions for the comma and backslash characters are defined in Clause 1.3.2, “Strings Embedded in Other Strings”.
- White space before, after, or interior to any numeric data type is not allowed.
- White space before, after, or interior to any other data type is part of the value.

Table 1-2 — CSV Examples

Type refinement of string	Value	Comments
CSV (string) or CSV (xsd:string)	“+artist,-date”	List of 2 property sort criteria.
CSV (int) or CSV (xsd:integer)	“1,-5,006,0,+7”	List of 5 integers.
CSV (boolean) or CSV (xsd:Boolean)	“0,1,1,0”	List of 4 booleans
CSV (string) or CSV (xsd:string)	“Smith\, Fred,Jones\, Davey”	List of 2 names, “Smith, Fred” and “Jones, Davey”
CSV (i4,string,ui2) or CSV (xsd:int, xsd:string, xsd:unsignedShort)	“-29837, string with leading blanks,0”	Note that the second value is “ string with leading blanks”
CSV (i4) or CSV (xsd:int)	“3, 4”	Illegal CSV. White space is not allowed as part of an integer value.
CSV (string) or CSV (xsd:string)	“,, ”	List of 3 empty string values
CSV (heterogeneous)	“Alice,Marketing,5,Sue,R&D,21,Dave,Finance,7”	List of unspecified number of people and associated attributes. Each person is described by 3 elements: a name string , a department string and years-of-service ui2 or a name xsd:string, a department xsd:string and years-of-service xsd:unsignedShort.

1.5 Management of XML Namespaces in Standardized DCPs

UPnP specifications make extensive use of XML namespaces. This allows separate DCPs, and even separate components of an individual DCP, to be designed independently and still avoid name collisions when they share XML documents. Every name in an XML document belongs to exactly one namespace. In documents, XML names appear in one of two forms: qualified or unqualified. An unqualified name (or no-colon-name) contains no colon (“:”)

characters. An unqualified name belongs to the document's default namespace. A qualified name is two no-colon-names separated by one colon character. The no-colon-name before the colon is the qualified name's namespace prefix, the no-colon-name after the colon is the qualified name's "local" name (meaning local to the namespace identified by the namespace prefix). Similarly, the unqualified name is a local name in the default namespace.

The formal name of a namespace is a URI. The namespace prefix used in an XML document is *not* the name of the namespace. The namespace name is, or should be, globally unique. It has a single definition that is accessible to anyone who uses the namespace. It has the same meaning anywhere that it is used, both inside and outside XML documents. The namespace prefix, however, in formal XML usage, is defined only in an XML document. It must be locally unique to the document. Any valid XML no-colon-name may be used. And, in formal XML usage, no two XML documents are ever required to use the same namespace prefix to refer to the same namespace. The creation and use of the namespace prefix was standardized by the W3C XML Committee in [XML-NMSP] strictly as a convenient local shorthand replacement for the full URI name of a namespace in individual documents.

All AV object properties are represented in XML by element and attribute names, therefore, all property names belong to an XML namespace.

For the same reason that namespace prefixes are convenient in XML documents, it is convenient in specification text to refer to namespaces using a namespace prefix. Therefore, this specification declares a "standard" prefix for all XML namespaces used herein. In addition, this specification expands the scope where these prefixes have meaning, beyond a single XML document, to all of its text, XML examples, and certain string-valued properties. This expansion of scope *does not* supercede XML rules for usage in documents, it only augments and complements them in important contexts that are out-of-scope for the XML specifications. For example, action arguments which refer to CDS properties, such as the [SearchCriteria](#) argument of the [Search\(\)](#) action or the [Filter](#) argument of the [Browse\(\)](#) action, MUST use the predefined namespace prefixes when referring to CDS properties ("upnp:", "dc:", etc).

All of the namespaces used in this specification are listed in the Tables "Namespace Definitions" and "Schema-related Information". For each such namespace, Table 1-3, "Namespace Definitions" gives a brief description of it, its name (a URI) and its defined "standard" prefix name. Some namespaces included in these tables are not directly used or referenced in this document. They are included for completeness to accommodate those situations where this specification is used in conjunction with other UPnP specifications to construct a complete system of devices and services. For example, since the Scheduled Recording Service depends on and refers to the Content Directory Service, the predefined "srs:" namespace prefix is included. The individual specifications in such collections all use the same standard prefix. The standard prefixes are also used in Table 1-4, "Schema-related Information", to cross-reference additional namespace information. This second table includes each namespace's valid XML document root element(s) (if any), its schema file name, versioning information (to be discussed in more detail below), and a link to the entry in Clause 1.7, "References" for its associated schema.

The normative definitions for these namespaces are the documents referenced in Table 1-3. The schemas are designed to support these definitions for both human understanding and as test tools. However, limitations of the XML Schema language itself make it difficult for the UPnP-defined schemas to accurately represent all details of the namespace definitions. As a result, the schemas will validate many XML documents that are not valid according to the specifications.

The Working Committee expects to continue refining these schemas after specification release to reduce the number of documents that are validated by the schemas while violating the specifications, but the schemas will still be informative, supporting documents. Some schemas might become normative in future versions of the specifications.

Table 1-3 — Namespace Definitions

Standard Name-space Prefix	Namespace Name	Namespace Description	Normative Definition Document Reference
<i>AV Working Committee defined namespaces</i>			
av	urn:schemas-upnp-org:av:av	Common data types for use in AV schemas	[AV-XSD]
avs	urn:schemas-upnp-org:av:avs	Common structures for use in AV schemas	[AVS-XSD]
avdt	urn:schemas-upnp-org:av:avdt	Datastructure Template	[AVDT]
avt-event	urn:schemas-upnp-org:metadata-1-0/AVT/	Evented <i>LastChange</i> state variable for AVTransport	[AVT]
cds-event	urn:schemas-upnp-org:av:cds-event	Evented <i>LastChange</i> state variable for ContentDirectory	[CDS]
didl-lite	urn:schemas-upnp-org:metadata-1-0/DIDL-Lite/	Structure and metadata for ContentDirectory	[CDS]
rcs-event	urn:schemas-upnp-org:metadata-1-0/RCS/	Evented <i>LastChange</i> state variable for RenderingControl	[RCS]
srs	urn:schemas-upnp-org:av:srs	Metadata and structure for ScheduledRecording	[SRS]
srs-event	urn:schemas-upnp-org:av:srs-event	Evented <i>LastChange</i> state variable for ScheduledRecording	[SRS]
upnp	urn:schemas-upnp-org:metadata-1-0/upnp/	Metadata for ContentDirectory	[CDS]
<i>Externally defined namespaces</i>			
dc	http://purl.org/dc/elements/1.1/	Dublin Core	[DC-TERMS]
xsd	http://www.w3.org/2001/XMLSchema	XML Schema Language 1.0	[XML SCHEMA-1] [XML SCHEMA-2]
xsi	http://www.w3.org/2001/XMLSchema-instance	XML Schema Instance Document schema	Clauses 2.6 & 3.2.7 of [XML SCHEMA-1]
xml	http://www.w3.org/XML/1998/namespace	The “xml:” Namespace	[XML-NS]

Table 1-4 — Schema-related Information

Standard Name-space Prefix	Relative URI and File Name ^a • Form 1, Form 2, Form3	Valid Root Element(s)	Schema Reference
<i>AV Working Committee Defined Namespaces</i>			
av	av-vn-yyyymmdd.xsd av-vn.xsd av.xsd	n/a	[AV-XSD]
avs	avs-vn-yyyymmdd.xsd avs-vn.xsd avs.xsd	<Capabilities> <Features> <stateVariableValuePairs>	[AVS-XSD]
avdt	avdt-vn-yyyymmdd.xsd avdt-vn.xsd avdt.xsd	<AVDT>	[AVDT]
avt-event	avt-event-vn-yyyymmdd.xsd avt-event-vn.xsd avt-event.xsd	<Event>	[AVT-EVENT-XSD]
cds-event	cds-event-vn-yyyymmdd.xsd cds-event-vn.xsd cds-event.xsd	<StateEvent>	[CDS-EVENT-XSD]
didl-lite	didl-lite-vn-yyyymmdd.xsd didl-lite-vn.xsd didl-lite.xsd	<DIDL-Lite>	[DIDL-LITE-XSD]
rcs-event	rcs-event-vn-yyyymmdd.xsd rcs-event-vn.xsd rcs-event.xsd	<Event>	[RCS-EVENT-XSD]
srs	srs-vn-yyyymmdd.xsd srs-vn.xsd srs.xsd	<srs>	[SRS-XSD]
srs-event	srs-event-vn-yyyymmdd.xsd srs-event-vn.xsd srs-event.xsd	<StateEvent>	[SRS-EVENT-XSD]
upnp	upnp-vn-yyyymmdd.xsd upnp-vn.xsd upnp.xsd	n/a	[UPNP-XSD]
<i>Externally Defined Namespaces</i>			
dc	Absolute URL: http://dublincore.org/schemas/xmls/simpledc20021212.xsd		[DC-XSD]
xsd	n/a	<schema>	[XMLSCHEMA-XSD]
xsi	n/a		n/a
xml	n/a		[XML-XSD]
^a Absolute URIs are generated by prefixing the relative URIs with " http://www.upnp.org/schemas/av/ ".			

1.5.1 Namespace Prefix Requirements

There are many occurrences in this specification of string data types that contain XML names (property names). These XML names in strings will not be processed under namespace-aware conditions. Therefore, all occurrences in instance documents of XML names in strings MUST use the standard namespace prefixes as declared in Table 1-3. In order to properly process the XML documents described herein, control points and devices MUST use namespace-aware XML processors [XML-NMSP] for both reading and writing. As allowed by [XML-NMSP], the namespace prefixes used in an instance document are at the sole discretion of the document creator. Therefore, the declared prefix for a namespace in a document MAY be

different from the standard prefix. All devices **MUST** be able to correctly process any valid XML instance document, even when it uses a non-standard prefix for ordinary XML names. However, it is strongly **RECOMMENDED** that all devices use these standard prefixes for all instance documents to avoid confusion on the part of both human and machine readers. These standard prefixes are used in all descriptive text and all XML examples in this and related UPnP specifications. Also, each individual specification may assume a default namespace for its descriptive text. In that case, names from that namespace may appear with no prefix.

The assumed default namespace, if any, for each UPnP AV specification is given in Table 1-5, “Default Namespaces for the AV Specifications”.

Note: all UPnP AV schemas declare attributes to be “unqualified”, so namespace prefixes are never used with AV Working Committee defined attribute names.

Table 1-5 — Default Namespaces for the AV Specifications

AV Specification Name	Default Namespace Prefix
AVTransport	avt-event
ConnectionManager	n/a
ContentDirectory	didl-lite
MediaRenderer	n/a
MediaServer	n/a
RenderingControl	rcs-event
ScheduledRecording	srs

1.5.2 Namespace Names, Namespace Versioning and Schema Versioning

The UPnP AV service specifications define several data structures (such as state variables and action arguments) whose format is an XML instance document that must comply with one or more specific XML namespaces. Each namespace is uniquely identified by an assigned namespace name. The namespaces that are defined by the AV Working Committee **MUST** be named by a URN. See Table 1-3, “Namespace Definitions” for a current list of namespace names. Additionally, each namespace corresponds to an XML schema document that provides a machine-readable representation of the associated namespace to enable automated validation of the XML (state variable or action parameter) instance documents.

Within an XML schema and XML instance document, the name of each corresponding namespace appears as the value of an `xmlns` attribute within the root element. Each `xmlns` attribute also includes a namespace prefix that is associated with that namespace in order to disambiguate (a.k.a. qualify) element and attribute names that are defined within different namespaces. The schemas that correspond to the listed namespaces are identified by URI values that are listed in the `schemaLocation` attribute also within the root element. (See Clause 1.5.3, “Namespace Usage Examples”)

In order to enable both forward and backward compatibility, namespace names are permanently assigned and **MUST NOT** change even when a new version of a specification changes the definition of a namespace. However, all changes to a namespace definition **MUST** be backward-compatible. In other words, the updated definition of a namespace **MUST NOT** invalidate any XML documents that comply with an earlier definition of that same namespace. This means, for example, that a namespace **MUST NOT** be changed so that a new element or attribute is required. Although namespace names **MUST NOT** change, namespaces still have version numbers that reflect a specific set of definitional changes. Each time the definition of a namespace is changed, the namespace’s version number is incremented by one.

Each time a new namespace version is created, a new XML schema document (.xsd) is created and published so that the new namespace definition is represented in a machine-readable form. Since a XML schema document is just a representation of a namespace definition, translation errors can occur. Therefore, it is sometime necessary to re-release a published schema in order to correct typos or other namespace representation errors. In

order to easily identify the potential multiplicity of schema releases for the same namespace, the URI of each released schema MUST conform to the following format (called Form 1):

Form 1: "http://www.upnp.org/schemas/av/" **schema-root-name** "-v" **ver** "-" **yyyymmdd**

where

- **schema-root-name** is the name of the root element of the namespace that this schema represents.
- **ver** corresponds to the version number of the namespace that is represented by the schema.
- **yyyymmdd** is the year, month and day (in the Gregorian calendar) that this schema was released.

Table 1-4, "Schema-related Information" identifies the URI formats for each of the namespaces that are currently defined by the UPnP AV Working Committee.

As an example, the original schema URI for the "rcs-event" namespace (that was released with the original publication of the UPnP AV service specifications in the year 2002) was "<http://www.upnp.org/schemas/av/rcs-event-v1-20020625.xsd>". When the UPnP AV service specifications were subsequently updated in the year 2006, the URI for the updated version of the "rcs-event" namespace was "<http://www.upnp.org/schemas/av/rcs-event-v2-20060531.xsd>". However, in 2006, the schema URI for the newly created "srs-event" namespace was "<http://www.upnp.org/schemas/av/srs-event-v1-20060531.xsd>". Note the version field for the "srs-event" schema is "v1" since it was first version of that namespace whereas the version field for the "rcs-event" schema is "v2" since it was the second version of that namespace.

In addition to the dated schema URIs that are associated with each namespace, each namespace also has a set of undated schema URIs. These undated schema URIs have two distinct formats with slightly different meanings:

Form 2: "http://www.upnp.org/schemas/av/" **schema-root-name** "-v" **ver**

where **ver** is described above.

Form 3: "http://www.upnp.org/schemas/av/" **schema-root-name**

Form 2 of the undated schema URI is always linked to the most recent release of the schema that represents the version of the namespace indicated by **ver**. For example, the undated URI ".../av/rcs-event-v2.xsd" is linked to the most recent schema release of version 2 of the "rcs-event" namespace. Therefore, on May 31, 2006 (20060531), the undated schema URI was linked to the schema that is otherwise known as ".../av/rcs-event-v2-20060531.xsd". Furthermore, if the schema for version 2 of the "rcs-event" namespace was ever re-released, for example to fix a typo in the 20060531 schema, then the same undated schema URI (".../av/rcs-event-v2.xsd") would automatically be updated to link to the updated version 2 schema for the "rcs-event" namespace.

Form 3 of the undated schema URI is always linked to the most recent release of the schema that represents the highest version of the namespace that has been published. For example, on June 25, 2002 (20020625), the undated schema URI ".../av/rcs-event.xsd" was linked to the schema that is otherwise known as ".../av/rcs-event-v1-20020625.xsd". However, on May 31, 2006 (20060531), that same undated schema URI was linked to the schema that is otherwise known as ".../av/rcs-event-v2-20060531.xsd".

When referencing a schema URI within an XML instance document or a referencing XML schema document, the following usage rules apply:

- All instance documents, whether generated by a service or a control point, MUST use Form 3.
- All UPnP AV published schemas that reference other UPnP AV schemas MUST also use Form 3.

Within an XML instance document, the definition for the `schemaLocation` attribute comes from the XML Schema namespace "http://www.w3.org/2002/XMLSchema-instance". A single

occurrence of the attribute can declare the location of one or more schemas. The `schemaLocation` attribute value consists of a whitespace separated list of values that is interpreted as a namespace name followed by its schema location URL. This pair-sequence is repeated as necessary for the schemas that need to be located for this instance document.

In addition to the schema URI naming and usage rules described above, each released schema **MUST** contain a `version` attribute in the `<schema>` root element. Its value **MUST** correspond to the format:

ver “-” **yyyymmdd** where **ver** and **yyyymmdd** are described above.

The `version` attribute provides self-identification of the namespace version and release date of the schema itself. For example, within the original schema released for the “rcs-event” namespace (`.../rcs-event-v2-20020625.xsd`), the `<schema>` root element contains the following attribute: `version="2-20020625"`.

1.5.3 Namespace Usage Examples

The `schemaLocation` attribute for XML instance documents comes from the XML Schema instance namespace “`http://www.w3.org/2002/XMLSchema-instance`”. A single occurrence of the attribute can declare the location of one or more schemas. The `schemaLocation` attribute value consists of a whitespace separated list of values: namespace name followed by its schema location URL. This pair-sequence is repeated as necessary for the schemas that need to be located for this instance document.

Example 1:

Sample *DIDL-Lite XML Instance Document*. Note that the references to the UPnP AV schemas do not contain any version or release date information. In other words, the references follow Form 3 from above. Consequently, this example is valid for all releases of the UPnP AV service specifications.

```
<?xml version="1.0" encoding="UTF-8"?>
<DIDL-Lite
  xmlns:dc="http://purl.org/dc/elements/1.1/"
  xmlns="urn:schemas-upnp-org:metadata-1-0/DIDL-Lite/"
  xmlns:upnp="urn:schemas-upnp-org:metadata-1-0/upnp/"
  xmlns:xsi="http://www.w3.org/2001/XMLSchema-instance"
  xsi:schemaLocation="
    urn:schemas-upnp-org:metadata-1-0/DIDL-Lite/
      http://www.upnp.org/schemas/av/didl-lite.xsd
    urn:schemas-upnp-org:metadata-1-0/upnp/
      http://www.upnp.org/schemas/av/upnp.xsd">
  <item id="18" parentID="13" restricted="0">
    ...
  </item>
</DIDL-Lite>
```

1.6 Vendor-defined Extensions

Whenever vendors create additional vendor-defined state variables, actions or properties, their assigned names and XML representation **MUST** follow the naming conventions and XML rules as specified below.

1.6.1 Vendor-defined Action Names

Vendor-defined action names **MUST** begin with “X”. Additionally, it **SHOULD** be followed by an ICANN assigned domain name owned by the vendor followed by the underscore character (“_”). It **MUST** then be followed by the vendor-assigned action name. The vendor-assigned action name **MUST NOT** contain a hyphen character (“-”, 2D Hex in UTF-8) nor a hash character (“#”, 23 Hex in UTF-8). Vendor-assigned action names are case sensitive. The first character of the name **MUST** be a US-ASCII letter (“A”-“Z”, “a”-“z”), US-ASCII digit (“0”-“9”), an underscore (“_”), or a non-experimental Unicode letter or digit greater than U+007F. Succeeding characters **MUST** be a US-ASCII letter (“A”-“Z”, “a”-“z”), US-ASCII digit (“0”-“9”), an underscore (“_”), a period (“.”), a Unicode combiningchar, an extender, or a non-

experimental Unicode letter or digit greater than U+007F. The first three letters MUST NOT be “XML” in any combination of case.

1.6.2 Vendor-defined State Variable Names

Vendor-defined state variable names MUST begin with “X”. Additionally, it SHOULD be followed by an ICANN assigned domain name owned by the vendor, followed by the underscore character (“_”). It MUST then be followed by the vendor-assigned state variable name. The vendor-assigned state variable name MUST NOT contain a hyphen character (“-”, 2D Hex in UTF-8). Vendor-assigned action names are case sensitive. The first character of the name MUST be a US-ASCII letter (“A”-“Z”, “a”-“z”), US-ASCII digit (“0”-“9”), an underscore (“_”), or a non-experimental Unicode letter or digit greater than U+007F. Succeeding characters MUST be a US-ASCII letter (“A”-“Z”, “a”-“z”), US-ASCII digit (“0”-“9”), an underscore (“_”), a period (“.”), a Unicode combiningchar, an extender, or a non-experimental Unicode letter or digit greater than U+007F. The first three letters MUST NOT be “XML” in any combination of case.

1.6.3 Vendor-defined XML Elements and attributes

UPnP vendors MAY add non-standard elements and attributes to a UPnP standard XML document, such as a device or service description. Each addition MUST be scoped by a vendor-owned XML namespace. Arbitrary XML MUST be enclosed in an element that begins with “X,” and this element MUST be a sub element of a standard complex type. Non-standard attributes MAY be added to standard elements provided these attributes are scoped by a vendor-owned XML namespace and begin with “X”.

1.6.4 Vendor-defined Property Names

UPnP vendors MAY add non-standard properties to the ContentDirectory service. Each property addition MUST be scoped by a vendor-owned namespace. The vendor-assigned property name MUST NOT contain a hyphen character (“-”, 2D Hex in UTF-8). Vendor-assigned property names are case sensitive. The first character of the name MUST be a US-ASCII letter (“A”-“Z”, “a”-“z”), US-ASCII digit (“0”-“9”), an underscore (“_”), or a non-experimental Unicode letter or digit greater than U+007F. Succeeding characters MUST be a US-ASCII letter (“A”-“Z”, “a”-“z”), US-ASCII digit (“0”-“9”), an underscore (“_”), a period (“.”), a Unicode combiningchar, an extender, or a non-experimental Unicode letter or digit greater than U+007F. The first three letters MUST NOT be “XML” in any combination of case.

1.7 References

This clause lists the normative references used in the UPnP AV specifications and includes the tag inside square brackets that is used for each such reference:

[AVARCH] – *AVArchitecture:1*, UPnP Forum, September 30, 2008. Available at: <http://www.upnp.org/specs/av/UPnP-av-AVArchitecture-v1-20080930.pdf>. Latest version available at: <http://www.upnp.org/specs/av/UPnP-av-AVArchitecture-v1.pdf>.

[AVDT] – *AV DataStructure Template:1*, UPnP Forum, September 30, 2008. Available at: <http://www.upnp.org/specs/av/UPnP-av-AVDataStructure-v1-20080930.pdf>. Latest version available at: <http://www.upnp.org/specs/av/UPnP-av-AVDataStructure-v1.pdf>.

[AVDT-XSD] – *XML Schema for UPnP AV Datastructure Template:1*, UPnP Forum, September 30, 2008. Available at: <http://www.upnp.org/schemas/av/avdt-v1-20080930.xsd>. Latest version available at: <http://www.upnp.org/schemas/av/avdt-v1.xsd>.

[AV-XSD] – *XML Schema for UPnP AV Common XML Data Types*, UPnP Forum, September 30, 2008. Available at: <http://www.upnp.org/schemas/av/av-v2-20080930.xsd>. Latest version available at: <http://www.upnp.org/schemas/av/av-v2.xsd>.

[AVS-XSD] – *XML Schema for UPnP AV Common XML Structures*, UPnP Forum, September 30, 2008. Available at: <http://www.upnp.org/schemas/av/avs-v2-20080930.xsd>. Latest version available at: <http://www.upnp.org/schemas/av/avs-v2.xsd>.

[AVT] – *AVTransport:2*, UPnP Forum, September 30, 2008. Available at: <http://www.upnp.org/specs/av/UPnP-av-AVTransport-v2-Service-20080930.pdf>. Latest version available at: <http://www.upnp.org/specs/av/UPnP-av-AVTransport-v2-Service.pdf>.

[AVT-EVENT-XSD] – *XML Schema for AVTransport:2 LastChange Eventing*, UPnP Forum, September 30, 2008. Available at: <http://www.upnp.org/schemas/av/avt-event-v2-20080930.xsd>. Latest version available at: <http://www.upnp.org/schemas/av/avt-event-v2.xsd>.

[CDS] – *ContentDirectory:3*, UPnP Forum, September 30, 2008. Available at: <http://www.upnp.org/specs/av/UPnP-av-ContentDirectory-v3-Service-20080930.pdf>. Latest version available at: <http://www.upnp.org/specs/av/UPnP-av-ContentDirectory-v3-Service.pdf>.

[CDS-EVENT-XSD] – *XML Schema for ContentDirectory:3 LastChange Eventing*, UPnP Forum, September 30, 2008. Available at: <http://www.upnp.org/schemas/av/cds-event-v1-20080930.xsd>. Latest version available at: <http://www.upnp.org/schemas/av/cds-event-v1.xsd>.

[CM] – *ConnectionManager:2*, UPnP Forum, September 30, 2008. Available at: <http://www.upnp.org/specs/av/UPnP-av-ConnectionManager-v2-Service-20080930.pdf>. Latest version available at: <http://www.upnp.org/specs/av/UPnP-av-ConnectionManager-v2-Service.pdf>.

[DC-XSD] – *XML Schema for UPnP AV Dublin Core*. Available at: <http://www.dublincore.org/schemas/xmls/simpledc20020312.xsd>.

[DC-TERMS] – *DCMI term declarations represented in XML schema language*. Available at: <http://www.dublincore.org/schemas/xmls>.

[DEVICE] – *UPnP Device Architecture, version 1.0*, UPnP Forum, July 20, 2006. Available at: <http://www.upnp.org/specs/architecture/UPnP-DeviceArchitecture-v1.0-20060720.htm>. Latest version available at: <http://www.upnp.org/specs/architecture/UPnP-DeviceArchitecture-v1.0.htm>.

[DIDL] – *ISO/IEC CD 21000-2:2001, Information Technology - Multimedia Framework - Part 2: Digital Item Declaration*, July 2001.

[DIDL-LITE-XSD] – *XML Schema for ContentDirectory:3 Structure and Metadata (DIDL-Lite)*, UPnP Forum, September 30, 2008. Available at: <http://www.upnp.org/schemas/av/didl-lite-v2-20080930.xsd>. Latest version available at: <http://www.upnp.org/schemas/av/didl-lite-v2.xsd>.

[EBNF] – *ISO/IEC 14977, Information technology - Syntactic metalanguage - Extended BNF*, December 1996.

[HTTP/1.1] – *HyperText Transport Protocol – HTTP/1.1*, R. Fielding, J. Gettys, J. Mogul, H. Frystyk, L. Masinter, P. Leach, T. Berners-Lee, June 1999. Available at: <http://www.ietf.org/rfc/rfc2616.txt>.

[IEC 61883] – *IEC 61883 Consumer Audio/Video Equipment – Digital Interface - Part 1 to 5*. Available at: <http://www.iec.ch>.

[IEC-PAS 61883] – *IEC-PAS 61883 Consumer Audio/Video Equipment – Digital Interface - Part 6*. Available at: <http://www.iec.ch>.

[ISO 8601] – *Data elements and interchange formats – Information interchange -- Representation of dates and times*, International Standards Organization, December 21, 2000. Available at: [ISO 8601:2000](http://www.iso.org/iso/8601).

[MIME] – *IETF RFC 1341, MIME (Multipurpose Internet Mail Extensions)*, N. Borenstein, N. Freed, June 1992. Available at: <http://www.ietf.org/rfc/rfc1341.txt>.

[MR] – *MediaRenderer:2*, UPnP Forum, September 30, 2008. Available at: <http://www.upnp.org/specs/av/UPnP-av-MediaRenderer-v2-Device-20080930.pdf>. Latest version available at: <http://www.upnp.org/specs/av/UPnP-AV-MediaRenderer-v2-Device.pdf>.

[MS] – *MediaServer:3*, UPnP Forum, September 30, 2008. Available at: <http://www.upnp.org/specs/av/UPnP-av-MediaServer-v3-Device-20080930.pdf>. Latest version available at: <http://www.upnp.org/specs/av/UPnP-AV-MediaServer-v3-Device.pdf>.

[RCS] – *RenderingControl:2*, UPnP Forum, September 30, 2008. Available at: <http://www.upnp.org/specs/av/UPnP-av-RenderingControl-v2-Service-20080930.pdf>. Latest version available at: <http://www.upnp.org/specs/av/UPnP-av-RenderingControl-v2-Service.pdf>.

[RCS-EVENT-XSD] – XML Schema for *RenderingControl:2* LastChange Eventing, UPnP Forum, September 30, 2008. Available at: <http://www.upnp.org/schemas/av/rcs-event-v1-20080930.xsd>. Latest version available at: <http://www.upnp.org/schemas/av/rcs-event-v1.xsd>.

[RFC 1738] – *IETF RFC 1738, Uniform Resource Locators (URL)*, Tim Berners-Lee, et. Al., December 1994. Available at: <http://www.ietf.org/rfc/rfc1738.txt>.

[RFC 2045] – *IETF RFC 2045, Multipurpose Internet Mail Extensions (MIME) Part 1:Format of Internet Message Bodies*, N. Freed, N. Borenstein, November 1996. Available at: <http://www.ietf.org/rfc/rfc2045.txt>.

[RFC 2119] – *IETF RFC 2119, Key words for use in RFCs to Indicate Requirement Levels*, S. Bradner, 1997. Available at: <http://www.faqs.org/rfcs/rfc2119.html>.

[RFC 2396] – *IETF RFC 2396, Uniform Resource Identifiers (URI): Generic Syntax*, Tim Berners-Lee, et al, 1998. Available at: <http://www.ietf.org/rfc/rfc2396.txt>.

[RFC 3339] – *IETF RFC 3339, Date and Time on the Internet: Timestamps*, G. Klyne, Clearswift Corporation, C. Newman, Sun Microsystems, July 2002. Available at: <http://www.ietf.org/rfc/rfc3339.txt>.

[RTP] – *IETF RFC 1889, Realtime Transport Protocol (RTP)*, H. Schulzrinne, S. Casner, R. Frederick, V. Jacobson, January 1996. Available at: <http://www.ietf.org/rfc/rfc1889.txt>.

[RTSP] – *IETF RFC 2326, Real Time Streaming Protocol (RTSP)*, H. Schulzrinne, A. Rao, R. Lanphier, April 1998. Available at: <http://www.ietf.org/rfc/rfc2326.txt>.

[SRS] – *ScheduledRecording:2*, UPnP Forum, September 30, 2008. Available at: <http://www.upnp.org/specs/av/UPnP-av-ScheduledRecording-v2-Service-20080930.pdf>. Latest version available at: <http://www.upnp.org/specs/av/UPnP-av-ScheduledRecording-v2-Service.pdf>.

[SRS-XSD] – XML Schema for *ScheduledRecording:2* Metadata and Structure, UPnP Forum, September 30, 2008. Available at: <http://www.upnp.org/schemas/av/srs-v2-20080930.xsd>. Latest version available at: <http://www.upnp.org/schemas/av/srs-v2.xsd>.

[SRS-EVENT-XSD] – XML Schema for *ScheduledRecording:2* LastChange Eventing, UPnP Forum, September 30, 2008. Available at: <http://www.upnp.org/schemas/av/srs-event-v1-20080930.xsd>. Latest version available at: <http://www.upnp.org/schemas/av/srs-event-v1.xsd>.

[UAX 15] – *Unicode Standard Annex #15, Unicode Normalization Forms*, version 4.1.0, revision 25, M. Davis, M. Dürst, March 25, 2005. Available at: <http://www.unicode.org/reports/tr15/tr15-25.html>.

[UNICODE COLLATION] – *Unicode Technical Standard #10, Unicode Collation Algorithm* version 4.1.0, M. Davis, K. Whistler, May 5, 2005. Available at: <http://www.unicode.org/reports/tr10/tr10-14.html>.

[UPNP-XSD] – *XML Schema for ContentDirectory:3 Metadata*, UPnP Forum, September 30, 2008. Available at: <http://www.upnp.org/schemas/av/upnp-v3-20080930.xsd>. Latest version available at: <http://www.upnp.org/schemas/av/upnp-v3.xsd>.

[UTS 10] – *Unicode Technical Standard #10, Unicode Collation Algorithm*, version 4.1.0, revision 14, M. Davis, K. Whistler, May 5, 2005. Available at: <http://www.unicode.org/reports/tr10/tr10-14.html>.

[UTS 35] – Unicode Technical Standard #35, Locale Data Markup Language, version 1.3R1, revision 5, M. Davis, June 2, 2005. Available at: <http://www.unicode.org/reports/tr35/tr35-5.html>.

[XML] – *Extensible Markup Language (XML) 1.0 (Third Edition)*, François Yergeau, Tim Bray, Jean Paoli, C. M. Sperberg-McQueen, Eve Maler, eds., W3C Recommendation, February 4, 2004. Available at: <http://www.w3.org/TR/2004/REC-xml-20040204>.

[XML-NS] – *The “xml:” Namespace*, November 3, 2004. Available at: <http://www.w3.org/XML/1998/namespace>.

[XML-XSD] – *XML Schema for the “xml:” Namespace*. Available at: <http://www.w3.org/2001/xml.xsd>.

[XML-NMSP] – *Namespaces in XML*, Tim Bray, Dave Hollander, Andrew Layman, eds., W3C Recommendation, January 14, 1999. Available at: <http://www.w3.org/TR/1999/REC-xml-names-19990114>.

[XML SCHEMA-1] – *XML Schema Part 1: Structures, Second Edition*, Henry S. Thompson, David Beech, Murray Maloney, Noah Mendelsohn, W3C Recommendation, 28 October 2004. Available at: <http://www.w3.org/TR/2004/REC-xmlschema-1-20041028>.

[XML SCHEMA-2] – *XML Schema Part 2: Data Types, Second Edition*, Paul V. Biron, Ashok Malhotra, W3C Recommendation, 28 October 2004. Available at: <http://www.w3.org/TR/2004/REC-xmlschema-2-20041028>.

[XMLSCHEMA-XSD] – *XML Schema for XML Schema*. Available at: <http://www.w3.org/2001/XMLSchema.xsd>.

[XPath20] – *XML Path Language (XPath) 2.0*, Anders Berglund, Scott Boag, Don Chamberlin, Mary F. Fernandez, Michael Kay, Jonathan Robie, Jerome Simeon, W3C Recommendation, 21 November 2006. Available at: <http://www.w3.org/TR/xpath20>.

[XQuery10] – *XQuery 1.0 An XML Query Language*, W3C Recommendation, 23 January 2007. Available at: <http://www.w3.org/TR/2007/REC-xquery-20070123>.

2 Service Modeling Definitions

2.1 Service Type

The following service type identifies a service that is compliant with this template:

urn:schemas-upnp-org:service:RenderingControl:2

The shorthand RenderingControl is used herein to refer to this service type.

2.2 State Variables

Table 2-1 — State Variables

Variable Name	R/O ^a	Data Type	Allowed Value	Default Value	Eng. Units
<u>LastChange</u>	<u>R</u>	<u>string</u>			
<u>PresetNameList</u>	<u>R</u>	<u>string</u>	CSV ^b (<u>string</u>)		
<u>Brightness</u>	<u>O</u>	<u>ui2</u>	See Table 2-2		
<u>Contrast</u>	<u>O</u>	<u>ui2</u>	See Table 2-3		
<u>Sharpness</u>	<u>O</u>	<u>ui2</u>	See Table 2-4		
<u>RedVideoGain</u>	<u>O</u>	<u>ui2</u>	See Table 2-5		
<u>GreenVideoGain</u>	<u>O</u>	<u>ui2</u>	See Table 2-6		
<u>BlueVideoGain</u>	<u>O</u>	<u>ui2</u>	See Table 2-7		
<u>RedVideoBlackLevel</u>	<u>O</u>	<u>ui2</u>	See Table 2-8		
<u>GreenVideoBlackLevel</u>	<u>O</u>	<u>ui2</u>	See Table 2-9		
<u>BlueVideoBlackLevel</u>	<u>O</u>	<u>ui2</u>	See Table 2-10		
<u>ColorTemperature</u>	<u>O</u>	<u>ui2</u>	See Table 2-11		
<u>HorizontalKeystone</u>	<u>O</u>	<u>i2</u>	See Table 2-12		
<u>VerticalKeystone</u>	<u>O</u>	<u>i2</u>	See Table 2-13		
<u>Mute</u>	<u>O</u>	<u>boolean</u>			
<u>Volume</u> ^c	<u>O</u>	<u>ui2</u>	See Table 2-14		
<u>VolumeDB</u>	<u>O</u>	<u>i2</u>	See Table 2-15		1/256 dB
<u>Loudness</u>	<u>O</u>	<u>boolean</u>			
<u>A_ARG_TYPE_Channel</u>	<u>R</u>	<u>string</u>	See Table 2-16		
<u>A_ARG_TYPE_InstanceID</u>	<u>R</u>	<u>ui4</u>			
<u>A_ARG_TYPE_PresetName</u>	<u>R</u>	<u>string</u>	See Table 2-17		
<u>A_ARG_TYPE_DeviceUDN</u>	<u>O</u>	<u>string</u>			
<u>A_ARG_TYPE_ServiceType</u>	<u>O</u>	<u>string</u>			
<u>A_ARG_TYPE_ServiceID</u>	<u>O</u>	<u>string</u>			
<u>A_ARG_TYPE_StateVariableValuePairs</u>	<u>O</u>	<u>string</u>			
<u>A_ARG_TYPE_StateVariableList</u>	<u>O</u>	<u>string</u>	CSV (<u>string</u>)		
<i>Non-standard state variables implemented by an UPnP vendor go here.</i>	<u>X</u>	<i>TBD</i>	<i>TBD</i>	<i>TBD</i>	<i>TBD</i>

^a R = REQUIRED, O = OPTIONAL, X = Non-standard.
^b CSV stands for Comma-Separated Value list. The type between brackets denotes the UPnP data type used for the elements inside the list. CSV is defined more formally in the ContentDirectory service template.
^c The Volume and VolumeDB state variables are defined as a pair. Therefore, each implementation of this service MUST either support both of them or support none of them. At all times, these two state variables MUST remain synchronized with each other (that is: both of them MUST always represent the same volume setting).

Table 2-2 — allowedValueRange for Brightness

	Value	R/O
<u>minimum</u>	<u>0</u>	<u>R</u>
<u>maximum</u>	<i>Vendor defined</i>	<u>R</u>
<u>step</u>	<u>1</u>	<u>R</u>

Table 2-3 — allowedValueRange for Contrast

	Value	R/O
<u>minimum</u>	<u>0</u>	<u>R</u>
<u>maximum</u>	<i>Vendor defined</i>	<u>R</u>
<u>step</u>	<u>1</u>	<u>R</u>

Table 2-4 — allowedValueRange for Sharpness

	Value	R/O
<u>minimum</u>	<u>0</u>	<u>R</u>
<u>maximum</u>	<i>Vendor defined</i>	<u>R</u>
<u>step</u>	<u>1</u>	<u>R</u>

Table 2-5 — allowedValueRange for RedVideoGain

	Value	R/O
<u>minimum</u>	<u>0</u>	<u>R</u>
<u>maximum</u>	<i>Vendor defined</i>	<u>R</u>
<u>step</u>	<u>1</u>	<u>R</u>

Table 2-6 — allowedValueRange for GreenVideoGain

	Value	R/O
<u>minimum</u>	<u>0</u>	<u>R</u>
<u>maximum</u>	<i>Vendor defined</i>	<u>R</u>
<u>step</u>	<u>1</u>	<u>R</u>

Table 2-7 — allowedValueRange for BlueVideoGain

	Value	R/O
<u>minimum</u>	<u>0</u>	<u>R</u>
<u>maximum</u>	<i>Vendor defined</i>	<u>R</u>
<u>step</u>	<u>1</u>	<u>R</u>

Table 2-8 — allowedValueRange for RedVideoBlackLevel

	Value	R/O
<u>minimum</u>	<u>0</u>	<u>R</u>
<u>maximum</u>	<i>Vendor defined</i>	<u>R</u>
<u>step</u>	<u>1</u>	<u>R</u>

Table 2-9 — allowedValueRange for GreenVideoBlackLevel

	Value	R/O
<u>minimum</u>	<u>0</u>	<u>R</u>
<u>maximum</u>	<i>Vendor defined</i>	<u>R</u>
<u>step</u>	<u>1</u>	<u>R</u>

Table 2-10 — allowedValueRange for BlueVideoBlackLevel

	Value	R/O
<u>minimum</u>	<u>0</u>	<u>R</u>
<u>maximum</u>	<i>Vendor defined</i>	<u>R</u>
<u>step</u>	<u>1</u>	<u>R</u>

Table 2-11 — allowedValueRange for ColorTemperature

	Value	R/O
<u>minimum</u>	<u>0</u>	<u>R</u>
<u>maximum</u>	<i>Vendor defined</i>	<u>R</u>
<u>step</u>	<u>1</u>	<u>R</u>

Table 2-12 — allowedValueRange for HorizontalKeystone

	Value	R/O
<u>minimum</u>	<i>Vendor defined</i> (MUST be <= 0)	<u>R</u>
<u>maximum</u>	<i>Vendor defined</i>	<u>R</u>
<u>Step</u>	<u>1</u>	<u>R</u>

Table 2-13 — allowedValueRange for VerticalKeystone

	Value	R/O
<u>minimum</u>	<i>Vendor defined</i> (MUST be <= 0)	<u>R</u>
<u>maximum</u>	<i>Vendor defined</i>	<u>R</u>
<u>step</u>	<u>1</u>	<u>R</u>

Table 2-14 — allowedValueRange for Volume

	Value	R/O
<u>minimum</u>	0	<u>R</u>
<u>maximum</u>	<i>Vendor defined</i>	<u>R</u>
<u>Step</u>	<u>1</u>	<u>R</u>

Table 2-15 — allowedValueRange for VolumeDB

	Value	R/O
<u>minimum</u>	<i>Vendor defined</i>	<u>R</u>
<u>maximum</u>	<i>Vendor defined</i>	<u>R</u>
<u>step</u>	<i>Vendor defined</i>	<u>Q</u>

Table 2-16 — allowedValueList for A ARG TYPE Channel

Value	R/O
" <u>Master</u> "	<u>R</u>
" <u>LF</u> "	<u>Q</u>
" <u>RF</u> "	<u>Q</u>
" <u>CF</u> "	<u>Q</u>
" <u>LFE</u> "	<u>Q</u>
" <u>LS</u> "	<u>Q</u>
" <u>RS</u> "	<u>Q</u>
" <u>LFC</u> "	<u>Q</u>
" <u>RFC</u> "	<u>Q</u>
" <u>SD</u> "	<u>Q</u>
" <u>SL</u> "	<u>Q</u>
" <u>SR</u> "	<u>Q</u>
" <u>I</u> "	<u>Q</u>
" <u>B</u> "	<u>Q</u>
Vendor-defined	

Table 2-17 — allowedValueList for A ARG TYPE PresetName

Value	R/O
" <u>FactoryDefaults</u> "	<u>R</u>
" <u>InstallationDefaults</u> "	<u>Q</u>
Vendor defined	

2.2.1 LastChange

This state variable is used exclusively for eventing purposes to allow clients to receive meaningful event notifications whenever the state of the device changes. The LastChange state variable identifies all of the state variables that have changed since the last time the LastChange state variable was evented. Refer to Clause 2.3.1, "Event Model" for additional information.

The format of this state variable conforms to the XML schema described in [RCS-EVENT-XSD]. The following *rcs-event XML document* illustrates a typical example of the schema:

```
<?xml version="1.0" encoding="UTF-8"?>
<Event
  xmlns="urn:schemas-upnp-org:metadata-1-0/RCS/"
  xmlns:xsi="http://www.w3.org/2001/XMLSchema-instance"
  xsi:schemaLocation="
    urn:schemas-upnp-org:metadata-1-0/RCS/
    http://www.upnp.org/schemas/av/rcs-event-v1-20060531.xsd">
  <InstanceID val="0">
    <Brightness val="36"/>
    <Contrast val="54"/>
    ...
  </InstanceID>
  <InstanceID val="1">
    <Mute channel="Master" val="0"/>
    <Volume channel="CF" val="24"/>
    ...
  </InstanceID>
  ...
</Event>
```

As illustrated above, the LastChange state variable contains a single root element whose body contains one or more InstanceID elements, each corresponding to a (virtual) instance of the RenderingControl service, whose state has changed since the last time the LastChange state variable was evented. Each InstanceID element contains one or more state variable elements that identify all of the state variables within that instance that changed. Each state variable element contains the new (current) value of that state variable.

In the example above, the Brightness and Contrast setting of instance 0 has changed to 36 and 54, respectively. Additionally, the Mute setting on the Master channel of instance 1 has been set to 0 (false) (that is: muting has been turned off) and the Volume of the Center Front channel of instance 1 has been set to 24.

Note: Only the audio-related state variables include a channel attribute, which identifies the audio channel that has experienced a change.

When a given state variable (within the same instance) changes multiple times before the moderation period of the LastChange state variable expires, only one state variable element for the affected state variable will appear within the InstanceID element. The previous state variable element for the affected state variable MUST be removed and replaced with a new state variable element that reflects the most recent value of that state variable.

State variable elements MAY appear in any order within a given InstanceID element. This implies that no meaning may be deduced from the order in which the state variables for a given instance are listed. Similarly, the order of InstanceID elements has no particular meaning and they MAY appear in any order.

For example, when the Brightness of instance 0 changes from 26 to 54 then to 48, and the Brightness of instance 1 changes from 54 to 35, then to 11, LastChange is set to the following:

```
<?xml version="1.0" encoding="UTF-8"?>
<Event
  xmlns="urn:schemas-upnp-org:metadata-1-0/RCS/"
  xmlns:xsi="http://www.w3.org/2001/XMLSchema-instance"
  xsi:schemaLocation="
    urn:schemas-upnp-org:metadata-1-0/RCS/
    http://www.upnp.org/schemas/av/rcs-event-v1-20060531.xsd">
  <InstanceID val="0">
    <Brightness val="48"/>
  </InstanceID>
  <InstanceID val="1">
    <Brightness val="11"/>
  </InstanceID>
</Event>
```

The LastChange state variable is the only state variable that is evented using the standard UPnP event mechanism. All other state variables are indirectly evented via the LastChange state variable event. Refer to Clause 2.3.1, “Event Model” for additional details.

Note that the LastChange state variable is XML and therefore needs to be escaped using the normal XML rules (see [XML] – Clause 2.4 Character Data) before being transmitted as an event.

2.2.2 PresetNameList

This state variable contains a comma-separated list of valid preset names currently supported by this device. Its value changes if/when the device changes the set of presets that it supports. This may occur in conjunction with a vendor-defined action or some other non-UPnP event. This state variable will include any of the predefined presets that are supported by the device.

2.2.3 Brightness

This unsigned integer state variable represents the current brightness setting of the associated display device. Its value ranges from a minimum of 0 to some device specific

maximum. A numerical change of 1 corresponds to the smallest incremental change that is supported by the device.

Higher values increase the brightness of the display's output.

2.2.4 Contrast

This unsigned integer state variable represents the current contrast setting of the associated display device. Its value ranges from a minimum of 0 to some device specific maximum. A numerical change of 1 corresponds to the smallest incremental change that is supported by the device.

Higher values increase the contrast of the display's output.

2.2.5 Sharpness

This unsigned integer state variable represents the current sharpness setting of the associated display device. Its value ranges from a minimum of 0 to some device specific maximum. A numerical change of 1 corresponds to the smallest incremental change that is supported by the device.

Higher values accentuate fine detail.

2.2.6 RedVideoGain

This unsigned integer state variable represents the current setting of the red gain control for the associated display device. Its value ranges from a minimum of 0 to some device specific maximum. A numerical change of 1 corresponds to the smallest incremental change that is supported by the device.

Higher values increase the intensity of red in the display's output. See Clause 2.2.27.1, "[xxxVideoGain](#) and [xxxVideoBlackLevel](#)" for additional information.

2.2.7 GreenVideoGain

This unsigned integer state variable represents the current setting of the green gain control for the associated display device. Its value ranges from a minimum of 0 to some device specific maximum. A numerical change of 1 corresponds to the smallest incremental change that is supported by the device.

Higher values increase the intensity of green in the display's output. See Clause 2.2.27.1, "[xxxVideoGain](#) and [xxxVideoBlackLevel](#)" for additional information.

2.2.8 BlueVideoGain

This unsigned integer state variable represents the current setting of the blue gain control for the associated display device. Its value ranges from a minimum of 0 to some device specific maximum. A numerical change of 1 corresponds to the smallest incremental change that is supported by the device.

Higher values increase the intensity of blue in the display's output. See Clause 2.2.27.1, "[xxxVideoGain](#) and [xxxVideoBlackLevel](#)" for additional information.

2.2.9 RedVideoBlackLevel

This unsigned integer state variable represents the current setting for the minimum output intensity of red for the associated display device. Its value ranges from a minimum of 0 to some device specific maximum. A numerical change of 1 corresponds to the smallest incremental change that is supported by the device.

Higher values increase the minimum output intensity of red in the display's output. See Clause 2.2.27.1, "[xxxVideoGain](#) and [xxxVideoBlackLevel](#)" for additional information.

2.2.10 GreenVideoBlackLevel

This unsigned integer state variable represents the current setting for the minimum output intensity of green for the associated display device. Its value ranges from a minimum of 0 to

some device specific maximum. A numerical change of 1 corresponds to the smallest incremental change that is supported by the device.

Higher values increase the minimum output intensity of green in the display's output. See Clause 2.2.27.1, "[xxxVideoGain](#)" and "[xxxVideoBlackLevel](#)" for additional information.

2.2.11 [BlueVideoBlackLevel](#)

This unsigned integer state variable represents the current setting for the minimum output intensity of blue for the associated display device. Its value ranges from a minimum of 0 to some device specific maximum. A numerical change of 1 corresponds to the smallest incremental change that is supported by the device.

Higher values increase the minimum output intensity of blue in the display's output. See Clause 2.2.27.1, "[xxxVideoGain](#)" and "[xxxVideoBlackLevel](#)" for additional information.

2.2.12 [ColorTemperature](#)

This unsigned integer state variable represents the current setting for the color quality of white for the associated display device. Its value ranges from a minimum of 0 to some device specific maximum. A numerical change of 1 corresponds to the smallest incremental change that is supported by the device.

Lower values produce warmer shades of white (that is: biased towards yellow/orange) and higher values produce cooler shades of white (that is: biased towards blue).

2.2.13 [HorizontalKeystone](#)

This signed integer state variable represents the current level of compensation for horizontal distortion (described below) of the associated display device. Its value ranges from device-specific negative number to a device specific positive number. Zero does not need to be in the middle of this range, although it will be for most devices. A numerical change of 1 corresponds to the smallest incremental change that is supported by the device.

Horizontal distortion can occur when the display device is horizontally misaligned from the center of the viewing screen. For example, when a video/still-image projection device is shifted to the left or right of the display screen, the image becomes distorted (one side is taller than the other). The [HorizontalKeystone](#) state variable is used to compensate for this type of distortion.

Note: The following descriptions illustrate the effect of the [HorizontalKeystone](#) state variable when applied to a projection device that is properly centered with respect to the viewing screen (for example, no misalignment distortion exists).

The left side of the display's output decreases in size as the value becomes more negative (that is: moves farther away from zero in a negative direction). This produces a trapezoidal-shape image with the left and right edges remaining parallel, but with the left side shorter than the right side.

The right side of the display's output decreases in size as the value increases (that is: moves farther from zero in a positive direction). This produces a trapezoidal-shape image with the left and right edge remaining parallel, but with the right side shorter than the left side.

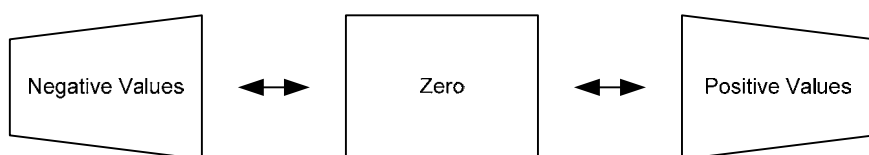


Figure 1: Horizontal Keystone

2.2.14 [VerticalKeystone](#)

This signed integer state variable represents the current level of compensation for vertical distortion (described below) of the associated display device. Its value ranges from device-specific negative number to a device specific positive number. Zero does not need to be in the

middle of this range, although it will be for most devices. A numerical change of 1 corresponds to the smallest incremental change that is supported by the device.

Vertical distortion can occur when the display device is vertical misaligned from the center of the viewing screen. For example, when a video/still-image projection device is moved above or below the display screen, the image becomes distorted (that is: the top and bottom edges have different lengths). The VerticalKeystone state variable is used to compensate for this type of distortion.

Note: The following descriptions illustrate the effect of the VerticalKeystone state variable when applied to a projection device that is properly centered with respect to the viewing screen (for example, no misalignment distortion exists).

The bottom edge of the display's output decreases in size as the value becomes more negative (that is: moves farther away from zero). This produces a trapezoidal-shape image with the top and bottom edges remaining parallel, but with the bottom edge shorter than the top edge.

The top edge of the display's output decreases in size as the value increases (that is: moves farther from zero in a positive direction). This produces a trapezoidal-shape image with the top and bottom edges remaining parallel, but with the top edge shorter than the bottom edge.

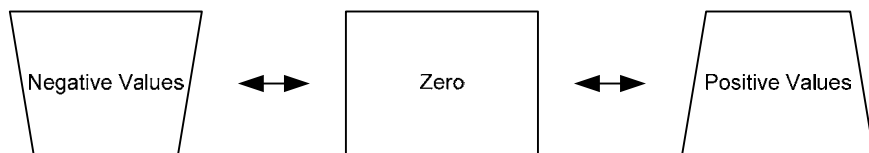


Figure 2: Vertical Keystone

2.2.15 Mute

This boolean state variable represents the current mute setting of the associated audio channel. A value of TRUE (that is: a numerical value of 1) indicates that the output of the associated audio channel is currently muted (that is: that channel is not producing any sound).

2.2.16 Volume

This unsigned integer state variable represents the current volume setting of the associated audio channel. Its value ranges from a minimum of 0 to some device specific maximum, N. This implies that the device supports exactly (N+1) discrete volume settings for this audio channel. A numerical change of +1 or -1 selects the next available volume setting up or down respectively.

Lower values produce a quieter sound and higher values produce a louder sound. A value of 0 represents the quietest level of sound and a value of N represents the loudest level of sound supported by the device for that channel.

2.2.17 VolumeDB

This signed integer state variable represents the current volume setting of the associated audio channel. Its value represents the current volume setting, expressed in decibel (dB). However, to represent volume settings with a resolution better than 1 dB, the integer value MUST be interpreted as having the decimal point between the Most Significant Byte (MSB) and the Least Significant Byte (LSB). This effectively results in a volume setting range from +127.9961 dB (0x7FFF) down to -127.9961 dB (0x8001) in steps of 1/256 dB or 0.00390625 dB (0x0001), providing an available range and resolution far beyond what is typically needed. The value corresponding to 0x8000 is invalid.

Each implementation of this service MUST specify a vendor-defined minimum value (MinValue) and maximum value (MaxValue). The MinValue and MaxValue values can be retrieved through the GetVolumeDBRange() action. Most implementations will not support all incremental values between the supported minimum and maximum values. If a control point attempts to set VolumeDB to an unsupported value, the device will set the volume to the closest setting that is supported by the device for the associated channel. Lower values

(including negative values) produce a quieter sound and larger values produce a louder sound. A value of MinValue dB represents the quietest level of sound and a value of MaxValue dB represents the loudest level of sound supported by the device for that channel.

Note: Since MinValue and MaxValue will typically be used to generate user interface elements (like volume sliders), it is important to report a reasonable value for MinValue rather than the actual value implemented by the physical volume control. For instance, if a physical volume control has a lowest position 0 that is effectively a mute of the output signal ($-\infty$ dB), and the next higher position 1 corresponds to -70 dB, it would not be wise to report MinValue = -127.9961 dB (the lowest available value to represent $-\infty$) since this would have adverse results when used to draw a linear dB scale in the user interface. Instead, a more reasonable value of, say -75 dB could be reported to represent the quietest position 0 of the control.

2.2.18 Loudness

This Boolean state variable represents the current loudness setting of the associated audio channel. A value of TRUE (that is: a numerical value of 1) indicates that the loudness effect is active.

2.2.19 A_ARG_TYPE_Channel

This state variable is introduced to provide type information for the Channel input argument in various actions of the RenderingControl service. It is used to identify a particular channel of an audio stream. A channel, except the Master channel, is associated with the location of the speaker where the audio data stream is to be presented. It is customary to refer to a channel using the spatial position of the associated speaker as described below.

The Master channel is a logical channel and, therefore, has no spatial position associated with it. A one-channel channel cluster does not have spatial position associated with it either and will use the Master channel to control its properties.

The following channel spatial positions are defined:

- Master (Master)
- Left Front (LF)
- Right Front (RF)
- Center Front (CF)
- Low Frequency Enhancement (LFE) [Super woofer]
- Left Surround (LS)
- Right Surround (RS)
- Left of Center (LFC) [in front]
- Right of Center (RFC) [in front]
- Surround (SD) [rear]
- Side Left (SL) [left wall]
- Side Right (SR) [right wall]
- Top (T) [overhead]
- Bottom (B) [bottom]

A channel cluster is the collection of all channels, including the Master channel, within an audio stream. A single channel (mono) cluster has only one channel – the Master channel. A two-channel (stereo) cluster has three channels – the Master channel, the Left Front channel, and the Right Front channel. In this specification, only the Master channel is REQUIRED. All other channels are OPTIONAL, see Table 2-16, “allowedValueList for A_ARG_TYPE_Channel” for details.

2.2.20 **A_ARG_TYPE InstanceID**

This state variable is introduced to provide type information for the InstanceID input argument in various actions of the RenderingControl service. It specifies the virtual instance of the RenderingControl service to which the associated action MUST be applied. A value of "0" indicates that the action MUST be applied to the global (post-mix) stream, as shown in Figure 4: Virtual Instances of RCS.

2.2.21 **A_ARG_TYPE PresetName**

This state variable is introduced to provide type information for the PresetName input argument in the SelectPreset action of the RenderingControl service. This string argument is used to specify the name of a device preset. This MAY include any of the names listed in the PresetNameList state variable or any of the predefined presets (listed below) that are supported by the device.

Table 2-18 — Predefined Names of Some Common Presets

Value	Definition
" <u>FactoryDefaults</u> "	The factory settings defined by the device's manufacturer.
" <u>InstallationDefaults</u> "	The installation settings defined by the installer of the device. This may or may not be the same as the Factory defaults.

2.2.22 **A_ARG_TYPE DeviceUDN**

This state variable is introduced to provide type information for the RenderingControlUDN argument in certain actions. It is a string value containing the UDN of the device.

2.2.23 **A_ARG_TYPE ServiceType**

This state variable is introduced to provide type information for the ServiceType argument in certain actions. It is a string value containing the service type and version number of a service such as "RenderingControl:2".

2.2.24 **A_ARG_TYPE ServiceID**

This state variable is introduced to provide type information for the ServiceID argument in certain actions. It is a string value containing the service ID of a service.

2.2.25 **A_ARG_TYPE StateVariableValuePairs**

This state variable is introduced to provide type information for the StateVariableValuePairs argument in certain actions. This state variable contains a list of state variable names and their values. The list of state variables whose name/value pair is requested is given by another argument to the action. The structure of the StateVariableValuePairs argument is defined in [AVS-XSD]. The following XML fragment illustrates a typical example of the schema:

```
<?xml version="1.0" encoding="UTF-8"?>
<stateVariableValuePairs
  xmlns="urn:schemas-upnp-org:av:avs"
  xmlns:xsi="http://www.w3.org/2001/XMLSchema-instance"
  xsi:schemaLocation="
    urn:schemas-upnp-org:av:avs
    http://www.upnp.org/schemas/av/avs-v1-20060531.xsd">
  <stateVariable variableName="Brightness">
    4
  </stateVariable>
  <stateVariable variableName="Volume" channel="Master">
    50
  </stateVariable>
  <!-- More state variable value pairs can be inserted here -->
</stateVariableValuePairs>
```

The relevant variableNames MUST be either all or a subset (as required) of the defined RenderingControl state variables except for LastChange, PresetNameList, and any A_ARG_TYPE_xxx state variables.

2.2.26 A_ARG_TYPE_StateVariableList

This state variable is introduced to provide type information for the StateVariableList argument in certain actions. It is a CSV list of state variable names. This variable MAY contain one or more (as required) of the defined RenderingControl state variable names except LastChange, PresetNameList, and any A_ARG_TYPE_xxx state variable names. The asterisk (“*”) can be specified to indicate all relevant variable names (excluding LastChange, PresetNameList, and any A_ARG_TYPE_xxx state variables.)

2.2.27 Relationships between State Variables

Except for the LastChange and two volume-related state variables (that is: Volume and VolumeDB), all state variables operate independently. However, whenever any (non A_ARG_TYPE_xxx) state variable changes, a state change descriptor is added to the LastChange state variable to reflect the modified state. Refer to the description of the LastChange state variable and overall eventing model for more details.

2.2.27.1 xxxVideoGain and xxxVideoBlackLevel

As described in Clause 2.2.6, “RedVideoGain” thru Clause 2.2.11, “BlueVideoBlackLevel”, a pair of state variables is defined to control the output intensity of each primary color (that is: red, green, and blue). The state variable pair associated with each color includes one state variable to control the gain of that color and one state variable to control the minimum output intensity of that color (for example, RedVideoGain and RedVideoBlackLevel).

Although these two state variables are associated with the same color, they function independently from each other (that is: changing the value of one state variable does not affect the value of the other). However, each state variable within a given pair (that is: associated with a given color) may affect the output intensity of that color. For example, while displaying a static image, increasing the value of either the RedVideoGain or RedVideoBlackLevel state variables may cause an increase the amount of red that is displayed. Similarly, decreasing either state variable may cause a decrease in the amount of red.

The precise effect of these two variables may vary from device to device. However, as a common example, the RedVideoGain controls the multiplication factor between the input and output intensity of the color red and the RedVideoBlackLevel controls minimum output intensity of red regardless of the input intensity. Thus, a typical implementation may be described using a variation of the following formula:

$$\text{Red Output Intensity} = \text{RedVideoGain} * \text{Red Input Intensity} + \text{RedVideoBlackLevel}$$

2.2.27.2 Volume and VolumeDB

There MUST be a one-to-one correspondence between the supported values for the Volume state variable and the VolumeDB state variable as both state variables actually represent the same physical volume control. Therefore, if the Volume state variable supports (N+1) values, then the VolumeDB state variable MUST also support (N+1) values. In particular, a Volume value of 0 MUST correspond to a VolumeDB value of MinValue dB, and a Volume value of N MUST correspond to a VolumeDB value of MaxValue dB. Note that although the Volume state variable can take all (N+1) contiguous integer values between 0 and N, this does not imply that the actual volume increments MUST be constant over the entire supported range. The Volume state variable MUST be considered merely as an index into an array Vol() of possible volume settings that the physical volume control actually implements. Likewise, the VolumeDB state variable can only take the (N+1) discrete values contained in the above mentioned array.

$$\text{VolumeDB} = \text{Vol}(\text{Volume}), \text{Volume} \in [0, N]$$

As an example, consider a physical volume control that implements 45 different positions (N=44). The loudest position corresponds to 0 dB (MaxValue = 0 dB) and the quietest position

corresponds to -72 dB (*MinValue* = -72 dB). The control has 3 zones that each offer different step resolutions: Between 0 and -24 dB, the resolution is 1 dB, between -24 and -48 dB, the resolution is 2 dB, and between -48 and -72 dB, the resolution is 3 dB. The following figure shows the relationship between the *Volume* and *VolumeDB* state variables.

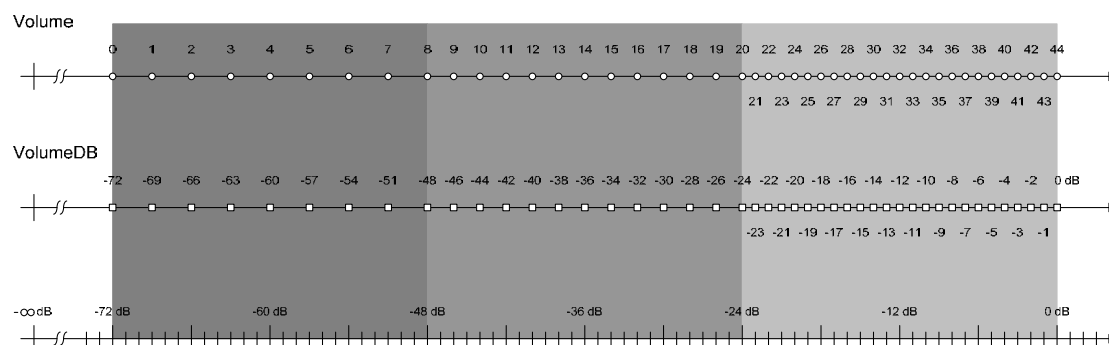


Figure 3: Relationship between *Volume* and *VolumeDB*

2.3 Eventing and Moderation

As the table below summarizes, the RenderingControl specification uses moderated eventing for only one of its standard state variables and no eventing for the rest.

Table 2-19 — Event moderation

Variable Name	Evented	Moderated Event	Max Event Rate ^a	Logical Combination	Min Delta per Event ^b
<i>LastChange</i>	<i>YES</i>	<i>YES</i>	<i>0.2 seconds</i>		
<i>PresetNameList</i>	<i>NO</i>	<i>NO</i>			
<i>Brightness</i>	<i>NO</i>	<i>NO</i>			
<i>Contrast</i>	<i>NO</i>	<i>NO</i>			
<i>Sharpness</i>	<i>NO</i>	<i>NO</i>			
<i>RedVideoGain</i>	<i>NO</i>	<i>NO</i>			
<i>GreenVideoGain</i>	<i>NO</i>	<i>NO</i>			
<i>BlueVideoGain</i>	<i>NO</i>	<i>NO</i>			
<i>RedVideoBlackLevel</i>	<i>NO</i>	<i>NO</i>			
<i>GreenVideoBlackLevel</i>	<i>NO</i>	<i>NO</i>			
<i>BlueVideoBlackLevel</i>	<i>NO</i>	<i>NO</i>			
<i>ColorTemperature</i>	<i>NO</i>	<i>NO</i>			
<i>HorizontalKeystone</i>	<i>NO</i>	<i>NO</i>			
<i>VerticalKeystone</i>	<i>NO</i>	<i>NO</i>			
<i>Mute</i>	<i>NO</i>	<i>NO</i>			
<i>Volume</i>	<i>NO</i>	<i>NO</i>			
<i>VolumeDB</i>	<i>NO</i>	<i>NO</i>			
<i>Loudness</i>	<i>NO</i>	<i>NO</i>			
<i>A_ARG_TYPE_Channel</i>	<i>NO</i>	<i>NO</i>			
<i>A_ARG_TYPE_InstanceID</i>	<i>NO</i>	<i>NO</i>			
<i>A_ARG_TYPE_PresetName</i>	<i>NO</i>	<i>NO</i>			
<i>A_ARG_TYPE_DeviceUDN</i>	<i>NO</i>	<i>NO</i>			
<i>A_ARG_TYPE_ServiceType</i>	<i>NO</i>	<i>NO</i>			
<i>A_ARG_TYPE_ServiceID</i>	<i>NO</i>	<i>NO</i>			

Variable Name	Evented	Moderated Event	Max Event Rate ^a	Logical Combination	Min Delta per Event ^b
<u>A_ARG_TYPE_StateVariableValuePairs</u>	<u>NO</u>	<u>NO</u>			
<u>A_ARG_TYPE_StateVariableList</u>	<u>NO</u>	<u>NO</u>			
<i>Non-standard state variables implemented by a UPnP vendor go here</i>	<u>NO</u>	<u>NO</u>			
^a Determined by N, where Rate = (Event)/(N secs). ^b (N) * (allowedValueRange Step).					

Note: Non-standard state variables MUST also be evented through the LastChange event mechanism.

2.3.1 Event Model

Since the RenderingControl service supports multiple virtual instances (via the InstanceID argument included in each action), the traditional UPnP eventing model is unable to differentiate between multiple instances of the same state variable. Therefore, the RenderingControl service event model defines a specialized state variable (LastChange) that is used exclusively for eventing individual state changes. In this model, the LastChange state change is the only variable that is evented using the standard UPnP event mechanism. All other state variables are indirectly evented via the LastChange state variable. (Note: A_ARG_TYPE_ state variables are not evented, either directly or indirectly.)

When the value of a state variable changes, information about that change is added to the LastChange state variable as described in Clause 2.2.1, "LastChange." As a result of modifying the LastChange state variable, its new value (that is: the information describing the original state change) is evented using the standard UPnP eventing mechanism. In this manner, the change to the original state variable is indirectly evented to all interested control points.

Since the LastChange state variable is a moderated state variable, multiple state changes are accumulated in the LastChange state variable until its moderation period expires. When this occurs, the current value of the LastChange state variable is sent out using the standard UPnP eventing mechanism. This notification informs interested control points of all state changes that have occurred since the previous LastChange event was sent.

After the LastChange state variable is evented, its contents is cleared out in preparation for the next state change. (Note: The act of clearing out the *stale* contents of the LastChange state variable does not need to generate another event notification even though its value has changed. Doing so would only generate unnecessary network traffic.). Because the LastChange state variable is moderated, a given state variable MAY change multiple times before the current moderation period expires. In such cases, the LastChange state variable will contain a single entry for that state variable reflecting its current (most recent) value.

The standard UPnP event mechanism indicates that when a control point subscribes to receive events, the current values of all evented state variables are returned to the subscriber. However, since the LastChange state variable is the only state variable that is directly evented (that is: all other state variables are indirectly evented via the LastChange state variable), it is not very meaningful to respond to an event subscription request with the current value of the LastChange state variable. Its value is too transitory to be of any use to the subscribing control point. Therefore, when an event subscription is received, the device MUST respond with the current values of all (indirectly evented) state variables within all valid instances of this service. Refer to Clause 2.2.1, "LastChange" for additional information.

2.4 Actions

The following tables and subclauses define the various RenderingControl actions. Except where noted, if an invoked action returns an error, the state of the device will be unaffected.

Table 2-20 — Actions

Name	R/O ^a
<u>ListPresets()</u>	<u>R</u>
<u>SelectPreset()</u>	<u>R</u>
<u>GetBrightness()</u>	<u>O</u>
<u>SetBrightness()</u>	<u>O</u>
<u>GetContrast()</u>	<u>O</u>
<u>SetContrast()</u>	<u>O</u>
<u>GetSharpness()</u>	<u>O</u>
<u>SetSharpness()</u>	<u>O</u>
<u>GetRedVideoGain()</u>	<u>O</u>
<u>SetRedVideoGain()</u>	<u>O</u>
<u>GetGreenVideoGain()</u>	<u>O</u>
<u>SetGreenVideoGain()</u>	<u>O</u>
<u>GetBlueVideoGain()</u>	<u>O</u>
<u>SetBlueVideoGain()</u>	<u>O</u>
<u>GetRedVideoBlackLevel()</u>	<u>O</u>
<u>SetRedVideoBlackLevel()</u>	<u>O</u>
<u>GetGreenVideoBlackLevel()</u>	<u>O</u>
<u>SetGreenVideoBlackLevel()</u>	<u>O</u>
<u>GetBlueVideoBlackLevel()</u>	<u>O</u>
<u>SetBlueVideoBlackLevel()</u>	<u>O</u>
<u>GetColorTemperature()</u>	<u>O</u>
<u>SetColorTemperature()</u>	<u>O</u>
<u>GetHorizontalKeystone()</u>	<u>O</u>
<u>SetHorizontalKeystone()</u>	<u>O</u>
<u>GetVerticalKeystone()</u>	<u>O</u>
<u>SetVerticalKeystone()</u>	<u>O</u>
<u>GetMute()</u>	<u>O</u>
<u>SetMute()</u>	<u>O</u>
<u>GetVolume()</u>	<u>O</u>
<u>SetVolume()</u>	<u>O</u>
<u>GetVolumeDB()</u>	<u>O</u>
<u>SetVolumeDB()</u>	<u>O</u>
<u>GetVolumeDBRange()</u>	<u>O</u>
<u>GetLoudness()</u>	<u>O</u>
<u>SetLoudness()</u>	<u>O</u>
<u>GetStateVariables()</u>	<u>O</u>
<u>SetStateVariables()</u>	<u>O</u>
<i>Non-standard actions implemented by a UPnP vendor go here</i>	<u>X</u>
^a <u>R</u> = REQUIRED, <u>O</u> = OPTIONAL, <u>X</u> = Non-standard.	

Note: Non-standard actions MUST be implemented in such a way that they do not interfere with the basic operation of the RenderingControl service; that is: these actions MUST be optional and do not need to be invoked for the RenderingControl service to operate normally.

2.4.1 ListPresets()

This action returns a list of the currently defined presets. The CurrentPresetNameList OUT argument contains a comma-separated list of preset names that include both predefined (static) presets and user-defined (dynamically created) presets that may be created via a private vendor-defined action.

2.4.1.1 Arguments

Table 2-21 — Arguments for ListPresets()

Argument	Direction	relatedStateVariable
<u>InstanceID</u>	<u>IN</u>	<u>A_ARG_TYPE_InstanceID</u>
<u>CurrentPresetNameList</u>	<u>OUT</u>	<u>PresetNameList</u>

2.4.1.2 Dependency on State

None.

2.4.1.3 Effect on State

None.

2.4.1.4 Errors

Table 2-22 — Error Codes for ListPresets()

errorCode	errorDescription	Description
400-499	TBD	See UPnP Device Architecture clause on Control.
500-599	TBD	See UPnP Device Architecture clause on Control.
600-699	TBD	See UPnP Device Architecture clause on Control.
702	Invalid InstanceID	The specified <u>InstanceID</u> is invalid.

2.4.2 SelectPreset()

This action restores (a subset) of the state variables to the values associated with the specified preset. The specified preset name MAY be one of the predefined presets (listed in Table 2-18, “Predefined Names of Some Common Presets”) or one of the user-defined presets that may have been created via a private vendor-defined action. The selected preset determines which state variables will be affected.

2.4.2.1 Arguments

Table 2-23 — Arguments for SelectPreset()

Argument	Direction	relatedStateVariable
<u>InstanceID</u>	<u>IN</u>	<u>A_ARG_TYPE_InstanceID</u>
<u>PresetName</u>	<u>IN</u>	<u>A_ARG_TYPE_PresetName</u>

2.4.2.2 Dependency on State

None.

2.4.2.3 Effect on State

This action sets the state of the service to the values associated with the specified preset.

2.4.2.4 Errors

Table 2-24 — Error Codes for **SelectPreset()**

errorCode	errorDescription	Description
400-499	TBD	See UPnP Device Architecture clause on Control.
500-599	TBD	See UPnP Device Architecture clause on Control.
600-699	TBD	See UPnP Device Architecture clause on Control.
701	Invalid Name	The specified name is not a valid preset name.
702	Invalid InstanceID	The specified <u>InstanceID</u> is invalid.

2.4.3 **GetBrightness()**

This action retrieves the current value of the **Brightness** state variable of the specified instance of this service.

2.4.3.1 Arguments

Table 2-25 — Arguments for **GetBrightness()**

Argument	Direction	relatedStateVariable
<u>InstanceID</u>	<u>IN</u>	<u>A_ARG_TYPE_InstanceID</u>
<u>CurrentBrightness</u>	<u>OUT</u>	<u>Brightness</u>

2.4.3.2 Dependency on State

None.

2.4.3.3 Effect on State

None.

2.4.3.4 Errors

Table 2-26 — Error Codes for **GetBrightness()**

errorCode	errorDescription	Description
400-499	TBD	See UPnP Device Architecture clause on Control.
500-599	TBD	See UPnP Device Architecture clause on Control.
600-699	TBD	See UPnP Device Architecture clause on Control.
702	Invalid InstanceID	The specified <u>InstanceID</u> is invalid.

2.4.4 **SetBrightness()**

This action sets the **Brightness** state variable of the specified instance of this service to the specified value.

2.4.4.1 Arguments

Table 2-27 — Arguments for **SetBrightness()**

Argument	Direction	relatedStateVariable
<u>InstanceID</u>	IN	A_ARG_TYPE_InstanceID
<u>DesiredBrightness</u>	IN	Brightness

2.4.4.2 Dependency on State

None.

2.4.4.3 Effect on State

This action affects the **Brightness** state variable of the specified instance of this service.

2.4.4.4 Errors

Table 2-28 — Error Codes for **SetBrightness()**

errorCode	errorDescription	Description
400-499	TBD	See UPnP Device Architecture clause on Control.
500-599	TBD	See UPnP Device Architecture clause on Control.
600-699	TBD	See UPnP Device Architecture clause on Control.
702	Invalid InstanceID	The specified <u>InstanceID</u> is invalid.

2.4.5 **GetContrast()**

This action retrieves the current value of the **Contrast** state variable of the specified instance of this service.

2.4.5.1 Arguments

Table 2-29 — Arguments for **GetContrast()**

Argument	Direction	relatedStateVariable
<u>InstanceID</u>	<u>IN</u>	<u>A_ARG_TYPE_InstanceID</u>
<u>CurrentContrast</u>	<u>OUT</u>	<u>Contrast</u>

2.4.5.2 Dependency on State

None.

2.4.5.3 Effect on State

None.

2.4.5.4 Errors

Table 2-30 — Error Codes for **GetContrast()**

errorCode	errorDescription	Description
400-499	TBD	See UPnP Device Architecture clause on Control.
500-599	TBD	See UPnP Device Architecture clause on Control.
600-699	TBD	See UPnP Device Architecture clause on Control.
702	Invalid InstanceID	The specified <u>InstanceID</u> is invalid.

2.4.6 **SetContrast()**

This action sets the **Contrast** state variable of the specified instance of this service to the specified value.

2.4.6.1 Arguments

Table 2-31 — Arguments for **SetContrast()**

Argument	Direction	relatedStateVariable
<u>InstanceID</u>	<u>IN</u>	<u>A_ARG_TYPE_InstanceID</u>
<u>DesiredContrast</u>	<u>IN</u>	<u>Contrast</u>

2.4.6.2 Dependency on State

None.

2.4.6.3 Effect on State

This action affects the **Contrast** state variable of the specified instance of this service.

2.4.6.4 Errors

Table 2-32 — Error Codes for **SetContrast()**

errorCode	errorDescription	Description
400-499	TBD	See UPnP Device Architecture clause on Control.
500-599	TBD	See UPnP Device Architecture clause on Control.
600-699	TBD	See UPnP Device Architecture clause on Control.
702	Invalid InstanceID	The specified <u>InstanceID</u> is invalid.

2.4.7 **GetSharpness()**

This action retrieves the current value of the **Sharpness** state variable of the specified instance of this service.

2.4.7.1 Arguments

Table 2-33 — Arguments for **GetSharpness()**

Argument	Direction	relatedStateVariable
<u>InstanceID</u>	<u>IN</u>	<u>A_ARG_TYPE_InstanceID</u>
<u>CurrentSharpness</u>	<u>OUT</u>	<u>Sharpness</u>

2.4.7.2 Dependency on State

None.

2.4.7.3 Effect on State

None.

2.4.7.4 Errors

Table 2-34 — Error Codes for **GetSharpness()**

errorCode	errorDescription	Description
400-499	TBD	See UPnP Device Architecture clause on Control.
500-599	TBD	See UPnP Device Architecture clause on Control.
600-699	TBD	See UPnP Device Architecture clause on Control.
702	Invalid InstanceID	The specified <u>InstanceID</u> is invalid.

2.4.8 **SetSharpness()**

This action sets the **Sharpness** state variable of the specified instance of this service to the specified value.

2.4.8.1 Arguments

Table 2-35 — Arguments for **SetSharpness()**

Argument	Direction	relatedStateVariable
<u>InstanceID</u>	<u>IN</u>	<u>A_ARG_TYPE_InstanceID</u>
<u>DesiredSharpness</u>	<u>IN</u>	<u>Sharpness</u>

2.4.8.2 Dependency on State

None.

2.4.8.3 Effect on State

This action affects the **Sharpness** state variable of the specified instance of this service.

2.4.8.4 Errors

Table 2-36 — Error Codes for **SetSharpness()**

errorCode	errorDescription	Description
400-499	TBD	See UPnP Device Architecture clause on Control.
500-599	TBD	See UPnP Device Architecture clause on Control.
600-699	TBD	See UPnP Device Architecture clause on Control.
702	Invalid InstanceID	The specified <u>InstanceID</u> is invalid.

2.4.9 **GetRedVideoGain()**

This action retrieves the current value of the **RedVideoGain** state variable of the specified instance of this service.

2.4.9.1 Arguments

Table 2-37 — Arguments for **GetRedVideoGain()**

Argument	Direction	relatedStateVariable
<u>InstanceID</u>	<u>IN</u>	<u>A_ARG_TYPE_InstanceID</u>
<u>CurrentRedVideoGain</u>	<u>OUT</u>	<u>RedVideoGain</u>

2.4.9.2 Dependency on State

None.

2.4.9.3 Effect on State

None.

2.4.9.4 Errors

Table 2-38 — Error Codes for **GetRedVideoGain()**

errorCode	errorDescription	Description
400-499	TBD	See UPnP Device Architecture clause on Control.
500-599	TBD	See UPnP Device Architecture clause on Control.
600-699	TBD	See UPnP Device Architecture clause on Control.
702	Invalid InstanceID	The specified <u>InstanceID</u> is invalid.

2.4.10 **SetRedVideoGain()**

This action sets the **RedVideoGain** state variable of the specified instance of this service to the specified value.

2.4.10.1 Arguments

Table 2-39 — Arguments for **SetRedVideoGain()**

Argument	Direction	relatedStateVariable
<u>InstanceID</u>	<u>IN</u>	<u>A_ARG_TYPE_InstanceID</u>
<u>DesiredRedVideoGain</u>	<u>IN</u>	<u>RedVideoGain</u>

2.4.10.2 Dependency on State

None.

2.4.10.3 Effect on State

This action affects the **RedVideoGain** state variable of the specified instance of this service.

2.4.10.4 Errors

Table 2-40 — Error Codes for **SetRedVideoGain()**

errorCode	errorDescription	Description
400-499	TBD	See UPnP Device Architecture clause on Control.
500-599	TBD	See UPnP Device Architecture clause on Control.
600-699	TBD	See UPnP Device Architecture clause on Control.
702	Invalid InstanceID	The specified <u>InstanceID</u> is invalid.

2.4.11 **GetGreenVideoGain()**

This action retrieves the current value of the **GreenVideoGain** state variable of the specified instance of this service.

2.4.11.1 Arguments

Table 2-41 — Arguments for **GetGreenVideoGain()**

Argument	Direction	relatedStateVariable
<u>InstanceID</u>	<u>IN</u>	<u>A_ARG_TYPE_InstanceID</u>
<u>CurrentGreenVideoGain</u>	<u>OUT</u>	<u>GreenVideoGain</u>

2.4.11.2 Dependency on State

None.

2.4.11.3 Effect on State

None.

2.4.11.4 Errors

Table 2-42 — Error Codes for **GetGreenVideoGain()**

errorCode	errorDescription	Description
400-499	TBD	See UPnP Device Architecture clause on Control.
500-599	TBD	See UPnP Device Architecture clause on Control.
600-699	TBD	See UPnP Device Architecture clause on Control.
702	Invalid InstanceID	The specified <u>InstanceID</u> is invalid.

2.4.12 **SetGreenVideoGain()**

This action sets the **GreenVideoGain** state variable of the specified instance of this service to the specified value.

2.4.12.1 Arguments

Table 2-43 — Arguments for **SetGreenVideoGain()**

Argument	Direction	relatedStateVariable
<u>InstanceID</u>	<u>IN</u>	<u>A_ARG_TYPE_InstanceID</u>
<u>DesiredGreenVideoGain</u>	<u>IN</u>	<u>GreenVideoGain</u>

2.4.12.2 Dependency on State

None.

2.4.12.3 Effect on State

This action affects the **GreenVideoGain** state variable of the specified instance of this service.

2.4.12.4 Errors

Table 2-44 — Error Codes for SetGreenVideoGain()

errorCode	errorDescription	Description
400-499	TBD	See UPnP Device Architecture clause on Control.
500-599	TBD	See UPnP Device Architecture clause on Control.
600-699	TBD	See UPnP Device Architecture clause on Control.
702	Invalid InstanceID	The specified <u>InstanceID</u> is invalid.

2.4.13 GetBlueVideoGain()

This action retrieves the current value of the BlueVideoGain state variable of the specified instance of this service.

2.4.13.1 Arguments

Table 2-45 — Arguments for GetBlueVideoGain()

Argument	Direction	relatedStateVariable
<u>InstanceID</u>	<u>IN</u>	<u>A_ARG_TYPE_InstanceID</u>
<u>CurrentBlueVideoGain</u>	<u>OUT</u>	<u>BlueVideoGain</u>

2.4.13.2 Dependency on State

None.

2.4.13.3 Effect on State

None.

2.4.13.4 Errors

Table 2-46 — Error Codes for GetBlueVideoGain()

errorCode	errorDescription	Description
400-499	TBD	See UPnP Device Architecture clause on Control.
500-599	TBD	See UPnP Device Architecture clause on Control.
600-699	TBD	See UPnP Device Architecture clause on Control.
702	Invalid InstanceID	The specified <u>InstanceID</u> is invalid.

2.4.14 SetBlueVideoGain()

This action sets the BlueVideoGain state variable of the specified instance of this service to the specified value.

2.4.14.1 Arguments

Table 2-47 — Arguments for SetBlueVideoGain()

Argument	Direction	relatedStateVariable
<u>InstanceID</u>	<u>IN</u>	<u>A_ARG_TYPE_InstanceID</u>
<u>DesiredBlueVideoGain</u>	<u>IN</u>	<u>BlueVideoGain</u>

2.4.14.2 Dependency on State

None.

2.4.14.3 Effect on State

This action affects the BlueVideoGain state variable of the specified instance of this service.

2.4.14.4 Errors

Table 2-48 — Error Codes for SetBlueVideoGain()

errorCode	errorDescription	Description
400-499	TBD	See UPnP Device Architecture clause on Control.
500-599	TBD	See UPnP Device Architecture clause on Control.
600-699	TBD	See UPnP Device Architecture clause on Control.
702	Invalid InstanceID	The specified <u>InstanceID</u> is invalid.

2.4.15 GetRedVideoBlackLevel()

This action retrieves the current value of the RedVideoBlackLevel state variable of the specified instance of this service.

2.4.15.1 Arguments

Table 2-49 — Arguments for GetRedVideoBlackLevel()

Argument	Direction	relatedStateVariable
<u>InstanceID</u>	<u>IN</u>	<u>A_ARG_TYPE_InstanceID</u>
<u>CurrentRedVideoBlackLevel</u>	<u>OUT</u>	<u>RedVideoBlackLevel</u>

2.4.15.2 Dependency on State

None.

2.4.15.3 Effect on State

None.

2.4.15.4 Errors

Table 2-50 — Error Codes for GetRedVideoBlackLevel()

ErrorCode	errorDescription	Description
400-499	TBD	See UPnP Device Architecture clause on Control.
500-599	TBD	See UPnP Device Architecture clause on Control.
600-699	TBD	See UPnP Device Architecture clause on Control.
702	Invalid InstanceID	The specified <u>InstanceID</u> is invalid.

2.4.16 SetRedVideoBlackLevel()

This action sets the RedVideoBlackLevel state variable of the specified instance of this service to the specified value.

2.4.16.1 Arguments

Table 2-51 — Arguments for SetRedVideoBlackLevel()

Argument	Direction	relatedStateVariable
<u>InstanceID</u>	<u>IN</u>	<u>A_ARG_TYPE_InstanceID</u>
<u>DesiredRedVideoBlackLevel</u>	<u>IN</u>	<u>RedVideoBlackLevel</u>

2.4.16.2 Dependency on State

None.

2.4.16.3 Effect on State

This action affects the RedVideoBlackLevel state variable of the specified instance of this service.

2.4.16.4 Errors

Table 2-52 — Error Codes for SetRedVideoBlackLevel()

errorCode	errorDescription	Description
400-499	TBD	See UPnP Device Architecture clause on Control.
500-599	TBD	See UPnP Device Architecture clause on Control.
600-699	TBD	See UPnP Device Architecture clause on Control.
702	Invalid InstanceID	The specified <u>InstanceID</u> is invalid.

2.4.17 GetGreenVideoBlackLevel()

This action retrieves the current value of the GreenVideoBlackLevel state variable of the specified instance of this service.

2.4.17.1 Arguments

Table 2-53 — Arguments for GetGreenVideoBlackLevel()

Argument	Direction	relatedStateVariable
<u>InstanceID</u>	<u>IN</u>	<u>A_ARG_TYPE_InstanceID</u>
<u>CurrentGreenVideoBlackLevel</u>	<u>OUT</u>	<u>GreenVideoBlackLevel</u>

2.4.17.2 Dependency on State

None.

2.4.17.3 Effect on State

None.

2.4.17.4 Errors

Table 2-54 — Error Codes for GetGreenVideoBlackLevel()

errorCode	errorDescription	Description
400-499	TBD	See UPnP Device Architecture clause on Control.
500-599	TBD	See UPnP Device Architecture clause on Control.
600-699	TBD	See UPnP Device Architecture clause on Control.
702	Invalid InstanceID	The specified <u>InstanceID</u> is invalid.

2.4.18 SetGreenVideoBlackLevel()

This action sets the GreenVideoBlackLevel state variable of the specified instance of this service to the specified value.

2.4.18.1 Arguments

Table 2-55 — Arguments for SetGreenVideoBlackLevel()

Argument	Direction	relatedStateVariable
<u>InstanceID</u>	<u>IN</u>	<u>A_ARG_TYPE_InstanceID</u>
<u>DesiredGreenVideoBlackLevel</u>	<u>IN</u>	<u>GreenVideoBlackLevel</u>

2.4.18.2 Dependency on State

None.

2.4.18.3 Effect on State

This action affects the GreenVideoBlackLevel state variable.

2.4.18.4 Errors

Table 2-56 — Error Codes for [SetGreenVideoBlackLevel\(\)](#)

errorCode	errorDescription	Description
400-499	TBD	See UPnP Device Architecture clause on Control.
500-599	TBD	See UPnP Device Architecture clause on Control.
600-699	TBD	See UPnP Device Architecture clause on Control.
702	Invalid InstanceID	The specified <u>InstanceID</u> is invalid.

2.4.19 [GetBlueVideoBlackLevel\(\)](#)

This action retrieves the current value of the [BlueVideoBlackLevel](#) state variable of the specified instance of this service.

2.4.19.1 Arguments

Table 2-57 — Arguments for [GetBlueVideoBlackLevel\(\)](#)

Argument	Direction	relatedStateVariable
<u>InstanceID</u>	<u>IN</u>	<u>A_ARG_TYPE_InstanceID</u>
<u>CurrentBlueVideoBlackLevel</u>	<u>OUT</u>	<u>BlueVideoBlackLevel</u>

2.4.19.2 Dependency on State

None.

2.4.19.3 Effect on State

None.

2.4.19.4 Errors

Table 2-58 — Error Codes for [GetBlueVideoBlackLevel\(\)](#)

errorCode	errorDescription	Description
400-499	TBD	See UPnP Device Architecture clause on Control.
500-599	TBD	See UPnP Device Architecture clause on Control.
600-699	TBD	See UPnP Device Architecture clause on Control.
702	Invalid InstanceID	The specified <u>InstanceID</u> is invalid.

2.4.20 [SetBlueVideoBlackLevel\(\)](#)

This action sets the [BlueVideoBlackLevel](#) state variable of the specified instance of this service to the specified value.

2.4.20.1 Arguments

Table 2-59 — Arguments for [SetBlueVideoBlackLevel\(\)](#)

Argument	Direction	relatedStateVariable
<u>InstanceID</u>	<u>IN</u>	<u>A_ARG_TYPE_InstanceID</u>
<u>DesiredBlueVideoBlackLevel</u>	<u>IN</u>	<u>BlueVideoBlackLevel</u>

2.4.20.2 Dependency on State

None.

2.4.20.3 Effect on State

This action affects the [BlueVideoBlackLevel](#) state variable of the specified instance of this service.

2.4.20.4 Errors

Table 2-60 — Error Codes for SetBlueVideoBlackLevel()

errorCode	errorDescription	Description
400-499	TBD	See UPnP Device Architecture clause on Control.
500-599	TBD	See UPnP Device Architecture clause on Control.
600-699	TBD	See UPnP Device Architecture clause on Control.
702	Invalid InstanceID	The specified <u>InstanceID</u> is invalid.

2.4.21 GetColorTemperature()

This action retrieves the current value of the ColorTemperature state variable of the specified instance of this service.

2.4.21.1 Arguments

Table 2-61 — Arguments for GetColorTemperature()

Argument	Direction	relatedStateVariable
<u>InstanceID</u>	<u>IN</u>	<u>A_ARG_TYPE_InstanceID</u>
<u>CurrentColorTemperature</u>	<u>OUT</u>	<u>ColorTemperature</u>

2.4.21.2 Dependency on State

None.

2.4.21.3 Effect on State

None.

2.4.21.4 Errors

Table 2-62 — Error Codes for GetColorTemperature()

errorCode	errorDescription	Description
400-499	TBD	See UPnP Device Architecture clause on Control.
500-599	TBD	See UPnP Device Architecture clause on Control.
600-699	TBD	See UPnP Device Architecture clause on Control.
702	Invalid InstanceID	The specified <u>InstanceID</u> is invalid.

2.4.22 SetColorTemperature()

This action sets the ColorTemperature state variable of the specified instance of this service to the specified value.

2.4.22.1 Arguments

Table 2-63 — Arguments for SetColorTemperature()

Argument	Direction	relatedStateVariable
<u>InstanceID</u>	<u>IN</u>	<u>A_ARG_TYPE_InstanceID</u>
<u>DesiredColorTemperature</u>	<u>IN</u>	<u>ColorTemperature</u>

2.4.22.2 Dependency on State

None.

2.4.22.3 Effect on State

This action affects the ColorTemperature state variable of the specified instance of this service.

2.4.22.4 Errors

Table 2-64 — Error Codes for SetColorTemperature()

errorCode	errorDescription	Description
400-499	TBD	See UPnP Device Architecture clause on Control.
500-599	TBD	See UPnP Device Architecture clause on Control.
600-699	TBD	See UPnP Device Architecture clause on Control.
702	Invalid InstanceID	The specified <u>InstanceID</u> is invalid.

2.4.23 GetHorizontalKeystone()

This action retrieves the current value of the HorizontalKeystone state variable of the specified instance of this service.

2.4.23.1 Arguments

Table 2-65 — Arguments for GetHorizontalKeystone()

Argument	Direction	relatedStateVariable
<u>InstanceID</u>	<u>IN</u>	<u>A_ARG_TYPE_InstanceID</u>
<u>CurrentHorizontalKeystone</u>	<u>OUT</u>	<u>HorizontalKeystone</u>

2.4.23.2 Dependency on State

None.

2.4.23.3 Effect on State

None.

2.4.23.4 Errors

Table 2-66 — Error Codes for GetHorizontalKeystone()

errorCode	errorDescription	Description
400-499	TBD	See UPnP Device Architecture clause on Control.
500-599	TBD	See UPnP Device Architecture clause on Control.
600-699	TBD	See UPnP Device Architecture clause on Control.
702	Invalid InstanceID	The specified <u>InstanceID</u> is invalid.

2.4.24 SetHorizontalKeystone()

This action sets the HorizontalKeystone state variable of the specified instance of this service to the specified value.

2.4.24.1 Arguments

Table 2-67 — Arguments for SetHorizontalKeystone()

Argument	Direction	relatedStateVariable
<u>InstanceID</u>	<u>IN</u>	<u>A_ARG_TYPE_InstanceID</u>
<u>DesiredHorizontalKeystone</u>	<u>IN</u>	<u>HorizontalKeystone</u>

2.4.24.2 Dependency on State

None.

2.4.24.3 Effect on State

This action affects the HorizontalKeystone state variable of the specified instance of this service.

2.4.24.4 Errors

Table 2-68 — Error Codes for SetHorizontalKeystone()

errorCode	errorDescription	Description
400-499	TBD	See UPnP Device Architecture clause on Control.
500-599	TBD	See UPnP Device Architecture clause on Control.
600-699	TBD	See UPnP Device Architecture clause on Control.
702	Invalid InstanceID	The specified <u>InstanceID</u> is invalid.

2.4.25 GetVerticalKeystone()

This action retrieves the current value of the VerticalKeystone state variable of the specified instance of this service.

2.4.25.1 Arguments

Table 2-69 — Arguments for GetVerticalKeystone()

Argument	Direction	relatedStateVariable
<u>InstanceID</u>	<u>IN</u>	<u>A_ARG_TYPE_InstanceID</u>
<u>CurrentVerticalKeystone</u>	<u>OUT</u>	<u>VerticalKeystone</u>

2.4.25.2 Dependency on State

None.

2.4.25.3 Effect on State

None.

2.4.25.4 Errors

Table 2-70 — Error Codes for GetVerticalKeystone()

errorCode	errorDescription	Description
400-499	TBD	See UPnP Device Architecture clause on Control.
500-599	TBD	See UPnP Device Architecture clause on Control.
600-699	TBD	See UPnP Device Architecture clause on Control.
702	Invalid InstanceID	The specified <u>InstanceID</u> is invalid.

2.4.26 SetVerticalKeystone()

This action sets the VerticalKeystone state variable of the specified instance of this service to the specified value.

2.4.26.1 Arguments

Table 2-71 — Arguments for SetVerticalKeystone()

Argument	Direction	relatedStateVariable
<u>InstanceID</u>	<u>IN</u>	<u>A_ARG_TYPE_InstanceID</u>
<u>DesiredVerticalKeystone</u>	<u>IN</u>	<u>VerticalKeystone</u>

2.4.26.2 Dependency on State

None.

2.4.26.3 Effect on State

This action affects the VerticalKeystone state variable of the specified instance of this service.

2.4.26.4 Errors

Table 2-72 — Error Codes for **SetVerticalKeystone()**

errorCode	errorDescription	Description
400-499	TBD	See UPnP Device Architecture clause on Control.
500-599	TBD	See UPnP Device Architecture clause on Control.
600-699	TBD	See UPnP Device Architecture clause on Control.
702	Invalid InstanceID	The specified <u>InstanceID</u> is invalid.

2.4.27 **GetMute()**

This action retrieves the current value of the **Mute** setting of the channel for the specified instance of this service.

2.4.27.1 Arguments

Table 2-73 — Arguments for **GetMute()**

Argument	Direction	relatedStateVariable
<u>InstanceID</u>	<u>IN</u>	<u>A_ARG_TYPE_InstanceID</u>
<u>Channel</u>	<u>IN</u>	<u>A_ARG_TYPE_Channel</u>
<u>CurrentMute</u>	<u>OUT</u>	<u>Mute</u>

2.4.27.2 Dependency on State

None.

2.4.27.3 Effect on State

None.

2.4.27.4 Errors

Table 2-74 — Error Codes for **GetMute()**

errorCode	errorDescription	Description
400-499	TBD	See UPnP Device Architecture clause on Control.
500-599	TBD	See UPnP Device Architecture clause on Control.
600-699	TBD	See UPnP Device Architecture clause on Control.
702	Invalid InstanceID	The specified <u>InstanceID</u> is invalid.
703	Invalid Channel	The specified <u>Channel</u> is invalid.

2.4.28 **SetMute()**

This action sets the **Mute** state variable of the specified instance of this service to the specified value.

2.4.28.1 Arguments

Table 2-75 — Arguments for **SetMute()**

Argument	Direction	relatedStateVariable
<u>InstanceID</u>	<u>IN</u>	<u>A_ARG_TYPE_InstanceID</u>
<u>Channel</u>	<u>IN</u>	<u>A_ARG_TYPE_Channel</u>
<u>DesiredMute</u>	<u>IN</u>	<u>Mute</u>

2.4.28.2 Dependency on State

None.

2.4.28.3 Effect on State

This action affects the **Mute** state variable of the specified instance of this service.

2.4.28.4 Errors

Table 2-76 — Error Codes for **SetMute()**

errorCode	errorDescription	Description
400-499	TBD	See UPnP Device Architecture clause on Control.
500-599	TBD	See UPnP Device Architecture clause on Control.
600-699	TBD	See UPnP Device Architecture clause on Control.
702	Invalid InstanceID	The specified <u>InstanceID</u> is invalid.
703	Invalid Channel	The specified <u>Channel</u> is invalid.

2.4.29 **GetVolume()**

This action retrieves the current value of the **Volume** state variable of the specified channel for the specified instance of this service. The **CurrentVolume** (OUT) argument contains a value ranging from 0 to a device-specific maximum, N. See Clause 2.2.16, “**Volume**” for more details.

2.4.29.1 Arguments

Table 2-77 — Arguments for **GetVolume()**

Argument	Direction	relatedStateVariable
<u>InstanceID</u>	<u>IN</u>	<u>A_ARG_TYPE InstanceID</u>
<u>Channel</u>	<u>IN</u>	<u>A_ARG_TYPE Channel</u>
<u>CurrentVolume</u>	<u>OUT</u>	<u>Volume</u>

2.4.29.2 Dependency on State

None.

2.4.29.3 Effect on State

None.

2.4.29.4 Errors

Table 2-78 — Error Codes for **GetVolume()**

errorCode	errorDescription	Description
400-499	TBD	See UPnP Device Architecture clause on Control.
500-599	TBD	See UPnP Device Architecture clause on Control.
600-699	TBD	See UPnP Device Architecture clause on Control.
702	Invalid InstanceID	The specified <u>InstanceID</u> is invalid.
703	Invalid Channel	The specified <u>Channel</u> is invalid.

2.4.30 **SetVolume()**

This action sets the **Volume** state variable of the specified instance and channel to the specified value. The **DesiredVolume** input argument contains a value ranging from 0 to a device-specific maximum, N. See Clause 2.2.16, “**Volume**” for more details.

2.4.30.1 Arguments

Table 2-79 — Arguments for **SetVolume()**

Argument	Direction	relatedStateVariable
<u>InstanceID</u>	<u>IN</u>	<u>A_ARG_TYPE InstanceID</u>
<u>Channel</u>	<u>IN</u>	<u>A_ARG_TYPE Channel</u>
<u>DesiredVolume</u>	<u>IN</u>	<u>Volume</u>

2.4.30.2 Dependency on State

None.

2.4.30.3 Effect on State

This action affects the *Volume* and *VolumeDB* state variables of the specified instance and channel. Both state variables need to change consistently.

2.4.30.4 Errors

Table 2-80 — Error Codes for *SetVolume()*

errorCode	errorDescription	Description
400-499	TBD	See UPnP Device Architecture clause on Control.
500-599	TBD	See UPnP Device Architecture clause on Control.
600-699	TBD	See UPnP Device Architecture clause on Control.
702	Invalid InstanceID	The specified <i>InstanceID</i> is invalid.
703	Invalid Channel	The specified <i>Channel</i> is invalid.

2.4.31 *GetVolumeDB()*

This action retrieves the current value of the *VolumeDB* state variable of the channel for the specified instance of this service. The *CurrentVolume* (OUT) argument represents the current volume setting in units of 1/256 decibels (dB). See Clause 2.2.17, “*VolumeDB*” for more details.

2.4.31.1 Arguments

Table 2-81 — Arguments for *GetVolumeDB()*

Argument	Direction	relatedStateVariable
<i>InstanceID</i>	<i>IN</i>	<i>A_ARG_TYPE_InstanceID</i>
<i>Channel</i>	<i>IN</i>	<i>A_ARG_TYPE_Channel</i>
<i>CurrentVolume</i>	<i>OUT</i>	<i>VolumeDB</i>

2.4.31.2 Dependency on State

None.

2.4.31.3 Effect on State

None.

2.4.31.4 Errors

Table 2-82 — Error Codes for *GetVolumeDB()*

errorCode	errorDescription	Description
400-499	TBD	See UPnP Device Architecture clause on Control.
500-599	TBD	See UPnP Device Architecture clause on Control.
600-699	TBD	See UPnP Device Architecture clause on Control.
702	Invalid InstanceID	The specified <i>InstanceID</i> is invalid.
703	Invalid Channel	The specified <i>Channel</i> is invalid.

2.4.32 *SetVolumeDB()*

This action sets the *VolumeDB* state variable of the specified instance and channel to the specified value. The *DesiredVolume* argument represents the desired volume setting in units of 1/256 decibels (dB). See Clause 2.2.17, “*VolumeDB*” for more details.

2.4.32.1 Arguments

Table 2-83 — Arguments for **SetVolumeDB()**

Argument	Direction	relatedStateVariable
<u>InstanceID</u>	<u>IN</u>	<u>A_ARG_TYPE_InstanceID</u>
<u>Channel</u>	<u>IN</u>	<u>A_ARG_TYPE_Channel</u>
<u>DesiredVolume</u>	<u>IN</u>	<u>VolumeDB</u>

2.4.32.2 Dependency on State

None.

2.4.32.3 Effect on State

This action affects the Volume and VolumeDB state variables of the specified instance and channel. Both state variables need to change consistently.

2.4.32.4 Errors

Table 2-84 — Error Codes for **SetVolumeDB()**

errorCode	errorDescription	Description
400-499	TBD	See UPnP Device Architecture clause on Control.
500-599	TBD	See UPnP Device Architecture clause on Control.
600-699	TBD	See UPnP Device Architecture clause on Control.
702	Invalid InstanceID	The specified <u>InstanceID</u> is invalid.
703	Invalid Channel	The specified <u>Channel</u> is invalid.

2.4.33 **GetVolumeDBRange()**

This action retrieves the valid range for the VolumeDB state variable of the channel for the specified instance of this service. The MinValue and MaxValue (OUT) arguments identify the range of valid values for the VolumeDB state variable in units of 1/256 decibels (dB). See Clause 2.2.17, “VolumeDB” for more details.

2.4.33.1 Arguments

Table 2-85 — Arguments for **GetVolumeDBRange()**

Argument	Direction	relatedStateVariable
<u>InstanceID</u>	<u>IN</u>	<u>A_ARG_TYPE_InstanceID</u>
<u>Channel</u>	<u>IN</u>	<u>A_ARG_TYPE_Channel</u>
<u>MinValue</u>	<u>OUT</u>	<u>VolumeDB</u>
<u>MaxValue</u>	<u>OUT</u>	<u>VolumeDB</u>

2.4.33.2 Dependency on State

None.

2.4.33.3 Effect on State

None.

2.4.33.4 Errors

Table 2-86 — Error Codes for GetVolumeDBRange()

errorCode	errorDescription	Description
400-499	TBD	See UPnP Device Architecture clause on Control.
500-599	TBD	See UPnP Device Architecture clause on Control.
600-699	TBD	See UPnP Device Architecture clause on Control.
702	Invalid InstanceID	The specified <u>InstanceID</u> is invalid.
703	Invalid Channel	The specified <u>Channel</u> is invalid.

2.4.34 GetLoudness()

This action retrieves the current value of the Loudness setting of the channel for the specified instance of this service.

2.4.34.1 Arguments

Table 2-87 — Arguments for GetLoudness()

Argument	Direction	relatedStateVariable
<u>InstanceID</u>	<u>IN</u>	<u>A_ARG_TYPE_InstanceID</u>
<u>Channel</u>	<u>IN</u>	<u>A_ARG_TYPE_Channel</u>
<u>CurrentLoudness</u>	<u>OUT</u>	<u>Loudness</u>

2.4.34.2 Dependency on State

None.

2.4.34.3 Effect on State

None.

2.4.34.4 Errors

Table 2-88 — Error Codes for GetLoudness()

errorCode	errorDescription	Description
400-499	TBD	See UPnP Device Architecture clause on Control.
500-599	TBD	See UPnP Device Architecture clause on Control.
600-699	TBD	See UPnP Device Architecture clause on Control.
702	Invalid InstanceID	The specified <u>InstanceID</u> is invalid.
703	Invalid Channel	The specified <u>Channel</u> is invalid.

2.4.35 SetLoudness()

This action sets the specified value of the Loudness state variable of the channel for the specified instance of this service to the specified value.

2.4.35.1 Arguments

Table 2-89 — Arguments for SetLoudness()

Argument	Direction	relatedStateVariable
<u>InstanceID</u>	<u>IN</u>	<u>A_ARG_TYPE_InstanceID</u>
<u>Channel</u>	<u>IN</u>	<u>A_ARG_TYPE_Channel</u>
<u>DesiredLoudness</u>	<u>IN</u>	<u>Loudness</u>

2.4.35.2 Dependency on State

None.

2.4.35.3 Effect on State

This action affects the Loudness state variable of the specified instance of this service.

2.4.35.4 Errors

Table 2-90 — Error Codes for SetLoudness()

errorCode	errorDescription	Description
400-499	TBD	See UPnP Device Architecture clause on Control.
500-599	TBD	See UPnP Device Architecture clause on Control.
600-699	TBD	See UPnP Device Architecture clause on Control.
702	Invalid InstanceID	The specified <u>InstanceID</u> is invalid.
703	Invalid Channel	The specified <u>Channel</u> is invalid.

2.4.36 GetStateVariables()

This action returns the current collection of RenderingControl state variable names and their respective values that are associated with the RenderingControl instance indicated by the input argument InstanceID. The StateVariableList argument specifies which state variables are captured. Vendor-extended state variables can be specified in this argument as well. If the value of the StateVariableList argument is set to “*”, the action MUST return all the supported state variables of the service, including the vendor-extended state variables except for LastChange, PresetNameList, and any A_ARG_TYPE xxx variables. When the action fails and the error code indicates “invalid StateVariableList”, the control point should inspect the list or invoke successive Getxxx() actions for each of the state variables instead. RenderingControl service implementations that want to participate in scenarios that use bookmarks MUST implement this optional action. Furthermore, when creating or manipulating bookmarks, control points should set the StatevariableList argument to “*” when invoking this action. This ensures that the maximum available set of state information is stored within the bookmark item.

2.4.36.1 Arguments

Table 2-91 — Arguments for GetStateVariables()

Argument	Direction	relatedStateVariable
<u>InstanceID</u>	<u>IN</u>	<u>A_ARG_TYPE InstanceID</u>
<u>StateVariableList</u>	<u>IN</u>	<u>A_ARG_TYPE StateVariableList</u>
<u>StateVariableValuePairs</u>	<u>OUT</u>	<u>A_ARG_TYPE StateVariableValuePairs</u>

2.4.36.2 Dependency on State

None.

2.4.36.3 Effect on State

None.

2.4.36.4 Errors

Table 2-92 — Error Codes for GetStateVariables()

errorCode	errorDescription	Description
400-499	TBD	See UPnP Device Architecture clause on Control.
500-599	TBD	See UPnP Device Architecture clause on Control.
600-699	TBD	See UPnP Device Architecture clause on Control.
702	Invalid <u>InstanceID</u>	The specified <u>InstanceID</u> is invalid for this AVTransport.
704	Invalid <u>StateVariableList</u>	Some of the variables are invalid.
705	Ill-formed CSV List	The CSV list is not well formed.

2.4.37 **SetStateVariables()**

This action extracts the values from the StateVariableValuePairs IN argument and copies these values to the corresponding RenderingControl state variables associated with the RenderingControl instance indicated by the input argument InstanceID. The RenderingControlUDN, ServiceType and ServiceId argument values are used for compatibility checking by the device. If this action is invoked to replace all of the state variable values, the device MUST check whether the RenderingControlUDN, ServiceType and ServiceId input arguments match those of the device. If this is the case, all state variable values will be replaced. Otherwise, the current state variable values MUST NOT be overwritten and the appropriate error code MUST be returned. The StateVariableList argument is a CSV list of state variable names that were accepted by the RenderingControl service. RenderingControl service implementations that want to participate in scenarios that use bookmarks MUST implement this optional action. When the StateVariableValuePairs IN parameter includes variable name/value pairs which cannot be set (such as LastChange and PresetNameList) the action must return the appropriate error code.

2.4.37.1 Arguments

Table 2-93 — Arguments for **SetStateVariables()**

Argument	Direction	relatedStateVariable
<u>InstanceID</u>	<u>IN</u>	<u>A_ARG_TYPE_InstanceID</u>
<u>RenderingControlUDN</u>	<u>IN</u>	<u>A_ARG_TYPE_DeviceUDN</u>
<u>ServiceType</u>	<u>IN</u>	<u>A_ARG_TYPE_ServiceType</u>
<u>ServiceId</u>	<u>IN</u>	<u>A_ARG_TYPE_ServiceId</u>
<u>StateVariableValuePairs</u>	<u>IN</u>	<u>A_ARG_TYPE_StateVariableValuePairs</u>
<u>StateVariableList</u>	<u>OUT</u>	<u>A_ARG_TYPE_StateVariableList</u>

2.4.37.2 Dependency on State

None.

2.4.37.3 Effect on State

None.

2.4.37.4 Errors

Table 2-94 — Error Codes for **SetStateVariables()**

errorCode	errorDescription	Description
400-499	TBD	See UPnP Device Architecture clause on Control.
500-599	TBD	See UPnP Device Architecture clause on Control.
600-699	TBD	See UPnP Device Architecture clause on Control.
702	Invalid <u>InstanceID</u>	The specified <u>InstanceID</u> is invalid for this AVTransport.
706	Invalid <u>State Variable Value</u>	One of the StateVariableValuePairs contains an invalid value.
707	Invalid MediaRenderer's UDN	The specified MediaRenderer's UDN is different from the UDN value of the MediaRenderer.
708	Invalid Service Type	The specified <u>ServiceType</u> is invalid.
709	Invalid Service Id	The specified <u>ServiceId</u> is invalid.
710	State Variables Specified Improperly	<u>StateVariableValuePairs</u> includes variables that are not allowed to be set. For example, <u>LastChange</u> and/or <u>PresetNameList</u> must not be included.

2.4.38 Relationships Between Actions

There is no inherent relationship between any of the various actions. All actions MAY be called in any order.

2.4.39 Common Error Codes

The following table lists error codes common to actions for this service type. If an action results in multiple errors, the most-specific error SHOULD be returned.

Table 2-95 — Common Error Codes

errorCode	errorDescription	Description
400-499	TBD	See UPnP Device Architecture clause on Control.
500-599	TBD	See UPnP Device Architecture clause on Control.
600-699	TBD	See UPnP Device Architecture clause on Control.
701	Invalid Name	The specified name is not a valid preset name.
702	Invalid InstanceID	The specified <i>InstanceID</i> is invalid.
703	Invalid Channel	The specified <i>Channel</i> is invalid.
704	Invalid StateVariableList	Some of the variables are invalid.
705	Ill-formed CSV List	The CSV list is not well formed.
706	Invalid State Variable Value	One of the StateVariableValuePairs contains an invalid value.
707	Invalid MediaRenderer's UDN	The specified MediaRenderer's UDN is different from the UDN value of the MediaRenderer.
708	Invalid Service Type	The specified ServiceType is invalid.
709	Invalid Service Id	The specified ServiceId is invalid.
710	State Variables Specified Improperly	StateVariableValuePairs includes variables that are not allowed to be set. For example, LastChange and/or PresetNameList must not be included.

Note 1: The errorDescription field returned by an action does not necessarily contain human-readable text (for example, as indicated in the second column of the Error Code tables.) It may contain machine-readable information that provides more detailed information about the error. It is therefore not advisable for a control point to blindly display the errorDescription field contents to the user.

Note 2: 800-899 Error Codes are not permitted for standard actions. See UPnP Device Architecture clause on Control for more details.

2.5 Theory of Operation

2.5.1 Multi-input Devices

Many traditional rendering devices are capable of receiving and rendering only a single item of content at a time. For example, traditional TVs can only receive and display a single TV show at a time, and a stereo system can only play a single song at a time. However, more and more devices are able to receive and render multiple items of content at the same time even though there is only a single piece of rendering hardware (for example, a single TV screen or a single set of speakers). This capability is known as *mixing*.

As an example, while watching TV, a small Picture-in-a-Picture (PIP) can be overlaid on top of the main TV show so that another TV show (or VCR tape) can be watched at the same time. Although the TV contains a single set of output hardware (for example, a single screen), the TV can take multiple items of content, mix them together, and render them both on the one screen. Similarly, a karaoke system takes a singer's voice, mixes it with some background music, and renders it on a single set of speakers.

In the examples above, these *multi-content* devices support a fixed number of input streams. However, there are some devices that support an arbitrary number of input streams. For example, a PC can take some video content and mix it with the PC's display and render it in its own PC window. Depending on the processing power of the PC, it can mix together and render a variable number of video-windows.

In these examples, some advanced devices have the ability to control the rendering characteristics of each input item independently from each other as well as the post-mixed stream. For example, with a karaoke device, the volume of the singer's voice and the volume of the background music can be adjusted independently. Additionally, the volume of the post-mixed stream (that is: singer + background) can be adjusted as a whole without affecting the relative settings of each individual input stream.

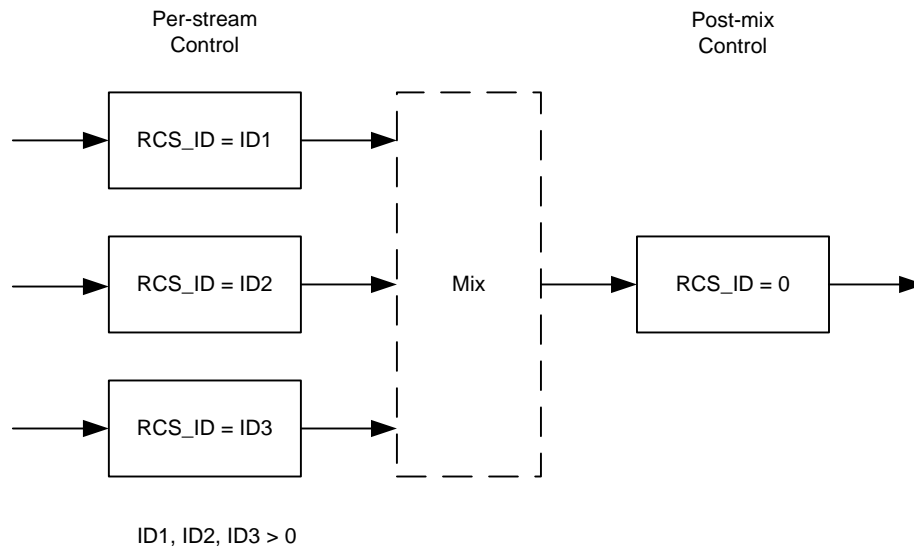


Figure 4: Virtual Instances of RCS

In order to support these types of devices, it is necessary for the RenderingControl service (RCS) to support multiple virtual instances of the service. As shown in Figure 4, a full-featured, high-end device that supports multiple input streams **MUST** assign a unique virtual instance of the RenderingControl service to each input stream. Each of these instances is assigned a unique ID (labeled RCS_ID in Figure 4) which can be used to adjust the rendering characteristics of its associated content without affecting any of the other input streams. Additionally, a default instance (ID=0) is assigned to control the rendering characteristics of the post-mixed stream (that is: all input content as a whole).

InstanceIDs are used by control points when invoking RenderingControl service actions. The InstanceID argument (included with each action) allows the control point to indicate on which stream the invoked action **MUST** be applied. In order to control the rendering characteristics of an individual input stream (independently from all of the other streams) the control point uses the InstanceID associated with that stream. In order to control the rendering characteristics of the post-mixed stream, the control point uses InstanceID = 0.

New virtual instances of the RenderingControl service (that is: new *InstanceIDs*) are allocated outside of the RenderingControl service using some external mechanism. As of this writing, only one allocation mechanism is defined. As described in the MediaRenderer device template, the device's ConnectionManager::PrepareForConnection() action assigns an InstanceID to the input stream (that is: each connection) that is being prepared. The number of instances that a device can support depends on the device's implementation. (Refer to the MediaRenderer device templates for additional information).

As defined by the UPnP Architecture, a device's description document contains a single service description document for each (physical) service that is implemented by the device. However, when a device supports multiple virtual instances of the RenderingControl service, all of these virtual instances are represented by the service description document for the one (physical) RenderingControl service. In this case, the RenderingControl service description document reflects the actions and state variables supported by InstanceID = 0. All other non-zero virtual instances **MUST** support a subset of the actions and state variables supported by InstanceID = 0. However, each non-zero instance **MAY** support a different subset of InstanceID = 0 than the other non-zero virtual instances. For those state variables that are

supported by a non-zero instance, each instance MUST support the identical [allowedValueList](#) and/or [allowedValueRange](#) as [InstanceID](#) = 0. If an unsupported action is invoked on a non-zero instance, the action will return error code 401 (Invalid Action).

As described in the MediaRenderer device template, a rendering device that contains multiple, independent rendering hardware (for example, two independent display screen, or two independent sets of output speakers) MUST be modeled as multiple instantiations of the MediaRenderer device, each with its own RenderingControl, ConnectionManager, and (OPTIONAL) AVTransport services. In other words, from an UPnP AV modeling point of view, each output on a physical rendering device is treated as a completely independent Media Rendering device. Refer to the MediaRenderer device template for more information.

2.5.2 Presets

Named presets allow a control point to put the device in a predetermined state in which certain state variables are set to predefined values. The set of currently available presets is listed in the [PresetNameList](#) state variable. Since a device is permitted to add or remove support for individual presets (for example, in conjunction with a vendor-defined action), the [PresetNameList](#) state variable is (indirectly) evented as described in Clause 2.3, “Eventing and Moderation.” Additionally, a control point can use the [ListPresets\(\)](#) action to obtain an up to date list of supported presets.

A user can select one of the supported presets using the [SelectPreset\(\)](#) action. This causes the device to set itself to a known state as defined by the selected preset. The exact definition of each preset is device-specific.

2.5.3 Controlling the Display of Visual Content

The RenderingControl service exposes a number of state variables that allow control points to control the appearance of visual content. These include such characteristics as brightness, contrast, color intensity, etc. In order to control these characteristics, the control point simply invokes the appropriate action. For most of these actions, the desired setting of the display characteristics is passed in by the control point. In most cases, this argument is a positive number between 0 and some device-specific maximum value. Each incremental value (that is: an increase or decrease by one) corresponds to the smallest amount of change supported by the device.

Determine the current Brightness setting of the main display:

- Invoke [GetBrightness\(\)](#) with an [InstanceID](#) of zero.
- A return value of 13 indicates that the display's [Brightness](#) is currently set to 13 steps (that is: 13 device-specific increments) above the dimmest setting that is supported by the device.

Set the Brightness of the PIP display to the dimmest setting supported by the device:

- Invoke [SetBrightness\(\)](#) with the PIP's [InstanceID](#) and a [Brightness](#) setting of 0.

2.5.4 Controlling Audio Content

The RenderingControl service exposes a set of state variables that can be used to control the audio output of a device. These include various characteristics such as volume, mute, and loudness. However, unlike most visual content, audio content is typically composed of one or more channels (for example, a left and right channel). The RenderingControl service allows control points to control each of these channels independently or as a whole. To accomplish this, it is necessary for the control point to identify the channel that is to be controlled. This is accomplished via the [Channel](#) argument included in each action that is associated with the audio portion of an input stream. Each channel is uniquely named as described in Clause 2.2.19, “[A_ARG_TYPE_Channel](#).” The [Master](#) channel allows a control point to control the audio content as a whole. The [Master](#) control influences all audio channels at the same time. Note however that it is conceptually a separate volume control (in each channel) and MUST NOT affect the current settings of the [Volume](#) state variables for the individual channels. The following figure provides an example for a 6-channel (LF, RF, CF, LFE, LS, and RS) volume control. The [Master](#) channel is actually a gang-coupled 6-channel volume control that impacts all channels at the same time with the same amount of volume change.

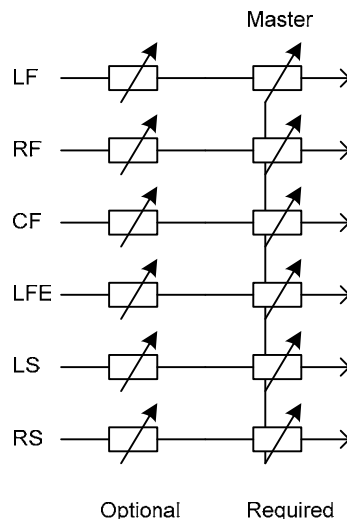


Figure 5: 6-channel Volume Control

When controlling the volume of a particular channel, control points can choose between two different representations of the volume setting. One representation uses the Volume state variable and the other representation uses the VolumeDB state variable. As described in Clause 2.2.27.2, “Volume and VolumeDB,” the Volume state variable represents volume as a contiguous set of *positions* numbered from 0 to some device-specific maximum, and the VolumeDB state variable represents volume in units of 1/256 of a decibel (dB). Two pairs of actions (one pair for each representation) are provided to get and set the volume of a channel.

The following example describes some scenarios that might help clarify the use of the Get/SetVolume() and Get/SetVolumeDB() actions.

Consider a volume control that is implemented as follows:

- Implemented Channels: “Master”, “LF”, “RF”, “CF”, “LFE”, “LS”, “RS”
- All Channels: 46 positions (N=45), end-of-scale mute implemented, MinValue = -72 dB, MaxValue = 0 dB, 1 dB resolution between 0 dB and -24 dB, 2 dB resolution between -24 dB and -48 dB, 3 dB resolution between -48 dB and -72 dB. (See Figure 3 above). The Master control is used to control the overall volume setting of the device whereas all other controls are intended to balance the different channels.
- At first power-up, the initial settings are: Master set to position 17 (-30 dB), all other channels set to position 32 (-12 dB)

Note: The current specification does not allow for different ranges for the controls on a per-channel basis. The Service Description contains only one entry for the Volume state variable. Therefore it is assumed that all volume controls are created equal for all channels and also for all virtual instances of the RenderingControl service. A future version of this specification will remedy this limitation.

Set the volume of the audio content (as a whole) to the quietest setting:

- Invoke the SetVolume() action with the Channel argument set to “Master” and the DesiredVolume argument set to 0.

Set the volume of the audio content (as a whole) 20 notches/steps higher than the current setting:

- Invoke the GetVolume() action with the Channel argument set to “Master”. As a result of the previous example, the CurrentVolume out argument returns a value of 0 indicating that the audio content is being rendered at volume position 0; that is: the quietest setting supported by the device. A GetVolumeDB() action with the Channel argument set to “Master” will now return -18432 (0xB800 – increments of 1/256dB) in the CurrentVolume OUT argument, which corresponds to -72 dB. A GetVolumeDB() action with the Channel

argument set to any other channel will still return -12 dB (0xF400 – increments of 1/256 dB)

- Invoke the SetVolume() action with the Channel argument set to “Master” and the DesiredVolume argument set to 20 (0 + 20). This corresponds to the 20th quietest setting supported by the device. A GetVolumeDB() action with the Channel argument set to “Master” will now return -6144 (0xE800) in the CurrentVolume OUT argument, which corresponds to -24 dB.

Set the volume of the Center channel 5dB higher than the Master channel:

- Invoke the GetVolumeDB() action with the Channel argument set to “CF” (for the Center Front channel). In this example, the CurrentVolume OUT argument still returns a value of -3072 (0xF400), which indicates that the audio content on the Center Front channel is being rendered at -12 dB, relative to the Master channel.
- Invoke the SetVolumeDB() action with the Channel argument set to “CF” and the DesiredVolume argument set to -1792 (0xF900) (-3072 + 1280 increments of 1/256dB) , which corresponds to -7 dB.

Double the volume of the entire audio content:

(Note: Increasing the volume by 6dB doubles the volume level.)

- Invoke the GetVolumeDB() action with the Channel argument set to “Master”. Based on the previous example, the CurrentVolume OUT argument returned -6144 (0xE800), which indicates that the overall volume level is at -24dB.
- Invoke the SetVolumeDB() action with the Channel argument set to “Master” and the DesiredVolume argument set to -4608 (0xEE00) (-6144 + 1536 increments of 1/256dB), which corresponds to -18dB (-24+6).

3 XML Service Description

```
<?xml version="1.0"?>
<scpd xmlns="urn:schemas-upnp-org:service-1-0">
  <specVersion>
    <major>1</major>
    <minor>0</minor>
  </specVersion>
  <actionList>
    <action>
      <name>ListPresets</name>
      <argumentList>
        <argument>
          <name>InstanceID</name>
          <direction>in</direction>
          <relatedStateVariable>
            A_ARG_TYPE_InstanceID
          </relatedStateVariable>
        </argument>
        <argument>
          <name>CurrentPresetNameList</name>
          <direction>out</direction>
          <relatedStateVariable>
            PresetNameList
          </relatedStateVariable>
        </argument>
      </argumentList>
    </action>
    <action>
      <name>SelectPreset</name>
      <argumentList>
        <argument>
          <name>InstanceID</name>
          <direction>in</direction>
          <relatedStateVariable>
            A_ARG_TYPE_InstanceID
          </relatedStateVariable>
        </argument>
      </argumentList>
    </action>
  </actionList>
</scpd>
```

```

    </argument>
    <argument>
      <name>PresetName</name>
      <direction>in</direction>
      <relatedStateVariable>
        A_ARG_TYPE_PresetName
      </relatedStateVariable>
    </argument>
  </argumentList>
</action>
<action>
  <name>GetBrightness</name>
  <argumentList>
    <argument>
      <name>InstanceID</name>
      <direction>in</direction>
      <relatedStateVariable>
        A_ARG_TYPE_InstanceID
      </relatedStateVariable>
    </argument>
    <argument>
      <name>CurrentBrightness</name>
      <direction>out</direction>
      <relatedStateVariable>
        Brightness
      </relatedStateVariable>
    </argument>
  </argumentList>
</action>
<action>
  <name>SetBrightness</name>
  <argumentList>
    <argument>
      <name>InstanceID</name>
      <direction>in</direction>
      <relatedStateVariable>
        A_ARG_TYPE_InstanceID
      </relatedStateVariable>
    </argument>
    <argument>
      <name>DesiredBrightness</name>
      <direction>in</direction>
      <relatedStateVariable>
        Brightness
      </relatedStateVariable>
    </argument>
  </argumentList>
</action>
<action>
  <name>GetContrast</name>
  <argumentList>
    <argument>
      <name>InstanceID</name>
      <direction>in</direction>
      <relatedStateVariable>
        A_ARG_TYPE_InstanceID
      </relatedStateVariable>
    </argument>
    <argument>
      <name>CurrentContrast</name>
      <direction>out</direction>
      <relatedStateVariable>
        Contrast
      </relatedStateVariable>
    </argument>
  </argumentList>
</action>
<action>
  <name>SetContrast</name>
  <argumentList>

```



```

    <argument>
      <name>InstanceID</name>
      <direction>in</direction>
      <relatedStateVariable>
        A_ARG_TYPE_InstanceID
      </relatedStateVariable>
    </argument>
    <argument>
      <name>DesiredContrast</name>
      <direction>in</direction>
      <relatedStateVariable>
        Contrast
      </relatedStateVariable>
    </argument>
  </argumentList>
</action>
<action>
  <name>GetSharpness</name>
  <argumentList>
    <argument>
      <name>InstanceID</name>
      <direction>in</direction>
      <relatedStateVariable>
        A_ARG_TYPE_InstanceID
      </relatedStateVariable>
    </argument>
    <argument>
      <name>CurrentSharpness</name>
      <direction>out</direction>
      <relatedStateVariable>
        Sharpness
      </relatedStateVariable>
    </argument>
  </argumentList>
</action>
<action>
  <name>SetSharpness</name>
  <argumentList>
    <argument>
      <name>InstanceID</name>
      <direction>in</direction>
      <relatedStateVariable>
        A_ARG_TYPE_InstanceID
      </relatedStateVariable>
    </argument>
    <argument>
      <name>DesiredSharpness</name>
      <direction>in</direction>
      <relatedStateVariable>
        Sharpness
      </relatedStateVariable>
    </argument>
  </argumentList>
</action>
<action>
  <name>GetRedVideoGain</name>
  <argumentList>
    <argument>
      <name>InstanceID</name>
      <direction>in</direction>
      <relatedStateVariable>
        A_ARG_TYPE_InstanceID
      </relatedStateVariable>
    </argument>
    <argument>
      <name>CurrentRedVideoGain</name>
      <direction>out</direction>
      <relatedStateVariable>
        RedVideoGain
      </relatedStateVariable>
    </argument>
  </argumentList>
</action>

```

```

    </argument>
  </argumentList>
</action>
<action>
  <name>SetRedVideoGain</name>
  <argumentList>
    <argument>
      <name>InstanceID</name>
      <direction>in</direction>
      <relatedStateVariable>
        A_ARG_TYPE_InstanceID
      </relatedStateVariable>
    </argument>
    <argument>
      <name>DesiredRedVideoGain</name>
      <direction>in</direction>
      <relatedStateVariable>
        RedVideoGain
      </relatedStateVariable>
    </argument>
  </argumentList>
</action>
<action>
  <name>GetGreenVideoGain</name>
  <argumentList>
    <argument>
      <name>InstanceID</name>
      <direction>in</direction>
      <relatedStateVariable>
        A_ARG_TYPE_InstanceID
      </relatedStateVariable>
    </argument>
    <argument>
      <name>CurrentGreenVideoGain</name>
      <direction>out</direction>
      <relatedStateVariable>
        GreenVideoGain
      </relatedStateVariable>
    </argument>
  </argumentList>
</action>
<action>
  <name>SetGreenVideoGain</name>
  <argumentList>
    <argument>
      <name>InstanceID</name>
      <direction>in</direction>
      <relatedStateVariable>
        A_ARG_TYPE_InstanceID
      </relatedStateVariable>
    </argument>
    <argument>
      <name>DesiredGreenVideoGain</name>
      <direction>in</direction>
      <relatedStateVariable>
        GreenVideoGain
      </relatedStateVariable>
    </argument>
  </argumentList>
</action>
<action>
  <name>GetBlueVideoGain</name>
  <argumentList>
    <argument>
      <name>InstanceID</name>
      <direction>in</direction>
      <relatedStateVariable>
        A_ARG_TYPE_InstanceID
      </relatedStateVariable>
    </argument>
  </argumentList>

```

```

    <argument>
      <name>CurrentBlueVideoGain</name>
      <direction>out</direction>
      <relatedStateVariable>
        BlueVideoGain
      </relatedStateVariable>
    </argument>
  </argumentList>
</action>
<action>
  <name>SetBlueVideoGain</name>
  <argumentList>
    <argument>
      <name>InstanceID</name>
      <direction>in</direction>
      <relatedStateVariable>
        A_ARG_TYPE_InstanceID
      </relatedStateVariable>
    </argument>
    <argument>
      <name>DesiredBlueVideoGain</name>
      <direction>in</direction>
      <relatedStateVariable>
        BlueVideoGain
      </relatedStateVariable>
    </argument>
  </argumentList>
</action>
<action>
  <name>GetRedVideoBlackLevel</name>
  <argumentList>
    <argument>
      <name>InstanceID</name>
      <direction>in</direction>
      <relatedStateVariable>
        A_ARG_TYPE_InstanceID
      </relatedStateVariable>
    </argument>
    <argument>
      <name>CurrentRedVideoBlackLevel</name>
      <direction>out</direction>
      <relatedStateVariable>
        RedVideoBlackLevel
      </relatedStateVariable>
    </argument>
  </argumentList>
</action>
<action>
  <name>SetRedVideoBlackLevel</name>
  <argumentList>
    <argument>
      <name>InstanceID</name>
      <direction>in</direction>
      <relatedStateVariable>
        A_ARG_TYPE_InstanceID
      </relatedStateVariable>
    </argument>
    <argument>
      <name>DesiredRedVideoBlackLevel</name>
      <direction>in</direction>
      <relatedStateVariable>
        RedVideoBlackLevel
      </relatedStateVariable>
    </argument>
  </argumentList>
</action>
<action>
  <name>GetGreenVideoBlackLevel</name>
  <argumentList>
    <argument>

```

```

        <name>InstanceID</name>
        <direction>in</direction>
        <relatedStateVariable>
            A_ARG_TYPE_InstanceID
        </relatedStateVariable>
    </argument>
    <argument>
        <name>CurrentGreenVideoBlackLevel</name>
        <direction>out</direction>
        <relatedStateVariable>
            GreenVideoBlackLevel
        </relatedStateVariable>
    </argument>
</argumentList>
</action>
<action>
    <name>SetGreenVideoBlackLevel</name>
    <argumentList>
        <argument>
            <name>InstanceID</name>
            <direction>in</direction>
            <relatedStateVariable>
                A_ARG_TYPE_InstanceID
            </relatedStateVariable>
        </argument>
        <argument>
            <name>DesiredGreenVideoBlackLevel</name>
            <direction>in</direction>
            <relatedStateVariable>
                GreenVideoBlackLevel
            </relatedStateVariable>
        </argument>
    </argumentList>
</action>
<action>
    <name>GetBlueVideoBlackLevel</name>
    <argumentList>
        <argument>
            <name>InstanceID</name>
            <direction>in</direction>
            <relatedStateVariable>
                A_ARG_TYPE_InstanceID
            </relatedStateVariable>
        </argument>
        <argument>
            <name>CurrentBlueVideoBlackLevel</name>
            <direction>out</direction>
            <relatedStateVariable>
                BlueVideoBlackLevel
            </relatedStateVariable>
        </argument>
    </argumentList>
</action>
<action>
    <name>SetBlueVideoBlackLevel</name>
    <argumentList>
        <argument>
            <name>InstanceID</name>
            <direction>in</direction>
            <relatedStateVariable>
                A_ARG_TYPE_InstanceID
            </relatedStateVariable>
        </argument>
        <argument>
            <name>DesiredBlueVideoBlackLevel</name>
            <direction>in</direction>
            <relatedStateVariable>
                BlueVideoBlackLevel
            </relatedStateVariable>
        </argument>
    </argumentList>
</action>

```

```

    </argumentList>
  </action>
  <action>
    <name>GetColorTemperature</name>
    <argumentList>
      <argument>
        <name>InstanceID</name>
        <direction>in</direction>
        <relatedStateVariable>
          A_ARG_TYPE_InstanceID
        </relatedStateVariable>
      </argument>
      <argument>
        <name>CurrentColorTemperature</name>
        <direction>out</direction>
        <relatedStateVariable>
          ColorTemperature
        </relatedStateVariable>
      </argument>
    </argumentList>
  </action>
  <action>
    <name>SetColorTemperature</name>
    <argumentList>
      <argument>
        <name>InstanceID</name>
        <direction>in</direction>
        <relatedStateVariable>
          A_ARG_TYPE_InstanceID
        </relatedStateVariable>
      </argument>
      <argument>
        <name>DesiredColorTemperature</name>
        <direction>in</direction>
        <relatedStateVariable>
          ColorTemperature
        </relatedStateVariable>
      </argument>
    </argumentList>
  </action>
  <action>
    <name>GetHorizontalKeystone</name>
    <argumentList>
      <argument>
        <name>InstanceID</name>
        <direction>in</direction>
        <relatedStateVariable>
          A_ARG_TYPE_InstanceID
        </relatedStateVariable>
      </argument>
      <argument>
        <name>CurrentHorizontalKeystone</name>
        <direction>out</direction>
        <relatedStateVariable>
          HorizontalKeystone
        </relatedStateVariable>
      </argument>
    </argumentList>
  </action>
  <action>
    <name>SetHorizontalKeystone</name>
    <argumentList>
      <argument>
        <name>InstanceID</name>
        <direction>in</direction>
        <relatedStateVariable>
          A_ARG_TYPE_InstanceID
        </relatedStateVariable>
      </argument>
      <argument>

```

```

        <name>DesiredHorizontalKeystone</name>
        <direction>in</direction>
        <relatedStateVariable>
            HorizontalKeystone
        </relatedStateVariable>
    </argument>
</argumentList>
</action>
<action>
    <name>GetVerticalKeystone</name>
    <argumentList>
        <argument>
            <name>InstanceID</name>
            <direction>in</direction>
            <relatedStateVariable>
                A_ARG_TYPE_InstanceID
            </relatedStateVariable>
        </argument>
        <argument>
            <name>CurrentVerticalKeystone</name>
            <direction>out</direction>
            <relatedStateVariable>
                VerticalKeystone
            </relatedStateVariable>
        </argument>
    </argumentList>
</action>
<action>
    <name>SetVerticalKeystone</name>
    <argumentList>
        <argument>
            <name>InstanceID</name>
            <direction>in</direction>
            <relatedStateVariable>
                A_ARG_TYPE_InstanceID
            </relatedStateVariable>
        </argument>
        <argument>
            <name>DesiredVerticalKeystone</name>
            <direction>in</direction>
            <relatedStateVariable>
                VerticalKeystone
            </relatedStateVariable>
        </argument>
    </argumentList>
</action>
<action>
    <name>GetMute</name>
    <argumentList>
        <argument>
            <name>InstanceID</name>
            <direction>in</direction>
            <relatedStateVariable>
                A_ARG_TYPE_InstanceID
            </relatedStateVariable>
        </argument>
        <argument>
            <name>Channel</name>
            <direction>in</direction>
            <relatedStateVariable>
                A_ARG_TYPE_Channel
            </relatedStateVariable>
        </argument>
        <argument>
            <name>CurrentMute</name>
            <direction>out</direction>
            <relatedStateVariable>
                Mute
            </relatedStateVariable>
        </argument>
    </argumentList>

```

```

    </argumentList>
  </action>
  <action>
    <name>SetMute</name>
    <argumentList>
      <argument>
        <name>InstanceID</name>
        <direction>in</direction>
        <relatedStateVariable>
          A_ARG_TYPE_InstanceID
        </relatedStateVariable>
      </argument>
      <argument>
        <name>Channel</name>
        <direction>in</direction>
        <relatedStateVariable>
          A_ARG_TYPE_Channel
        </relatedStateVariable>
      </argument>
      <argument>
        <name>DesiredMute</name>
        <direction>in</direction>
        <relatedStateVariable>
          Mute
        </relatedStateVariable>
      </argument>
    </argumentList>
  </action>
  <action>
    <name>GetVolume</name>
    <argumentList>
      <argument>
        <name>InstanceID</name>
        <direction>in</direction>
        <relatedStateVariable>
          A_ARG_TYPE_InstanceID
        </relatedStateVariable>
      </argument>
      <argument>
        <name>Channel</name>
        <direction>in</direction>
        <relatedStateVariable>
          A_ARG_TYPE_Channel
        </relatedStateVariable>
      </argument>
      <argument>
        <name>CurrentVolume</name>
        <direction>out</direction>
        <relatedStateVariable>
          Volume
        </relatedStateVariable>
      </argument>
    </argumentList>
  </action>
  <action>
    <name>SetVolume</name>
    <argumentList>
      <argument>
        <name>InstanceID</name>
        <direction>in</direction>
        <relatedStateVariable>
          A_ARG_TYPE_InstanceID
        </relatedStateVariable>
      </argument>
      <argument>
        <name>Channel</name>
        <direction>in</direction>
        <relatedStateVariable>
          A_ARG_TYPE_Channel
        </relatedStateVariable>
      </argument>
    </argumentList>
  </action>

```

```

    </argument>
    <argument>
      <name>DesiredVolume</name>
      <direction>in</direction>
      <relatedStateVariable>
        Volume
      </relatedStateVariable>
    </argument>
  </argumentList>
</action>
<action>
  <name>GetVolumeDB</name>
  <argumentList>
    <argument>
      <name>InstanceID</name>
      <direction>in</direction>
      <relatedStateVariable>
        A_ARG_TYPE_InstanceID
      </relatedStateVariable>
    </argument>
    <argument>
      <name>Channel</name>
      <direction>in</direction>
      <relatedStateVariable>
        A_ARG_TYPE_Channel
      </relatedStateVariable>
    </argument>
    <argument>
      <name>CurrentVolume</name>
      <direction>out</direction>
      <relatedStateVariable>
        VolumeDB
      </relatedStateVariable>
    </argument>
  </argumentList>
</action>
<action>
  <name>SetVolumeDB</name>
  <argumentList>
    <argument>
      <name>InstanceID</name>
      <direction>in</direction>
      <relatedStateVariable>
        A_ARG_TYPE_InstanceID
      </relatedStateVariable>
    </argument>
    <argument>
      <name>Channel</name>
      <direction>in</direction>
      <relatedStateVariable>
        A_ARG_TYPE_Channel
      </relatedStateVariable>
    </argument>
    <argument>
      <name>DesiredVolume</name>
      <direction>in</direction>
      <relatedStateVariable>
        VolumeDB
      </relatedStateVariable>
    </argument>
  </argumentList>
</action>
<action>
  <name>GetVolumeDBRange</name>
  <argumentList>
    <argument>
      <name>InstanceID</name>
      <direction>in</direction>
      <relatedStateVariable>
        A_ARG_TYPE_InstanceID

```



```

    </relatedStateVariable>
  </argument>
  <argument>
    <name>Channel</name>
    <direction>in</direction>
    <relatedStateVariable>
      A_ARG_TYPE_Channel
    </relatedStateVariable>
  </argument>
  <argument>
    <name>MinValue</name>
    <direction>out</direction>
    <relatedStateVariable>
      VolumeDB
    </relatedStateVariable>
  </argument>
  <argument>
    <name>MaxValue</name>
    <direction>out</direction>
    <relatedStateVariable>
      VolumeDB
    </relatedStateVariable>
  </argument>
</argumentList>
</action>
<action>
  <name>GetLoudness</name>
  <argumentList>
    <argument>
      <name>InstanceID</name>
      <direction>in</direction>
      <relatedStateVariable>
        A_ARG_TYPE_InstanceID
      </relatedStateVariable>
    </argument>
    <argument>
      <name>Channel</name>
      <direction>in</direction>
      <relatedStateVariable>
        A_ARG_TYPE_Channel
      </relatedStateVariable>
    </argument>
    <argument>
      <name>CurrentLoudness</name>
      <direction>out</direction>
      <relatedStateVariable>
        Loudness
      </relatedStateVariable>
    </argument>
  </argumentList>
</action>
<action>
  <name>SetLoudness</name>
  <argumentList>
    <argument>
      <name>InstanceID</name>
      <direction>in</direction>
      <relatedStateVariable>
        A_ARG_TYPE_InstanceID
      </relatedStateVariable>
    </argument>
    <argument>
      <name>Channel</name>
      <direction>in</direction>
      <relatedStateVariable>
        A_ARG_TYPE_Channel
      </relatedStateVariable>
    </argument>
    <argument>
      <name>DesiredLoudness</name>

```

```

        <direction>in</direction>
        <relatedStateVariable>
            Loudness
        </relatedStateVariable>
    </argument>
</argumentList>
</action>
<action>
    <name>GetStateVariables</name>
    <argumentList>
        <argument>
            <name>InstanceID</name>
            <direction>in</direction>
            <relatedStateVariable>
                A_ARG_TYPE_InstanceID
            </relatedStateVariable>
        </argument>
        <argument>
            <name>StateVariableList</name>
            <direction>in</direction>
            <relatedStateVariable>
                A_ARG_TYPE_StateVariableList
            </relatedStateVariable>
        </argument>
        <argument>
            <name>StateVariableValuePairs</name>
            <direction>in</direction>
            <relatedStateVariable>
                A_ARG_TYPE_StateVariableValuePairs
            </relatedStateVariable>
        </argument>
    </argumentList>
</action>
<action>
    <name>SetStateVariables</name>
    <argumentList>
        <argument>
            <name>InstanceID</name>
            <direction>in</direction>
            <relatedStateVariable>
                A_ARG_TYPE_InstanceID
            </relatedStateVariable>
        </argument>
        <argument>
            <name>RenderingControlUDN</name>
            <direction>in</direction>
            <relatedStateVariable>
                A_ARG_TYPE_DeviceUDN
            </relatedStateVariable>
        </argument>
        <argument>
            <name>ServiceType</name>
            <direction>in</direction>
            <relatedStateVariable>
                A_ARG_TYPE_ServiceType
            </relatedStateVariable>
        </argument>
        <argument>
            <name>ServiceId</name>
            <direction>in</direction>
            <relatedStateVariable>
                A_ARG_TYPE_ServiceID
            </relatedStateVariable>
        </argument>
        <argument>
            <name>StateVariableValuePairs</name>
            <direction>in</direction>
            <relatedStateVariable>
                A_ARG_TYPE_StateVariableValuePairs
            </relatedStateVariable>
        </argument>
    </argumentList>
</action>

```

```

    </argument>
    <argument>
      <name>StateVariableList</name>
      <direction>out</direction>
      <relatedStateVariable>
        A_ARG_TYPE_StateVariableList
      </relatedStateVariable>
    </argument>
  </argumentList>
</action>
Declarations for other actions added by UPnP vendor
(if any) go here
</actionList>
<serviceStateTable>
  <stateVariable sendEvents="no">
    <name>PresetNameList</name>
    <dataType>string</dataType>
  </stateVariable>
  <stateVariable sendEvents="yes">
    <name>LastChange</name>
    <dataType>string</dataType>
  </stateVariable>
  <stateVariable sendEvents="no">
    <name>Brightness</name>
    <dataType>ui2</dataType>
    <allowedValueRange>
      <minimum>0</minimum>
      <maximum>Vendor defined</maximum>
      <step>1</step>
    </allowedValueRange>
  </stateVariable>
  <stateVariable sendEvents="no">
    <name>Contrast</name>
    <dataType>ui2</dataType>
    <allowedValueRange>
      <minimum>0</minimum>
      <maximum>Vendor defined</maximum>
      <step>1</step>
    </allowedValueRange>
  </stateVariable>
  <stateVariable sendEvents="no">
    <name>Sharpness</name>
    <dataType>ui2</dataType>
    <allowedValueRange>
      <minimum>0</minimum>
      <maximum>Vendor defined</maximum>
      <step>1</step>
    </allowedValueRange>
  </stateVariable>
  <stateVariable sendEvents="no">
    <name>RedVideoGain</name>
    <dataType>ui2</dataType>
    <allowedValueRange>
      <minimum>0</minimum>
      <maximum>Vendor defined</maximum>
      <step>1</step>
    </allowedValueRange>
  </stateVariable>
  <stateVariable sendEvents="no">
    <name>GreenVideoGain</name>
    <dataType>ui2</dataType>
    <allowedValueRange>
      <minimum>0</minimum>
      <maximum>Vendor defined</maximum>
      <step>1</step>
    </allowedValueRange>
  </stateVariable>
  <stateVariable sendEvents="no">
    <name>BlueVideoGain</name>
    <dataType>ui2</dataType>

```

```

    <allowedValueRange>
      <minimum>0</minimum>
      <maximum>Vendor defined</maximum>
      <step>1</step>
    </allowedValueRange>
  </stateVariable>
  <stateVariable sendEvents="no">
    <name>RedVideoBlackLevel</name>
    <dataType>ui2</dataType>
    <allowedValueRange>
      <minimum>0</minimum>
      <maximum>Vendor defined</maximum>
      <step>1</step>
    </allowedValueRange>
  </stateVariable>
  <stateVariable sendEvents="no">
    <name>GreenVideoBlackLevel</name>
    <dataType>ui2</dataType>
    <allowedValueRange>
      <minimum>0</minimum>
      <maximum>Vendor defined</maximum>
      <step>1</step>
    </allowedValueRange>
  </stateVariable>
  <stateVariable sendEvents="no">
    <name>BlueVideoBlackLevel</name>
    <dataType>ui2</dataType>
    <allowedValueRange>
      <minimum>0</minimum>
      <maximum>Vendor defined</maximum>
      <step>1</step>
    </allowedValueRange>
  </stateVariable>
  <stateVariable sendEvents="no">
    <name>ColorTemperature</name>
    <dataType>ui2</dataType>
    <allowedValueRange>
      <minimum>0</minimum>
      <maximum>Vendor defined</maximum>
      <step>1</step>
    </allowedValueRange>
  </stateVariable>
  <stateVariable sendEvents="no">
    <name>HorizontalKeystone</name>
    <dataType>i2</dataType>
    <allowedValueRange>
      <minimum>Vendor defined (MUST be <= 0)</minimum>
      <maximum>Vendor defined</maximum>
      <step>1</step>
    </allowedValueRange>
  </stateVariable>
  <stateVariable sendEvents="no">
    <name>VerticalKeystone</name>
    <dataType>i2</dataType>
    <allowedValueRange>
      <minimum>Vendor defined (MUST be <= 0)</minimum>
      <maximum>Vendor defined</maximum>
      <step>1</step>
    </allowedValueRange>
  </stateVariable>
  <stateVariable sendEvents="no">
    <name>Mute</name>
    <dataType>boolean</dataType>
  </stateVariable>
  <stateVariable sendEvents="no">
    <name>Volume</name>
    <dataType>ui2</dataType>
    <allowedValueRange>
      <minimum>0</minimum>
      <maximum>Vendor defined</maximum>

```

```

    <step>1</step>
  </allowedValueRange>
</stateVariable>
<stateVariable sendEvents="no">
  <name>VolumeDB</name>
  <dataType>i2</dataType>
  <allowedValueRange>
    <minimum>Vendor defined</minimum>
    <maximum>Vendor defined</maximum>
    <step>Vendor defined</step>
  </allowedValueRange>
</stateVariable>
<stateVariable sendEvents="no">
  <name>Loudness</name>
  <dataType>boolean</dataType>
</stateVariable>
<stateVariable sendEvents="no">
  <name>A_ARG_TYPE_Channel</name>
  <dataType>string</dataType>
  <allowedValueList>
    <allowedValue>Master</allowedValue>
    <allowedValue>LF</allowedValue>
    <allowedValue>RF</allowedValue>
    <allowedValue>CF</allowedValue>
    <allowedValue>LFE</allowedValue>
    <allowedValue>LS</allowedValue>
    <allowedValue>RS</allowedValue>
    <allowedValue>LFC</allowedValue>
    <allowedValue>RFC</allowedValue>
    <allowedValue>SD</allowedValue>
    <allowedValue>SL</allowedValue>
    <allowedValue>SR</allowedValue>
    <allowedValue>T</allowedValue>
    <allowedValue>B</allowedValue>
    <allowedValue>Vendor defined</allowedValue>
  </allowedValueList>
</stateVariable>
<stateVariable sendEvents="no">
  <name>A_ARG_TYPE_InstanceID</name>
  <dataType>ui4</dataType>
</stateVariable>
<stateVariable sendEvents="no">
  <name>A_ARG_TYPE_PresetName</name>
  <dataType>string</dataType>
  <allowedValueList>
    <allowedValue>FactoryDefaults</allowedValue>
    <allowedValue>InstallationDefaults</allowedValue>
    <allowedValue>Vendor defined</allowedValue>
  </allowedValueList>
</stateVariable>
<stateVariable sendEvents="no">
  <name>A_ARG_TYPE_DeviceUDN</name>
  <dataType>string</dataType>
</stateVariable>
<stateVariable sendEvents="no">
  <name>A_ARG_TYPE_ServiceType</name>
  <dataType>string</dataType>
</stateVariable>
<stateVariable sendEvents="no">
  <name>A_ARG_TYPE_ServiceID</name>
  <dataType>string</dataType>
</stateVariable>
<stateVariable sendEvents="no">
  <name>A_ARG_TYPE_StateVariableValuePairs</name>
  <dataType>string</dataType>
</stateVariable>
<stateVariable sendEvents="no">
  <name>A_ARG_TYPE_StateVariableList</name>
  <dataType>string</dataType>
</stateVariable>

```

```
    Declarations for other state variables added by UPnP vendor  
    (if any) go here  
    </serviceStateTable>  
</scpd>
```

4 Test

There are no semantic tests mandated for this service.

INTERNATIONAL
ELECTROTECHNICAL
COMMISSION

3, rue de Varembé
PO Box 131
CH-1211 Geneva 20
Switzerland

Tel: + 41 22 919 02 11
Fax: + 41 22 919 03 00
info@iec.ch
www.iec.ch