

TECHNICAL REPORT



Information technology – Intelligent homes – Taxonomy of specifications – Part 1: Taxonomy method



THIS PUBLICATION IS COPYRIGHT PROTECTED
Copyright © 2010 ISO/IEC, Geneva, Switzerland

All rights reserved. Unless otherwise specified, no part of this publication may be reproduced or utilized in any form or by any means, electronic or mechanical, including photocopying and microfilm, without permission in writing from either IEC or IEC's member National Committee in the country of the requester.

If you have any questions about ISO/IEC copyright or have an enquiry about obtaining additional rights to this publication, please contact the address below or your local IEC member National Committee for further information.

IEC Central Office
3, rue de Varembe
CH-1211 Geneva 20
Switzerland
Email: inmail@iec.ch
Web: www.iec.ch

About the IEC

The International Electrotechnical Commission (IEC) is the leading global organization that prepares and publishes International Standards for all electrical, electronic and related technologies.

About IEC publications

The technical content of IEC publications is kept under constant review by the IEC. Please make sure that you have the latest edition, a corrigenda or an amendment might have been published.

- Catalogue of IEC publications: www.iec.ch/searchpub

The IEC on-line Catalogue enables you to search by a variety of criteria (reference number, text, technical committee,...). It also gives information on projects, withdrawn and replaced publications.

- IEC Just Published: www.iec.ch/online_news/justpub

Stay up to date on all new IEC publications. Just Published details twice a month all new publications released. Available on-line and also by email.

- Electropedia: www.electropedia.org

The world's leading online dictionary of electronic and electrical terms containing more than 20 000 terms and definitions in English and French, with equivalent terms in additional languages. Also known as the International Electrotechnical Vocabulary online.

- Customer Service Centre: www.iec.ch/webstore/custserv

If you wish to give us your feedback on this publication or need further assistance, please visit the Customer Service Centre FAQ or contact us:

Email: csc@iec.ch
Tel.: +41 22 919 02 11
Fax: +41 22 919 03 00



ISO/IEC TR 29107-1

Edition 1.0 2010-03

TECHNICAL REPORT



**Information technology – Intelligent homes – Taxonomy of specifications –
Part 1: Taxonomy method**

INTERNATIONAL
ELECTROTECHNICAL
COMMISSION

PRICE CODE

P

ICS 35.200

ISBN 978-2-88910-839-8

CONTENTS

FOREWORD.....	3
INTRODUCTION.....	5
1 Scope.....	6
2 Terms, definitions and abbreviations	6
3 Conformance	6
4 Taxonomy concept.....	6
5 The presentation of specifications categorized according to this scheme	8
Annex A (informative) Background	9
A.1 Current situation	9
A.2 Integration trends.....	10
A.3 Taxonomy.....	11
A.3.1 Concept.....	11
A.3.2 Example of a taxonomy with three dimensions	11
A.3.3 Definition	12
A.4 Application.....	13
Bibliography	15
Figure A.1 – Different islands of residential services (with examples for networks).....	9
Figure A.2 – Emerging integration points for services and devices	11
Figure A.3 – Axes of the Intelligent Home Standards Taxonomy	12
Figure A.4 – Service delivery path	12
Figure A.5 – Existing specifications in the example taxonomy	14
Table 1 – Example of some specifications categorized according to this scheme	8

INTERNATIONAL ELECTROTECHNICAL COMMISSION

**INFORMATION TECHNOLOGY –
INTELLIGENT HOMES –
TAXONOMY OF SPECIFICATIONS –****Part 1: Taxonomy method****FOREWORD**

- 1) ISO (International Organization for Standardization) and IEC (International Electrotechnical Commission) form the specialized system for worldwide standardization. National bodies that are members of ISO or IEC participate in the development of International Standards. Their preparation is entrusted to technical committees; any ISO and IEC member body interested in the subject dealt with may participate in this preparatory work. International governmental and non-governmental organizations liaising with ISO and IEC also participate in this preparation.
- 2) In the field of information technology, ISO and IEC have established a joint technical committee, ISO/IEC JTC 1. Draft International Standards adopted by the joint technical committee are circulated to national bodies for voting. Publication as an International Standard requires approval by at least 75 % of the national bodies casting a vote.
- 3) The formal decisions or agreements of IEC and ISO on technical matters express, as nearly as possible, an international consensus of opinion on the relevant subjects since each technical committee has representation from all interested IEC and ISO member bodies.
- 4) IEC, ISO and ISO/IEC publications have the form of recommendations for international use and are accepted by IEC and ISO member bodies in that sense. While all reasonable efforts are made to ensure that the technical content of IEC, ISO and ISO/IEC publications is accurate, IEC or ISO cannot be held responsible for the way in which they are used or for any misinterpretation by any end user.
- 5) In order to promote international uniformity, IEC and ISO member bodies undertake to apply IEC, ISO and ISO/IEC publications transparently to the maximum extent possible in their national and regional publications. Any divergence between any ISO/IEC publication and the corresponding national or regional publication should be clearly indicated in the latter.
- 6) ISO and IEC provide no marking procedure to indicate their approval and cannot be rendered responsible for any equipment declared to be in conformity with an ISO/IEC publication.
- 7) All users should ensure that they have the latest edition of this publication.
- 8) No liability shall attach to IEC or ISO or its directors, employees, servants or agents including individual experts and members of their technical committees and IEC or ISO member bodies for any personal injury, property damage or other damage of any nature whatsoever, whether direct or indirect, or for costs (including legal fees) and expenses arising out of the publication of, use of, or reliance upon, this ISO/IEC publication or any other IEC, ISO or ISO/IEC publications.
- 9) Attention is drawn to the normative references cited in this publication. Use of the referenced publications is indispensable for the correct application of this publication.
- 10) Attention is drawn to the possibility that some of the elements of this International Standard may be the subject of patent rights. ISO and IEC shall not be held responsible for identifying any or all such patent rights.

The main task of IEC and ISO technical committees is to prepare International Standards. In exceptional circumstances, ISO/IEC JTC 1 or a subcommittee may propose the publication of a technical report of one of the following types:

- type 1, when the required support cannot be obtained for the publication of an International Standard, despite repeated efforts;

- type 2, when the subject is still under technical development or where, for any other reason, there is the future but not immediate possibility of an agreement on an International Standard;
- type 3, when the technical committee has collected data of a different kind from that which is normally published as an International Standard, for example 'state of the art'.

ISO/IEC 29107-1, which is a Technical Report of type 3, has been prepared by subcommittee 25: Interconnection of information technology equipment, of ISO/IEC joint technical committee 1: Information technology

Technical reports of types 1 and 2 are subject to review within three years of publication to decide whether they can be transformed into International Standards. Technical reports of type 3 do not necessarily have to be reviewed until the data they provide are considered to be no longer valid or useful.

This Technical Report of type 3 has been approved by vote of the member bodies, and the voting results may be obtained from the address given on the second title page.

A list of all parts of the ISO/IEC 29107 series, under the general title *Information technology – Intelligent homes – Taxonomy of specifications*, can be found on the IEC website.

This publication has been drafted in accordance with the ISO/IEC Directives, Part 2.

<p>IMPORTANT – The 'colour inside' logo on the cover page of this publication indicates that it contains colours which are considered to be useful for the correct understanding of its contents. Users should therefore print this document using a colour printer.</p>

INTRODUCTION

ISO/IEC 29107 describes a taxonomy for the classification of standards and other specifications applicable to intelligent homes. It consist of two parts.

Part 1: Taxonomy method.

Part 2: Table of specifications.

INFORMATION TECHNOLOGY – INTELLIGENT HOMES – TAXONOMY OF SPECIFICATIONS –

Part 1: Taxonomy method

1 Scope

This part of ISO/IEC 29107 specifies the concept for a taxonomy of standards and other related specifications applicable to intelligent homes. It is intended for the classification of specifications from ISO, IEC, ISO/IEC JTC 1, ITU and from organizations with liaison status with any of these.

The target of this part of ISO/IEC 29107 are the various standardisation bodies that are contributing to the intelligent home. With the help of the concept described in this report they should be able to classify their specifications. This will benefit the standardisation bodies to determine if there are overlapping specifications or areas for which specifications are missing.

NOTE The collection of all classifications, is intended to be specified in ISO/IEC TR 29107-2.¹

2 Terms, definitions and abbreviations

For the purposes of this document, the following terms and definitions apply.

2.1

intelligent home

home in which the integration of services and interworking of devices improve the residents' comfort, well-being, safety and communication possibilities

NOTE 1 The focus of the integration is on a unified user access to services and devices and the interworking capabilities between different application areas.

NOTE 2 Example application areas are home security, home entertainment, home automation, health care, telecommunication, energy management and personalized information (as traffic, weather,...).

3 Conformance

This Technical Report has no conformance requirements.

4 Taxonomy concept

The background for the need for a taxonomy for specifications applicable to intelligent homes are described in Annex A. It also contains some other alternative taxonomy methods.

The concept of taxonomy in this Technical Report is a multidimensional scheme that allows a predefined set of categories for each dimension. For each dimension, there may be zero, one or several categories that the specification under study matches. The number of dimensions is in principle unlimited, but this Technical Report has limited it to seven that are expected to cover the need for all relevant specifications.

¹ The table of specifications will be held by ISO/IEC JTC 1/SC 25.

The intention is that the standardisation body that has completed a specification, or is in the progress of making one, can see and fill in those boxes in a table of the seven dimensions that the document matches.

Dimension A: What view is the specification addressing? Or in other words, who is the target of the specification. The specification can be the view from

- a) the user/owner/resident of the intelligent home,
- b) the manufacturer of intelligent home devices,
- c) providers of intelligent home services,
- d) the designer and integrator of intelligent home systems,
- e) the installer of intelligent home systems,
- f) other.

Dimension B: Which cluster(s), or application area(s) is the specification addressing?

- a) home automation,
- b) home security,
- c) home appliances,
- d) health care,
- e) PC and peripherals,
- f) entertainment,
- g) telecommunications,
- h) other.

Dimension C: Which point of control is the specification addressing?

- a) PC,
- b) TV,
- c) mobile phone,
- d) PDA (Personal Digital Assistant),
- e) fixed display,
- f) specific home control device,
- g) other.

Dimension D: Which type of content is the specification addressing?

- a) architecture,
- b) service definitions and protocols,
- c) equipment,
- d) modules,
- e) interoperability,
- f) OSI layer 1,
- g) OSI layer 2,
- h) OSI layer 3,
- i) OSI layer 4,
- j) OSI layer 5,
- k) OSI layer 6,
- l) OSI layer 7,

- m) user interfaces,
- n) test,
- o) guidelines,
- p) other.

Dimension E: Which part(s) of the service delivery path (from service to a device) is the specification addressing?

- a) services protocol,
- b) service integration point,
- c) management protocol,
- d) home integration point,
- e) eco system,
- f) device access protocol,
- g) device networks,
- h) other.

Dimension F: What is the geographical target of the specification?

- a) worldwide,
- b) regional,
- c) national.

Dimension G: What is the status of the specification?

- a) international standard,
- b) international standard in progress,
- c) regional standard,
- d) regional standard in progress,
- e) national standard,
- f) national standard in progress,
- g) standard from other standardization bodies, consortia, forum, etc.,
- h) standard in progress from other standardization bodies, consortia, forum, etc.

5 The presentation of specifications categorized according to this scheme

The presentation will be in a form of a table where the fields that the specification matches are indicated. An example is shown in Table 1 below.

Table 1 – Example of some specifications categorized according to this scheme

Specification	A1	A2	...	B1	B2	...	C1	...	G1	...	G8
Standard 1	X								X		
Standard 2		X			X				X		
Standard 3		X		X					X		
Standard 4							X				X

Annex A (informative)

Background

A.1 Current situation

Although the market for (parts of) intelligent homes is growing satisfactorily in some parts of the world, a mass market for home systems has not developed yet. The main reason for this difference between expectations and reality are the different directions taken by the different market players. Suppliers forward different technologies, specifications and business models.

Until now there exist several islands of networked devices in modern residential homes (as the clusters for telecommunication, PC/Internet, broadcasting/entertainment, home automation, white goods, home security, energy management and health care. The different technologies and devices of the different industries are shown as horizontal stripes in Figure A.1.

Industry	Services	Access Network	Access Device	Cluster Network	Devices / Device networks
Home Automation	Home Automation services	Internet	Home Controller	TP, RF, PL	Light/Blind/HVAC controllers
Home Security	Home Security services	PSTN, GSM	Home Security Controller	TP, RF	Security Sensors, keypads, sirens
Home Appliances	Whitegood services	PSTN, GSM	Whitegoods Gateway	PL	Whitegoods, kitchen appliances
Healthcare	Health care services	PSTN, GSM	Health Care hub	TP, RF	Health care sensors
PC / Internet	PC Internet services	xDSL	Router	PC protocol	PC, printers, cameras,...
Entertainment	Entertainment services	Internet	Digital STB	AW	TV
Telecommunication	Communication services	PSTN, ISDN	Base station	DECT	Phones, video phones

Figure A.1 – Different islands of residential services (with examples for networks)

There are two main problems arising from this situation:

Incompatible existing and established specifications in the different clusters prohibit the integration of devices and services from competing physical network solutions in the home to incompatible protocols for service delivery.

Interworking between different clusters may only be achieved with the extra effort and often customer specific solutions. There exist various remote controls, at least one for each cluster. Furthermore, cross-cluster functions as energy management, comfort functions (as scenes or scenarios) are not possible. However, the consumer mandates unified remote controls and cross-cluster functions.

A trend towards digitalization drives new features into devices, making it easier to implement interworking capabilities. An example is the PC industry driving scenarios and standards for media distribution in the home (interworking between PC and consumer electronic cluster).

However, it is not clear which specification will succeed. Existing ones (either from one or the other cluster) or new ones?

Furthermore, different standards across regions lead to a fragmented market and to incompatible systems.²

Some parts of the industry are pushing de-facto standards. Others are pushing them into international standardization bodies (ISO, IEC and ITU).

The long-term intent of this Technical Report is to identify and classify the various specifications and standards for intelligent home systems.

A taxonomy for the functions of an intelligent home is the basis for common understanding of the different parties involved. The application of the taxonomy should allow answering the following questions in a terminology understood by all players.

- What is the scope of a specification?
- Where are specifications missing?
- Where do competing specifications occur?
- Are there regional differences in requirements?

A.2 Integration trends

In order to achieve the integration of services and devices, two integration points are emerging: one in the backend for service integration and one in the home for device and network integration. Figure A.2 shows the two integration points.

² NOTE JTC 1 (Resolution 49 of 2008) notes the nature of standardisation is to attract innovative ideas from multiple sources, choose the best ones and quantify them in specifications that facilitate widespread use. Further consistent with ISO's and IEC's "one standard" principle (for example TMB's policy and principal statement on global relevance), there are times when one standard is all that is required instances where multiple standards make the most sense to respond to market requirements and to the need of our society.

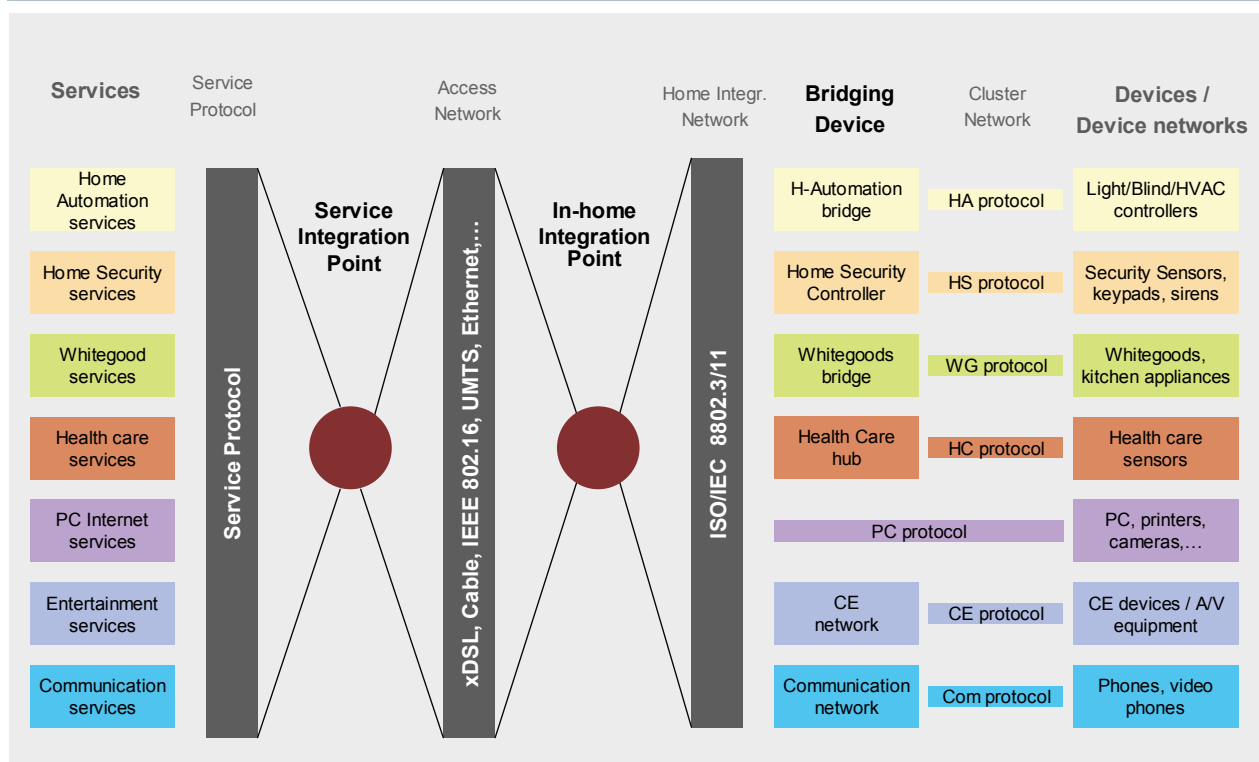


Figure A.2 – Emerging integration points for services and devices

The outlined path from the services to the devices is one possible base for classification base in a taxonomy. See dimension 5 in the following clause.

A.3 Taxonomy

A.3.1 Concept

Basically a taxonomy is a classification of entities into larger categories, in this case specifications for intelligent homes. Considering the many aspects of intelligent home specifications, a multi-dimensional classification is necessary.

The following paragraphs provide several aspects or dimensions, that can be useful in the classification of intelligent home specifications.

A.3.2 Example of a taxonomy with three dimensions

One example of a taxonomy could classify the specifications along three dimensions. The example shown in Figure A.3 uses dimensions 2 (cluster), 5 (service path) and 6 (regions), which provide a good visualization of overlapping specifications and white spaces. For visual representation, a color-coded 2-D diagram is used.

The first axis uses dimension 5, the end-to-end service delivery path from a service provider to a device in the home. The second axis denotes dimension 2, the application areas (cluster). A

third dimension can be added to differentiate regional markets (dimension 6). For better visualization, this dimension is color coded.

The other classifications can be used for deeper analysis, especially to find additional missing standardization aspects.

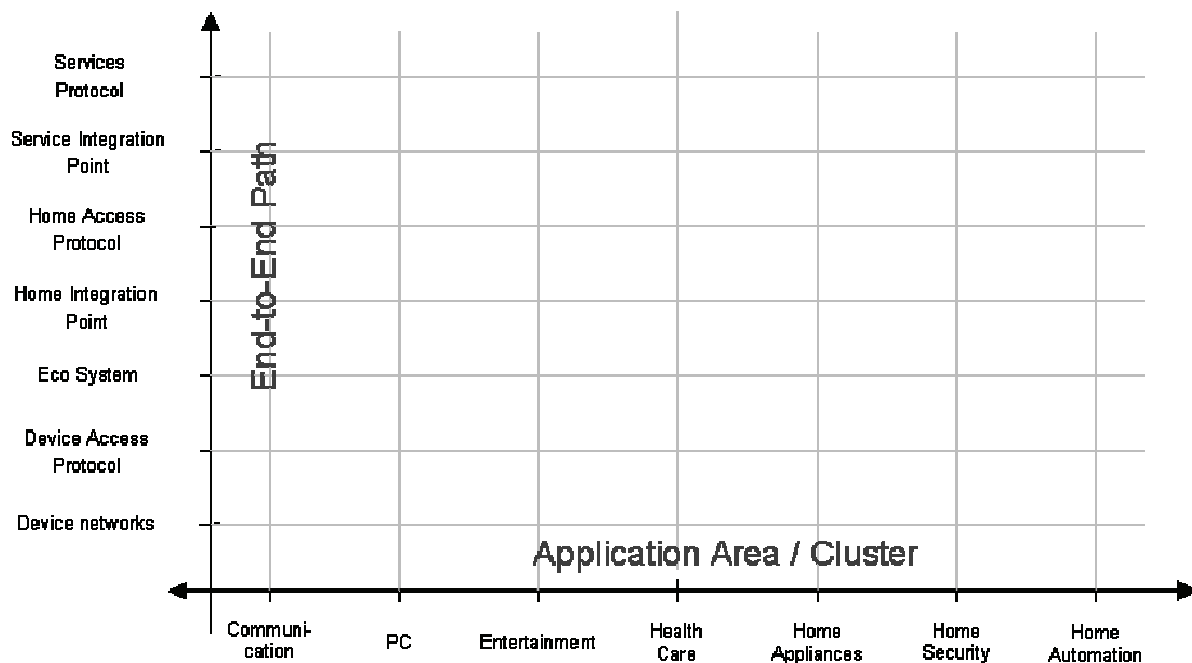


Figure A.3 – Axes of the intelligent home standards taxonomy

Existing and upcoming standards can be placed in the space. Overlapping areas indicate competing standards and white spaces indicate missing standardization areas.

A.3.3 Definition

The main axis is derived from the end-to-end service delivery path along the communication from a residential service to a device in the home. See Figure A.4.

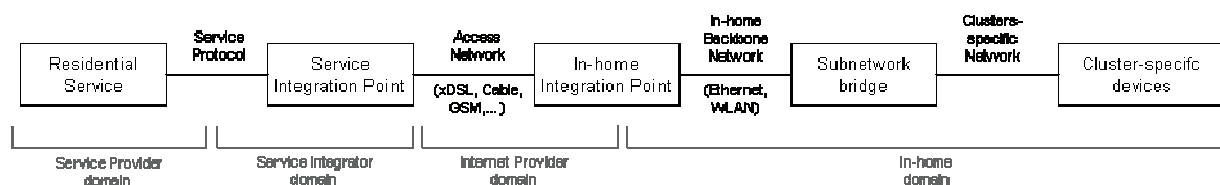


Figure A.4 – Service delivery path

The definition of the service delivery path follows the concept of two integration points: one at a service provider's backend (integrated multiple services) and one integration platform in the home (integrating different devices and networks).

Residential service: an implementation of a value-added service. Can be purely network-based (e.g. information service), or used in combination with in-home devices. Services can be accessed by the service protocol. Example of a residential service is an alarm verification service for home security systems.

Services protocol: the protocol(s) to access services.

Service integration point: realizes common functions for services as billing, logging, service subscription, service deployment, remote access and common user interface.

Access network: network for homes to access the internet (as xDSL, Cable, GSM, WiMax,...)

Key aspects in the intelligent home of the access networks are the protocols on top of the standard IP connectivity to access the home, the devices and from the home the services. Therefore the taxonomy uses Home Access Protocol as the main aspect of this point in the service delivery chain.

Home Access Protocol: protocol between the service integration point and the in-home integration point. Defines secure remote access, remote management and local service provisioning.

In-home integration point: integrating home devices and networks, running local service implementations (examples are schedulers, comfort scenes,...)

In-home backbone network: the in-home network for internet access is driven by PC networks as Ethernet and WLAN. These are the typical interfaces of internet access devices (as router, DSL- or cable modems). Other networks can be attached by sub-network bridges (as powerline, other radio networks, twisted pair cabling). The sub-networks typically do not support IP technology.

Also here the main aspect is on the protocol to access a certain device (the Device Access Protocol)

Device Access Protocol: Protocols for device functionality (start, stop, program,...)

Another set of standards define the use of the Device Access Protocols to form an eco-system between different device categories (e.g. between PC and consumer electronics).

Eco system: standards for device to device applications (e.g. specific scenarios as music streaming from PC to a TV)

Device network: physical protocol for device connectivity (wire, wireless). This is the category where the greatest diversity of standards exists. Diversity is high (each cluster has different standards), also the overlap is high (competing standards in different regions and by different vendors).

A.4 Application

Figure A.5 shows the application of the example taxonomy with a selection of intelligent home specifications.

Potential key standards (crossing multiple clusters) can be easily identified, but also missing specification areas (as health care and home security).

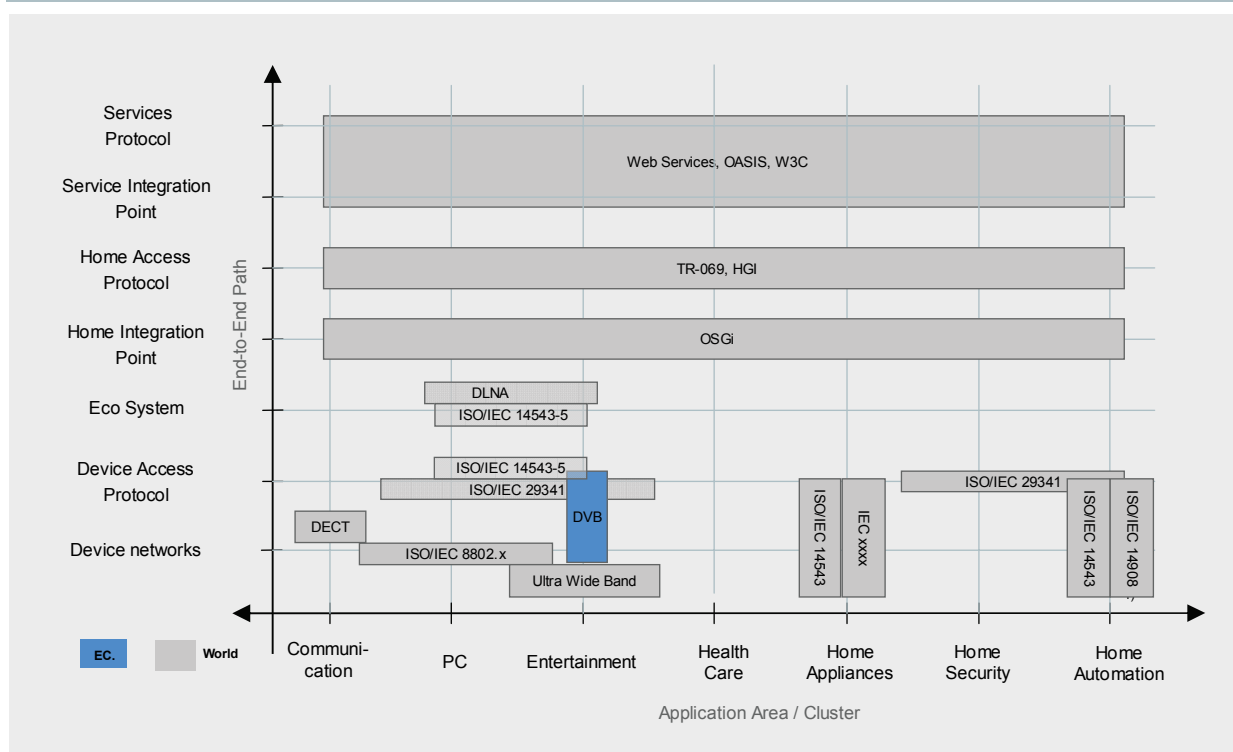


Figure A.5 – Existing specifications in the example taxonomy

Bibliography

IEC 62216, *Digital terrestrial television receivers for the DVB-T system*

IEC 62481-1, *Digital living network alliance (DLNA) home networked device interoperability guidelines – Part 1: Architecture and protocols*

IEC 62481-2, *Digital living network alliance (DLNA) home networked device interoperability guidelines – Part 2: DLNA media formats*

IEC xxxx, *Guidelines for networked home appliances* (proposed new work)

ISO/IEC 8802-1, *Information technology – Telecommunications and information exchange between systems – Local and metropolitan area networks – Specific requirements – Part 1: Overview of Local Area Network Standards*

ISO/IEC 8802-2, *Information technology – Telecommunications and information exchange between systems – Local and metropolitan area networks – Specific requirements – Part 2: Logical link control*

ISO/IEC 8802-3, *Information technology – Telecommunications and information exchange between systems – Local and metropolitan area networks – Specific requirements – Part 3: Carrier sense multiple access with collision detection (CSMA/CD) access method and physical layer specifications*

ISO/IEC 8802-5, *Information technology – Telecommunications and information exchange between systems – Local and metropolitan area networks – Specific requirements – Part 5: Token ring access method and physical layer specifications*

ISO/IEC 8802-11, *Information technology – Telecommunications and information exchange between systems – Local and metropolitan area networks – Specific requirements – Part 11: Wireless LAN Medium Access Control (MAC) and Physical Layer (PHY) specifications*

ISO/IEC 14543-2-1:2006, *Information technology – Home electronic system (HES) architecture – Part 2-1: Introduction and device modularity*

ISO/IEC 14543-3-1:2006, *Information technology – Home electronic system (HES) architecture – Part 3-1: Communication layers – Application layer for network based control of HES Class 1*

ISO/IEC 14543-3-2:2006, *Information technology – Home Electronic System (HES) Architecture – Part 3-2: Communication layers – Transport, network and general parts of data link layer for network based control of HES Class 1*

ISO/IEC 14543-3-3:2007, *Information technology – Home electronic system (HES) architecture – Part 3-3: User process for network based control of HES Class 1*

ISO/IEC 14543-3-4:2007, *Information technology – Home electronic system (HES) architecture – Part 3-4: System management – Management procedures for network based control of HES Class 1*

ISO/IEC 14543-3-5:2007, *Information technology – Home electronic system (HES) architecture – Part 3-5: Media and media dependent layers – Power line for network based control of HES Class 1*

ISO/IEC 14543-3-6:2007, *Information technology – Home electronic system (HES) architecture – Part 3-6: Media and media dependent layers – Twisted pair for network based control of HES Class 1*

ISO/IEC 14543-3-7:2007, *Information technology – Home electronic system (HES) architecture – Part 3-7: Media and media dependent layers – Radio frequency for network based control of HES Class 1*

ISO/IEC TR 14543-4:2002, *Information technology – Home electronic system (HES) architecture – Part 4: Home and building automation in a mixed-use building*

ISO/IEC 14543-4-1:2008, *Information technology – Home electronic system (HES) architecture – Part 4-1: Communication layers – Application layer for network enhanced control devices of HES Class 1*

ISO/IEC 14543-4-2:2008, *Information technology – Home electronic system (HES) architecture – Part 4-2: Communication layers – Transport, network and general parts of data link layer for network enhanced control devices of HES Class 1*

ISO/IEC 14543-5-1, *Information technology – Home electronic system (HES) architecture – Part 5-1: Intelligent grouping and resource sharing for Class 2 and Class 3 – Core protocol* (under consideration)

ISO/IEC 14543-5-3, *Information technology – Home electronic system (HES) architecture – Part 5-3: Intelligent grouping and resource sharing for HES Class 2 and Class 3 – Basic Application* (under consideration)

ISO/IEC 14543-5-4, *Information technology – Home electronic system (HES) architecture – Part 5-4: Intelligent grouping and resource sharing for HES Class 2 and Class 3 – Device validation* (under consideration)

ISO/IEC 14543-5-5, *Information technology – Home electronic system (HES) architecture – Part 5-5: Intelligent grouping and resource sharing for HES Class 2 and Class 3 – Device type* (under consideration)

ISO/IEC 14543-5-6, *Information technology – Home electronic system (HES) architecture – Part 5-6: Intelligent grouping and resource sharing for HES Class 2 and Class 3 – Service type* (under consideration)

ISO/IEC 14543-5-21, *Information technology – Home electronic system (HES) architecture – Part 5-21: Intelligent grouping and resource sharing for HES Class 2 and Class 3 – Application Profile – AV Profile* (under consideration)

ISO/IEC 14543-5-22, *Information technology – Home electronic system (HES) architecture – Part 5-22: Intelligent grouping and resource sharing for HES Class 2 and Class 3 – Application profile – File profile* (under consideration)

ISO/IEC 14908-1, *Open data communication in building automation, controls and building management – Control network protocol – Part 1: Protocol stack* (in preparation)

ISO/IEC 14908-2, *Open data communication in building automation, controls and building management – Control network protocol – Part 2: Twisted pair communication* (in preparation)

ISO/IEC 14908-3, *Open data communication in building automation, controls and building management – Control network protocol – Part 3: Power line channel* (in preparation)

ISO/IEC 14908-4, *Open data communication in building automation, controls and building management – Control network protocol – Part 4: IP communication* (in preparation)

ISO/IEC 29341-1:2008, *Information technology – UPnP Device Architecture – Part 1: UPnP Device Architecture Version 1.0*

ISO/IEC 29341-2:2008, *Information technology – UPnP Device Architecture – Part 2: Basic Device Control Protocol – Basic Device*

ISO/IEC 29341-3-1:2008, *Information technology – UPnP Device Architecture – Part 3-1: Audio Video Device Control Protocol – Audio Video Architecture*

ISO/IEC 29341-3-2:2008, *Information technology – UPnP Device Architecture – Part 3-2: Audio Video Device Control Protocol – Media Renderer Device*

ISO/IEC 29341-3-3:2008, *Information technology – UPnP Device Architecture – Part 3-3: Audio Video Device Control Protocol – Media Server Device*

ISO/IEC 29341-3-10:2008, *Information technology – UPnP Device Architecture – Part 3-10: Audio Video Device Control Protocol – Audio Video Transport Service*

ISO/IEC 29341-3-11:2008, *Information technology – UPnP Device Architecture – Part 3-11: Audio Video Device Control Protocol – Connection Manager Service*

ISO/IEC 29341-3-12:2008, *Information technology – UPnP Device Architecture – Part 3-12: Audio Video Device Control Protocol – Content Directory Service*

ISO/IEC 29341-3-13:2008, *Information technology – UPnP Device Architecture – Part 3-13: Audio Video Device Control Protocol – Rendering Control Service*

ISO/IEC 29341-4-2:2008, *Information technology – UPnP Device Architecture – Part 4-2: Audio Video Device Control Protocol – Level 2 – Media Renderer Device*

ISO/IEC 29341-4-3:2008, *Information technology – UPnP Device Architecture – Part 4-3: Audio Video Device Control Protocol – Level 2 – Media Server Device*

ISO/IEC 29341-4-4:2008, *Information technology – UPnP Device Architecture – Part 4-4: Audio Video Device Control Protocol – Level 2 – Audio Video Data Structures*

ISO/IEC 29341-4-10:2008, *Information technology – UPnP Device Architecture – Part 4-10: Audio Video Device Control Protocol – Level 2 – Audio Video Transport Service*

ISO/IEC 29341-4-11:2008, *Information technology – UPnP Device Architecture – Part 4-11: Audio Video Device Control Protocol – Level 2 – Connection Manager Service*

ISO/IEC 29341-4-12:2008, *Information technology – UPnP Device Architecture – Part 4-12: Audio Video Device Control Protocol – Level 2 – Content Directory Service*

ISO/IEC 29341-4-13:2008, *Information technology – UPnP Device Architecture – Part 4-13: Audio Video Device Control Protocol – Level 2 – Rendering Control Service*

ISO/IEC 29341-4-14:2008, *Information technology – UPnP Device Architecture – Part 4-14: Audio Video Device Control Protocol – Level 2 – Scheduled Recording Service*

ISO/IEC 29341-5-1:2008, *Information technology – UPnP Device Architecture – Part 5-1: Digital Security Camera Device Control Protocol – Digital Security Camera Device*

ISO/IEC 29341-5-10:2008, *Information technology – UPnP Device Architecture – Part 5-10: Digital Security Camera Device Control Protocol – Digital Security Camera Motion Image Service*

ISO/IEC 29341-5-11:2008, *Information technology – UPnP Device Architecture – Part 5-11: Digital Security Camera Device Control Protocol – Digital Security Camera Settings Service*

ISO/IEC 29341-5-12:2008, *Information technology – UPnP Device Architecture – Part 5-12: Digital Security Camera Device Control Protocol – Digital Security Camera Still Image Service*

ISO/IEC 29341-6-1:2008, *Information technology – UPnP Device Architecture – Part 6-1: Heating, Ventilation, and Air Conditioning Device Control Protocol – System Device*

ISO/IEC 29341-6-2:2008, *Information technology – UPnP Device Architecture – Part 6-2: Heating, Ventilation, and Air Conditioning Device Control Protocol – Zone Thermostat Device*

ISO/IEC 29341-6-10:2008, *Information technology – UPnP Device Architecture – Part 6-10: Heating, Ventilation and Air Conditioning Device Control Protocol – Control Valve Service*

ISO/IEC 29341-6-11:2008, *Information technology – UPnP Device Architecture – Part 6-11: Heating, Ventilation and Air Conditioning Device Control Protocol – Fan Operating Mode Service*

ISO/IEC 29341-6-12:2008, *Information technology – UPnP Device Architecture – Part 6-12: Heating, Ventilation and Air Conditioning Device Control Protocol – Fan Speed Service*

ISO/IEC 29341-6-13:2008, *Information technology – UPnP Device Architecture – Part 6-13: Heating, Ventilation and Air Conditioning Device Control Protocol – House Status Service*

ISO/IEC 29341-6-14:2008, *Information technology – UPnP Device Architecture – Part 6-14: Heating, Ventilation and Air Conditioning Device Control Protocol – Setpoint Schedule Service*

ISO/IEC 29341-6-15:2008, *Information technology – UPnP Device Architecture – Part 6-15: Heating, Ventilation and Air Conditioning Device Control Protocol – Temperature Sensor Service*

ISO/IEC 29341-6-16:2008, *Information technology – UPnP Device Architecture – Part 6-16: Heating, Ventilation and Air Conditioning Device Control Protocol – Temperature Setpoint Service*

ISO/IEC 29341-6-17:2008, *Information technology – UPnP Device Architecture – Part 6-17: Heating, Ventilation and Air Conditioning Device Control Protocol – User Operating Mode Service*

ISO/IEC 29341-7-1:2008, *Information technology – UPnP Device Architecture – Part 7-1: Lighting Device Control Protocol – Binary Light Device*

ISO/IEC 29341-7-2:2008, *Information technology – UPnP Device Architecture – Part 7-2: Lighting Device Control Protocol – Dimmable Light Device*

ISO/IEC 29341-7-10:2008, *Information technology – UPnP Device Architecture – Part 7-10: Lighting Device Control Protocol – Dimming Service*

ISO/IEC 29341-7-11:2008, *Information technology – UPnP Device Architecture – Part 7-11: Lighting Device Control Protocol – Switch Power Service*

ISO/IEC 29341-8-1:2008, *Information technology – UPnP Device Architecture – Part 8-1: Internet Gateway Device Control Protocol – Internet Gateway Device*

ISO/IEC 29341-8-2:2008, *Information technology – UPnP Device Architecture – Part 8-2: Internet Gateway Device Control Protocol – Local Area Network Device*

ISO/IEC 29341-8-3:2008, *Information technology – UPnP Device Architecture – Part 8-3: Internet Gateway Device Control Protocol – Wide Area Network Device*

ISO/IEC 29341-8-4:2008, *Information technology – UPnP Device Architecture – Part 8-4: Internet Gateway Device Control Protocol – Wide Area Network Connection Device*

ISO/IEC 29341-8-5:2008, *Information technology – UPnP Device Architecture – Part 8-5: Internet Gateway Device Control Protocol – Wireless Local Area Network Access Point Device*

ISO/IEC 29341-8-10:2008, *Information technology – UPnP Device Architecture – Part 8-10: Internet Gateway Device Control Protocol – Local Area Network Host Configuration Management Service*

ISO/IEC 29341-8-11:2008, *Information technology – UPnP Device Architecture – Part 8-11: Internet Gateway Device Control Protocol – Layer 3 Forwarding Service*

ISO/IEC 29341-8-12:2008, *Information technology – UPnP Device Architecture – Part 8-12: Internet Gateway Device Control Protocol – Link Authentication Service*

ISO/IEC 29341-8-13:2008, *Information technology – UPnP Device Architecture – Part 8-13: Internet Gateway Device Control Protocol – Radius Client Service*

ISO/IEC 29341-8-14:2008, *Information technology – UPnP Device Architecture – Part 8-14: Internet Gateway Device Control Protocol – Wide Area Network Cable Link Configuration Service*

ISO/IEC 29341-8-15:2008, *Information technology – UPnP Device Architecture – Part 8-15: Internet Gateway Device Control Protocol – Wide Area Network Common Interface Configuration Service*

ISO/IEC 29341-8-16:2008, *Information technology – UPnP Device Architecture – Part 8-16: Internet Gateway Device Control Protocol – Wide Area Network Digital Subscriber Line Configuration Service*

ISO/IEC 29341-8-17:2008, *Information technology – UPnP Device Architecture – Part 8-17: Internet Gateway Device Control Protocol – Wide Area Network Ethernet Link Configuration Service*

ISO/IEC 29341-8-18:2008, *Information technology – UPnP Device Architecture – Part 8-18: Internet Gateway Device Control Protocol – Wide Area Network Internet Protocol Connection Service*

ISO/IEC 29341-8-19:2008, *Information technology – UPnP Device Architecture – Part 8-19: Internet Gateway Device Control Protocol – Wide Area Network Plain Old Telephone Service Link Configuration Service*

ISO/IEC 29341-8-20:2008, *Information technology – UPnP Device Architecture – Part 8-20: Internet Gateway Device Control Protocol – Wide Area Network Point-to-Point Protocol Connection Service*

ISO/IEC 29341-8-21:2008, *Information technology – UPnP Device Architecture – Part 8-21: Internet Gateway Device Control Protocol – Wireless Local Area Network Configuration Service*

ISO/IEC 29341-9-1:2008, *Information technology – UPnP Device Architecture – Part 9-1: Imaging Device Control Protocol – Printer Device*

ISO/IEC 29341-9-2:2008, *Information technology – UPnP Device Architecture – Part 9-2: Imaging Device Control Protocol – Scanner Device*

ISO/IEC 29341-9-10:2008, *Information technology – UPnP Device Architecture – Part 9-10: Imaging Device Control Protocol – External Activity Service*

ISO/IEC 29341-9-11:2008, *Information technology – UPnP Device Architecture – Part 9-11: Imaging Device Control Protocol – Feeder Service*

ISO/IEC 29341-9-12:2008, *Information technology – UPnP Device Architecture – Part 9-12: Imaging Device Control Protocol – Print Basic Service*

ISO/IEC 29341-9-13:2008, *Information technology – UPnP Device Architecture – Part 9-13: Imaging Device Control Protocol – Scan Service*

ISO/IEC 29341-10-1:2008, *Information technology – UPnP Device Architecture – Part 10-1: Quality of Service Device Control Protocol – Quality of Service Architecture*

ISO/IEC 29341-10-10:2008, *Information technology – UPnP Device Architecture – Part 10-10: Quality of Service Device Control Protocol – Quality of Service Device Service*

ISO/IEC 29341-10-11:2008, *Information technology – UPnP Device Architecture – Part 10-11: Quality of Service Device Control Protocol – Quality of Service Manager Service*

ISO/IEC 29341-10-12:2008, *Information technology – UPnP Device Architecture – Part 10-12: Quality of Service Device Control Protocol – Quality of Service Policy Holder Service*

ISO/IEC 29341-11-1:2008, *Information technology – UPnP Device Architecture – Part 11-1: Quality of Service Device Control Protocol – Level 2 – Quality of Service Architecture*

ISO/IEC 29341-11-2:2008, *Information technology – UPnP Device Architecture – Part 11-2: Quality of Service Device Control Protocol – Level 2 – Quality of Service Schemas*

ISO/IEC 29341-11-10:2008, *Information technology – UPnP Device Architecture – Part 11-10: Quality of Service Device Control Protocol – Level 2 – Quality of Service Device Service*

ISO/IEC 29341-11-11:2008, *Information technology – UPnP Device Architecture – Part 11-11: Quality of Service Device Control Protocol – Level 2 – Quality of Service Manager Service*

ISO/IEC 29341-11-12:2008, *Information technology – UPnP Device Architecture – Part 11-12: Quality of Service Device Control Protocol – Level 2 – Quality of Service Policy Holder Service*

ISO/IEC 29341-12-1:2008, *Information technology – UPnP Device Architecture – Part 12-1: Remote User Interface Device Control Protocol – Remote User Interface Client Device*

ISO/IEC 29341-12-2:2008, *Information technology – UPnP Device Architecture – Part 12-2: Remote User Interface Device Control Protocol – Remote User Interface Server Device*

ISO/IEC 29341-12-10:2008, *Information technology – UPnP Device Architecture – Part 12-10: Remote User Interface Device Control Protocol – Remote User Interface Client Service*

ISO/IEC 29341-12-11:2008, *Information technology – UPnP Device Architecture – Part 12-11: Remote User Interface Device Control Protocol – Remote User Interface Server Service*

ISO/IEC 29341-13-10:2008, *Information technology – UPnP Device Architecture – Part 13-10: Device Security Device Control Protocol – Device Security Service*

ISO/IEC 29341-13-11:2008, *Information technology – UPnP Device Architecture – Part 13-11: Device Security Device Control Protocol – Security Console Service*

EN 300 175-1, *Details and Download Digital Enhanced Cordless Telecommunications (DECT); Common Interface (CI); Part 1: Overview*

EN 300 175-2, *Details and Download Digital Enhanced Cordless Telecommunications (DECT); Common Interface (CI); Part 2: Physical Layer (PHL)*

EN 300 175-3, *Details and Download Digital Enhanced Cordless Telecommunications (DECT); Common Interface (CI); Part 3: Medium Access Control (MAC) layer*

EN 300 175-4, *Details and Download Digital Enhanced Cordless Telecommunications (DECT); Common Interface (CI); Part 4: Data Link Control (DLC) layer*

EN 300 175-5, *Details and Download Digital Enhanced Cordless Telecommunications (DECT); Common Interface (CI); Part 5: Network (NWK) layer*

EN 300 175-6, *Details and Download Digital Enhanced Cordless Telecommunications (DECT); Common Interface (CI); Part 6: Identities and addressing*

EN 300 175-7, *Details and Download Digital Enhanced Cordless Telecommunications (DECT); Common Interface (CI); Part 7: Security features*

EN 300 175-8, *Details and Download Digital Enhanced Cordless Telecommunications (DECT); Common Interface (CI); Part 8: Speech and audio coding and transmission*

EN 300 176-1, *Details and Download Digital Enhanced Cordless Telecommunications (DECT); Test specification; Part 1: Radio*

EN 300 176-2, *Details and Download Digital Enhanced Cordless Telecommunications (DECT); Test specification; Part 2: Audio and speech*

EN 300 370, *Details and Download Digital Enhanced Cordless Telecommunications (DECT); Global System for Mobile communications (GSM); DECT/GSM Interworking Profile (IWP); Access and mapping (protocol/procedure description for 3,1 kHz speech service)*

EN 300 434-1, *Details and Download Digital Enhanced Cordless Telecommunications (DECT); Integrated Services Digital Network (ISDN); DECT/ISDN interworking for end system configuration; Part 1: Interworking specification*

EN 300 434-2, *Details and Download Digital Enhanced Cordless Telecommunications (DECT); Integrated Services Digital Network (ISDN); DECT/ISDN interworking for end system configuration; Part 2: Access profile*

EN 300 444, *Details and Download Digital Enhanced Cordless Telecommunications (DECT); Generic Access Profile (GAP)*

EN 300 466, *Details and Download Digital Enhanced Cordless Telecommunications (DECT); Global System for Mobile communications (GSM); DECT/GSM Interworking Profile (IWP); General description of service requirements; Functional capabilities and information flows*

EN 300 468, *Digital Video Broadcasting (DVB); Specification for Service Information (SI) in DVB systems*

EN 300 472, *Digital Video Broadcasting (DVB); Specification for conveying ITU-R System B Teletext in DVB bitstreams*

EN 300 474-1, *Details and Download Digital Enhanced Cordless Telecommunications (DECT); Generic Access Profile (GAP); Profile requirement list and profile specific Implementation Conformance Statement (ICS) proforma; Part 1: Portable radio Termination (PT)*

EN 300 474-2, *Details and Download Digital Enhanced Cordless Telecommunications (DECT); Generic Access Profile (GAP); Profile requirement list and profile specific Implementation Conformance Statement (ICS) proforma; Part 2: Fixed radio Termination (FT)*

EN 300 476-1, *Details and Download Digital Enhanced Cordless Telecommunications (DECT); Common Interface (CI); Protocol Implementation Conformance Statement (PICS) proforma; Part 1: Network (NWK) layer – Portable radio Termination (PT)*

EN 300 476-2, *Details and Download Digital Enhanced Cordless Telecommunications (DECT); Common Interface (CI); Protocol Implementation Conformance Statement (PICS) proforma; Part 2: Data Link Control (DLC) layer – Portable radio Termination (PT)*

EN 300 476-3, *Details and Download Digital Enhanced Cordless Telecommunications (DECT); Common Interface (CI); Protocol Implementation Conformance Statement (PICS) proforma; Part 3: Medium Access Control (MAC) layer – Portable radio Termination (PT)*

EN 300 476-4, *Details and Download Digital Enhanced Cordless Telecommunications (DECT); Common Interface (CI); Protocol Implementation Conformance Statement (PICS) proforma; Part 4: Network (NWK) layer – Fixed radio Termination (FT)*

EN 300 476-5, *Details and Download Digital Enhanced Cordless Telecommunications (DECT); Common Interface (CI); Protocol Implementation Conformance Statement (PICS) proforma; Part 5: Data Link Control (DLC) layer – Fixed radio Termination (FT)*

EN 300 476-6, *Details and Download Digital Enhanced Cordless Telecommunications (DECT); Common Interface (CI); Protocol Implementation Conformance Statement (PICS) proforma; Part 6: Medium Access Control (MAC) layer – Fixed radio Termination (FT)*

EN 300 476-7, *Details and Download Digital Enhanced Cordless Telecommunications (DECT); Common Interface (CI); Protocol Implementation Conformance Statement (PICS) proforma; Part 7: Physical layer*

EN 300 494-1, *Details and Download Digital Enhanced Cordless Telecommunications (DECT); Generic Access Profile (GAP); Profile Test Specification (PTS); Part 1: Summary*

EN 300 494-2, *Details and Download Digital Enhanced Cordless Telecommunications (DECT); Generic Access Profile (GAP); Profile Test Specification (PTS); Part 2: Profile Specific Test Specification (PSTS) – Portable radio Termination (PT)*

EN 300 494-3, *Details and Download Digital Enhanced Cordless Telecommunications (DECT); Generic Access Profile (GAP); Profile Test Specification (PTS); Part 3: Profile Specific Test Specification (PSTS) – Fixed radio Termination (FT)*

EN 300 497-1, *Details and Download Digital Enhanced Cordless Telecommunications (DECT); Common Interface (CI); Test Case Library (TCL); Part 1: Test Suite Structure (TSS) and Test Purposes (TP) for Medium Access Control (MAC) layer*

EN 300 497-2, *Details and Download Digital Enhanced Cordless Telecommunications (DECT); Common Interface (CI); Test Case Library (TCL); Part 2: Abstract Test Suite (ATS) for Medium Access Control (MAC) layer – Portable radio Termination (PT)*

EN 300 497-3, *Details and Download Digital Enhanced Cordless Telecommunications (DECT); Common Interface (CI); Test Case Library (TCL); Part 3: Abstract Test Suite (ATS) for Medium Access Control (MAC) layer – Fixed radio Termination (FT)*

EN 300 497-4, *Details and Download Digital Enhanced Cordless Telecommunications (DECT); Common Interface (CI); Test Case Library (TCL); Part 4: Test Suite Structure (TSS) and Test Purposes (TP) – Data Link Control (DLC) layer*

EN 300 497-5, *Details and Download Digital Enhanced Cordless Telecommunications (DECT); Common Interface (CI); Test Case Library (TCL); Part 5: Abstract Test Suite (ATS) – Data Link Control (DLC) layer*

EN 300 497-6, *Details and Download Digital Enhanced Cordless Telecommunications (DECT); Common Interface (CI); Test Case Library (TCL); Part 6: Test Suite Structure (TSS) and Test Purposes (TP) – Network (NWK) layer - Portable radio Termination (PT)*

EN 300 497-7, *Details and Download Digital Enhanced Cordless Telecommunications (DECT); Common Interface (CI); Test Case Library (TCL); Part 7: Abstract Test Suite (ATS) for Network (NWK) layer – Portable radio Termination (PT)*

EN 300 497-8, *Details and Download Digital Enhanced Cordless Telecommunications (DECT); Common Interface (CI); Test Case Library (TCL); Part 8: Test Suite Structure (TSS) and Test Purposes (TP) – Network (NWK) layer -Fixed radio Termination (FT)*

EN 300 497-9, *Details and Download Digital Enhanced Cordless Telecommunications (DECT); Common Interface (CI); Test Case Library (TCL); Part 9: Abstract Test Suite (ATS) for Network (NWK) layer – Fixed radio Termination (FT)*

EN 300 700, *Details and Download Digital Enhanced Cordless Telecommunications (DECT); Wireless Relay Station (WRS)*

EN 300 703, *Details and Download Digital Enhanced Cordless Telecommunications (DECT); Global System for Mobile communications (GSM); DECT/GSM Interworking Profile (IWP); GSM Phase 2 supplementary services implementation*

EN 300 743, *Digital Video Broadcasting (DVB); Subtitling systems*

EN 300 744, *Digital Video Broadcasting (DVB); Framing structure, channel coding and modulation for digital terrestrial television*

EN 300 757, *Details and Download Digital Enhanced Cordless Telecommunications (DECT); Low Rate Messaging Service (LRMS) including Short Messaging Service (SMS)*

EN 300 765-1, *Details and Download Digital Enhanced Cordless Telecommunications (DECT); Radio in the Local Loop (RLL) Access Profile (RAP); Part 1: Basic telephony services*

EN 300 765-2, *Details and Download Digital Enhanced Cordless Telecommunications (DECT); Radio in the Local Loop (RLL) Access Profile (RAP); Part 2: Advanced telephony services*

EN 300 822, *Details and Download Digital Enhanced Cordless Telecommunications (DECT); Integrated Services Digital Network (ISDN); DECT/ISDN interworking for intermediate system configuration; Interworking and profile specification*

EN 300 824, *Details and Download Digital Enhanced Cordless Telecommunications (DECT); Cordless Terminal Mobility (CTM); CTM Access Profile (CAP)*

EN 301 192, *Digital Video Broadcasting (DVB); DVB specification for data broadcasting*

EN 301 238, *Details and Download Digital Enhanced Cordless Telecommunications (DECT); Data Services Profile (DSP); Isochronous data bearer services with roaming mobility (service type D, mobility class*

EN 301 239, *Details and Download Digital Enhanced Cordless Telecommunications (DECT); Data Services Profile (DSP); Isochronous data bearer services for closed user groups (service type D, mobility class 1)*

EN 301 241-1, *Details and Download Digital Enhanced Cordless Telecommunications (DECT); Integrated Services Digital Network (ISDN); DECT/ISDN interworking for intermediate system configuration; Profile Implementation Conformance Statement (ICS); Part 1: Portable radio Termination (PT)*

EN 301 241-2, *Details and Download Digital Enhanced Cordless Telecommunications (DECT); Integrated Services Digital Network (ISDN); DECT/ISDN interworking for intermediate system configuration; Profile Implementation Conformance Statement (ICS); Part 2: Fixed radio Termination (FT)*

EN 301 242, *Details and Download Digital Enhanced Cordless Telecommunications (DECT); Global System for Mobile communications (GSM); DECT/GSM integration based on dual-mode terminals*

EN 301 361-1, *Details and Download Digital Enhanced Cordless Telecommunications (DECT); Integrated Services Digital Network (ISDN); ISDN Mobility protocol Interworking specification Profile (IMIP); Part 1: DECT/ISDN interworking for Cordless Terminal Mobility (CTM) support*

EN 301 361-2, *Details and Download Digital Enhanced Cordless Telecommunications (DECT); Integrated Services Digital Network (ISDN); ISDN Mobility protocol Interworking specification Profile (IMIP); Part 2: DECT/ISDN interworking for Global System for Mobile communications (GSM) support*

EN 301 371-1, *Details and Download Digital Enhanced Cordless Telecommunications (DECT); Cordless Terminal Mobility (CTM); CTM Access Profile (CAP); Profile Test Specification (PTS); Part 1: Summary*

EN 301 371-2, *Details and Download Digital Enhanced Cordless Telecommunications (DECT); Cordless Terminal Mobility (CTM); CTM Access Profile (CAP); Profile Test Specification (PTS); Part 2: Profile Specific Test Specification (PSTS) - Portable radio Termination (PT)*

EN 301 371-3, *Details and Download Digital Enhanced Cordless Telecommunications (DECT); Cordless Terminal Mobility (CTM); CTM Access Profile (CAP); Profile Test Specification (PTS); Part 3: Profile Specific Test Specification (PSTS) - Fixed radio Termination (FT)*

EN 301 406, *Details and Download Digital Enhanced Cordless Telecommunications (DECT); Harmonized EN for Digital Enhanced Cordless Telecommunications (DECT) covering the essential requirements under article 3.2 of the R&TTE Directive; Generic radio Generic radio - high speed packet access update*

EN 301 439, *Details and Download Digital Enhanced Cordless Telecommunications (DECT); Global System for Mobile communications (GSM); Attachment requirements for DECT/GSM dual-mode terminal equipment*

EN 301 440, *Details and Download Digital Enhanced Cordless Telecommunications (DECT); Integrated Services Digital Network (ISDN); Attachment requirements for terminal equipment for DECT/ISDN interworking profile applications*

EN 301 469-1, *Details and Download Digital Enhanced Cordless Telecommunications (DECT); DECT Packet Radio Service (DPRS) Test Case Library (TCL); Part 1: Test Suite Structure (TSS) and Test Purposes (TP) – Medium Access Control (MAC) layer*

EN 301 469-2, *Details and Download Digital Enhanced Cordless Telecommunications (DECT); DECT Packet Radio Service (DPRS) Test Case Library (TCL); Part 2: Abstract Test Suite (ATS) - Medium Access Control (MAC) layer – Portable radio Termination (PT)*

EN 301 469-3, *Details and Download Digital Enhanced Cordless Telecommunications (DECT); DECT Packet Radio Service (DPRS) Test Case Library (TCL); Part 3: Abstract Test Suite (ATS) - Medium Access Control (MAC) layer – Fixed radio Termination (FT)*

EN 301 469-4, *Details and Download Digital Enhanced Cordless Telecommunications (DECT); DECT Packet Radio Service (DPRS) Test Case Library (TCL); Part 4: Test Suite Structure (TSS) and Test Purposes (TP) – Data Link Control (DLC) layer*

EN 301 469-5, *Details and Download Digital Enhanced Cordless Telecommunications (DECT); DECT Packet Radio Service (DPRS) Test Case Library (TCL); Part 5: Abstract Test Suite (ATS) - Data Link Control (DLC) layer – Portable radio Termination (PT)*

EN 301 469-6, *Details and Download Digital Enhanced Cordless Telecommunications (DECT); DECT Packet Radio Service (DPRS) Test Case Library (TCL); Part 6: Abstract Test Suite (ATS) - Data Link Control (DLC) layer – Fixed radio Termination (FT)*

EN 301 469-7, *Details and Download Digital Enhanced Cordless Telecommunications (DECT); DECT Packet Radio Service (DPRS) Test Case Library (TCL); Part 7: Test Suite Structure (TSS) and Test Purposes (TP) – Network (NWK) layer*

EN 301 469-8, *Details and Download Digital Enhanced Cordless Telecommunications (DECT); DECT Packet Radio Service (DPRS) Test Case Library (TCL); Part 8: Abstract Test Suite (ATS) - Network (NWK) layer – Portable radio Termination (PT)*

EN 301 469-9, *Details and Download Digital Enhanced Cordless Telecommunications (DECT); DECT Packet Radio Service (DPRS) Test Case Library (TCL); Part 9: Abstract Test Suite (ATS) - Network (NWK) layer – Fixed radio Termination (FT)*

EN 301 614-1, *Details and Download Digital Enhanced Cordless Telecommunications (DECT); Integrated Services Digital Network (ISDN); DECT/ISDN interworking for intermediate system configuration; Part 1: Profile Test Specification (PTS) summary*

EN 301 614-2, *Details and Download Digital Enhanced Cordless Telecommunications (DECT); Integrated Services Digital Network (ISDN); DECT/ISDN interworking for intermediate system configuration; Part 2: Profile Specific Test Specification (PSTS) for Portable radio Termination (PT)*

EN 301 614-3, *Details and Download Digital Enhanced Cordless Telecommunications (DECT); Integrated Services Digital Network (ISDN); DECT/ISDN interworking for intermediate system configuration; Part 3: Profile Specific Test Specification (PSTS) for Fixed radio Termination (FT)*

EN 301 649, *Details and Download Digital Enhanced Cordless Telecommunications (DECT); DECT Packet Radio Service (DPRS)*

EN 301 650, *Digital Enhanced Cordless Telecommunications (DECT); DECT Multimedia Access Profile (DMAP); Application Specific Access Profile (ASAP)*

EN 301 755, *Digital Video Broadcasting (DVB); Specification for the carriage of Vertical Blanking Information (VBI) data in DVB bitstreams*

EN 301 790, *Digital Video Broadcasting (DVB); Interaction channel for satellite distribution systems*

EN 301 908-10, *Electromagnetic compatibility and Radio spectrum Matters (ERM); Base Stations (BS), Repeaters and User Equipment (UE) for IMT-2000 Third-Generation cellular networks; Part 10: Harmonized EN for IMT-2000, FDMA/TDMA (DECT) covering essential requirements of article 3.2 of the R&TTE Directive*

EN 301 958, *Digital Video Broadcasting (DVB); Interaction channel for Digital Terrestrial Television (RCT) incorporating Multiple Access OFDM*

EN 302 304, *Digital Video Broadcasting (DVB); Transmission System for Handheld Terminals (DVB-H)*

EN 302 307, *Digital Video Broadcasting (DVB); Second generation framing structure, channel coding and modulation systems for Broadcasting, Interactive Services, News Gathering and other broadband satellite applications (DVB-S2)*

EN 302 583, *Digital Video Broadcasting (DVB); Framing Structure, channel coding and modulation for Satellite Services to Handheld devices (SH) below 3 GHz*

EN 302 755, *Digital Video Broadcasting (DVB); Frame structure channel coding and modulation for a second generation digital terrestrial television broadcasting system (DVB-T2)*

ETS 300 494-1/A1, *Details and Download Digital Enhanced Cordless Telecommunications (DECT); Generic Access Profile (GAP); Profile Test Specification (PTS); Part 1: Summary*

ETS 300 494-2/A1, *Details and Download Digital Enhanced Cordless Telecommunications (DECT); Generic Access Profile (GAP); Profile Test Specification (PTS); Part 2: Profile Specific Test Specification (PSTS) – Portable radio Termination (PT)*

ETS 300 494-3/A1, *Details and Download Digital Enhanced Cordless Telecommunications (DECT); Generic Access Profile (GAP); Profile Test Specification (PTS); Part 3: Profile Specific Test Specification (PSTS) – Fixed radio Termination (FT)*

ETS 300 497-1, *Details and Download Digital Enhanced Cordless Telecommunications (DECT); Common Interface (CI); Test Case Library (TCL); Part 1: Test Suite Structure (TSS) and Test Purposes (TP) for Medium Access Control (MAC) layer*

ETS 300 497-2, *Details and Download Digital Enhanced Cordless Telecommunications (DECT); Common Interface (CI); Test Case Library (TCL); Part 2: Abstract Test Suite (ATS) for Medium Access Control (MAC) layer – Portable radio termination (PT)*

ETS 300 497-3, *Details and Download Digital Enhanced Cordless Telecommunications (DECT); Common Interface (CI); Test Case Library (TCL); Part 3: Abstract Test Suite (ATS) for Medium Access Control (MAC) layer – Fixed radio Termination (FT)*

ETS 300 497-4, *Details and Download Digital Enhanced Cordless Telecommunications (DECT); Common Interface (CI); Test Case Library (TCL); Part 4: Test Suite Structure (TSS) and Test Purposes (TP) – Data Link Control (DLC) layer*

ETS 300 497-5, *Details and Download Digital Enhanced Cordless Telecommunications (DECT); Common Interface (CI); Test Case Library (TCL); Part 5: Abstract Test Suite (ATS) – Data Link Control (DLC) layer*

ETS 300 497-6, *Details and Download Digital Enhanced Cordless Telecommunications (DECT); Common Interface (CI); Test Case Library (TCL); Part 6: Test Suite Structure (TSS) and Test Purposes (TP) – Network (NWK) layer Portable radio Termination (PT)*

ETS 300 497-7, *Details and Download Digital Enhanced Cordless Telecommunications (DECT); Common Interface (CI); Test Case Library (TCL); Part 7: Abstract Test Suite (ATS) for Network (NWK) layer – Portable radio Termination (PT)*

ETS 300 497-8, *Details and Download Digital Enhanced Cordless Telecommunications (DECT); Common Interface (CI); Test Case Library (TCL); Part 8: Test Suite Structure (TSS) and Test Purposes (TP) – Network (NWK) layer - Fixed radio Termination (FT)*

ETS 300 497-9, *Details and Download Digital Enhanced Cordless Telecommunications (DECT); Common Interface (CI); Test Case Library (TCL); Part 9: Abstract Test Suite (ATS) for Network (NWK) layer – Fixed radio Termination (FT)*

ETS 300 700, *Details and Download Digital Enhanced Cordless Telecommunications (DECT); Wireless Relay Station (WRS)*

ETS 300 702-2, *Details and Download Digital Enhanced Cordless Telecommunications (DECT); Global System for Mobile communications (GSM); DECT/GSM Interworking Profile (IWP); Profile Test Specification (PTS); Profile Specific Test Specification (PSTS); Part 2: Portable radio Termination (PT)*

ETS 300 702-3, *Details and Download Digital Enhanced Cordless Telecommunications (DECT); Global System for Mobile communications (GSM); DECT/GSM Interworking Profile (IWP); Profile Test Specification (PTS); Profile Specific Test Specification (PSTS); Part 3: Fixed radio Termination (FT)*

ETS 300 704-1, *Details and Download Digital Enhanced Cordless Telecommunications (DECT); Global System for Mobile communications (GSM); DECT/GSM Interworking Profile (IWP); Profile Implementation Conformance Statement (ICS); Part 1: Portable radio Termination (PT)*

ETS 300 704-2, *Details and Download Digital Enhanced Cordless Telecommunications (DECT); Global System for Mobile communications (GSM); DECT/GSM Interworking Profile (IWP); Profile Implementation Conformance Statement (ICS); Part 2: Fixed radio Termination (FT)*

ETS 300 705-1, *Details and Download Digital Enhanced Cordless Telecommunications (DECT); Integrated Services Digital Network (ISDN); DECT/ISDN interworking for end system configuration; Profile Implementation Conformance Statement (ICS); Part 1: Portable radio Termination (PT)*

ETS 300 705-2, *Details and Download Digital Enhanced Cordless Telecommunications (DECT); Integrated Services Digital Network (ISDN); DECT/ISDN interworking for end system configuration; Profile Implementation Conformance Statement (ICS); Part 2: Fixed radio Termination (FT)*

ETS 300 756, *Details and Download Digital Enhanced Cordless Telecommunications (DECT); Global System for Mobile communications (GSM); DECT/GSM Interworking Profile (IWP); Implementation of bearer services*

ETS 300 758-1, *Details and Download Digital Enhanced Cordless Telecommunications (DECT); Integrated Services Digital Network (ISDN); DECT/ISDN interworking for end system configuration; Profile Test Specification (PTS); Part 1: Summary*

ETS 300 758-2, *Details and Download Digital Enhanced Cordless Telecommunications (DECT); Integrated Services Digital Network (ISDN); DECT/ISDN interworking for end system configuration; Profile Test Specification (PTS); Part 2: Profile Specific Test Specification (PSTS) for Portable radio Termination (PT)*

ETS 300 758-3, *Details and Download Digital Enhanced Cordless Telecommunications (DECT); Integrated Services Digital Network (ISDN); DECT/ISDN interworking for end system configuration; Profile Test Specification (PTS); Part 3: Profile Specific Test Specification (PSTS) for Fixed radio Termination (FT)*

ETS 300 759, *Details and Download Digital Enhanced Cordless Telecommunications (DECT); DECT Authentication Module (DAM); Test specification for DAM*

ETS 300 760, *Details and Download Digital Enhanced Cordless Telecommunications (DECT); DECT Authentication Module (DAM); Implementation Conformance Statement (ICS) proforma specification*

ETS 300 764, *Details and Download Digital Enhanced Cordless Telecommunications (DECT); Global System for Mobile communications (GSM); DECT/GSM Interworking Profile (IWP); Implementation of short message service, point-to-point and cell broadcast*

ETS 300 765-1, *Details and Download Digital Enhanced Cordless Telecommunications (DECT); Radio in the Local Loop (RLL) Access Profile (RAP); Part 1: Basic telephony services*

ETS 300 765-2, *Details and Download Digital Enhanced Cordless Telecommunications (DECT); Radio in the Local Loop (RLL) Access Profile (RAP); Part 2: Advanced telephony services*

ETS 300 787, *Details and Download Digital Enhanced Cordless Telecommunications (DECT); Global System for Mobile communications (GSM); Integrated Services Digital Network (ISDN); DECT access to GSM via ISDN; General description of service requirements*

ETS 300 788, *Details and Download Digital Enhanced Cordless Telecommunications (DECT); Global System for Mobile communications (GSM); Integrated Services Digital Network (ISDN); DECT access to GSM via ISDN; Functional capabilities and information flows*

ETS 300 792, *Details and Download Digital Enhanced Cordless Telecommunications (DECT); Global System for Mobile communications (GSM); DECT/GSM Interworking Profile (IWP); Implementation of facsimile group 3*

ETS 300 825, *Details and Download Digital Enhanced Cordless Telecommunications (DECT); 3 Volt DECT Authentication Module (DAM)*

ETSI ES 202 314-9, *Fixed network Multimedia Messaging Service (F-MMS); Part 9: Combined PSTN/ISDN and broadband access; Multimedia Message communication between a fixed network Multimedia Messaging Terminal Equipment and a Multimedia Messaging Service Centre*

ETSI TBR 006, *Details and Download Digital Enhanced Cordless Telecommunications (DECT); General terminal attachment requirements*

ETSI TBR 010, *Details and Download Digital Enhanced Cordless Telecommunications (DECT); General Terminal Attachment Requirements; Telephony Applications*

ETSI TBR 022/A1, *Details and Download Radio Equipment and Systems (RES); Attachment requirements for terminal equipment for Digital Enhanced Cordless Telecommunications (DECT) Generic Access Profile (GAP) applications*

ETSI TBR 036, *Details and Download Digital Enhanced Cordless Telecommunications (DECT); Global System for Mobile communications (GSM); DECT access to GSM Public Land Mobile Networks (PLMNs) for 3,1 kHz speech applications*

ETSI TBR 040, *Details and Download Digital Enhanced Cordless Telecommunications (DECT); Integrated Services Digital Network (ISDN); Attachment requirements for terminal equipment for DECT/ISDN interworking profile applications*

ETSI TR 101 072, *Details and Download Digital Enhanced Cordless Telecommunications (DECT); Global System for Mobile communications (GSM); DECT/GSM integration based on dual-mode terminals*

ETSI TR 101 159, *Details and Download Digital Enhanced Cordless Telecommunications (DECT); Implementing DECT in an arbitrary spectrum allocation*

ETSI TR 101 176, *Details and Download Digital Enhanced Cordless Telecommunications (DECT); Global System for Mobile communications (GSM); DECT/GSM advanced integration of DECT/GSM dual-mode terminal equipment*

ETSI TR 101 178, *Details and Download Digital Enhanced Cordless Telecommunications (DECT); A High Level Guide to the DECT Standardization*

ETSI TR 101 310, *Details and Download Digital Enhanced Cordless Telecommunications (DECT); Traffic capacity and spectrum requirements for multi-system and multi service DECT applications co-existing in a common frequency band*

ETSI TR 101 370, *Details and Download Digital Enhanced Cordless Telecommunications (DECT); Implementing DECT Fixed Wireless Access (FWA) in an arbitrary spectrum allocation*

ETSI TR 101 830-1, *Transmission and Multiplexing (TM); Spectral management on metallic access networks; Part 1 : Definitions and signal library*

ETSI TR 101 830-2, *Transmission and Multiplexing (TM); Access networks; Spectral management on metallic access networks; Part 2: Technical methods for performance evaluations*

ETSI TR 102 010, *Details and Download Digital Enhanced Cordless Telecommunications (DECT); DECT access to IP networks;*

ETSI TR 102 179, *Details and Download Digital Enhanced Cordless Telecommunications (DECT); AT command interface; High-level description*

ETSI TR 102 183, *Details and Download Digital Enhanced Cordless Telecommunications (DECT); Conformance testing on DECT equipment*

ETSI TR 102 185, *Details and Download Digital Enhanced Cordless Telecommunications (DECT); Data Services Profile (DSP); Profile overview*

ETSI TR 102 390, *Transmission and Multiplexing (TM); Access networks; Requirements for the support of Voice over DSL*

ETSI TR 102 570, *Details and Download Digital Enhanced Cordless Telecommunications (DECT); New Generation DECT; Overview and Requirements*

ETSI TR 178, *Details and Download Digital Enhanced Cordless Telecommunications (DECT); A high level guide to the DECT standardization*

ETSI TS 101 012, *Transmission and Multiplexing (TM); Broadband Access Digital Section and NT functional requirements*

ETSI TS 101 270-1, *Transmission and Multiplexing (TM); Access transmission systems on metallic access cables; Very high speed Digital Subscriber Line (VDSL); Part 1: Functional requirements*

ETSI TS 101 270-2, *Transmission and Multiplexing (TM); Access transmission systems on metallic access cables; Very High Speed Digital Subscriber Line (VDSL); Part 2: Transceiver specification*

ETSI TS 101 271, *Access, Terminals, Transmission and Multiplexing (ATTM) Access transmission system on metallic pairs; Very High Speed digital subscriber line system (VDSL2);*

ETSI TS 101 524, *Transmission and Multiplexing (TM); Access transmission system on metallic access cables; Symmetric single pair high bitrate Digital Subscriber Line (SDSL)*

ETSI TS 101 679, *Details and Download Digital Enhanced Cordless Telecommunications (DECT); Broadband Integrated Services Digital Network (B-ISDN); DECT/B-ISDN interworking*

ETSI TS 101 808-1, *Details and Download Digital Enhanced Cordless Telecommunications (DECT); Wireless Relay Station (WRS); Test Case Library (TCL); Part 1: Test Suite Structure (TSS) and Test Purposes (TP) for Medium Access Control (MAC) layer*

ETSI TS 101 808-2, *Details and Download Digital Enhanced Cordless Telecommunications (DECT); Wireless Relay Station (WRS); Test Case Library (TCL); Part 2: Abstract Test Suite (ATS) for Medium Access Control (MAC) layer – Cordless Radio Fixed Part Portable radio Termination (CRFP_PT)*

ETSI TS 101 808-3, *Details and Download Digital Enhanced Cordless Telecommunications (DECT); Wireless Relay Station (WRS); Test Case Library (TCL); Part 3: Abstract Test Suite (ATS) for Medium Access Control (MAC) layer – Cordless Radio Fixed Part Fixed radio Termination (CRFP_FT)*

ETSI TS 101 808-4, *Details and Download Digital Enhanced Cordless Telecommunications (DECT); Wireless Relay Station (WRS); Test Case Library (TCL); Part 4: Test Suite Structure (TSS) and Test Purposes (TP) – Data Link Control (DLC) layer*

ETSI TS 101 808-5, *Details and Download Digital Enhanced Cordless Telecommunications (DECT); Wireless Relay Station (WRS); Test Case Library (TCL); Part 5: Abstract Test Suite (ATS) – Data Link Control (DLC) layer; Cordless Radio Fixed Part Portable radio Termination (CRFP_PT)*

ETSI TS 101 808-6, *Details and Download Digital Enhanced Cordless Telecommunications (DECT); Wireless Relay Station (WRS); Test Case Library (TCL); Part 6: Abstract Test Suite (ATS) – Data Link Control (DLC) layer; Cordless Radio Fixed Part Fixed radio Termination (CRFP_FT)*

ETSI TS 101 808-7, *Details and Download Digital Enhanced Cordless Telecommunications (DECT); Wireless Relay Station (WRS); Test Case Library (TCL); Part 7: Test Suite Structure (TSS) and Test Purposes (TP) – Network (NWK) layer*

ETSI TS 101 808-8, *Details and Download Digital Enhanced Cordless Telecommunications (DECT); Wireless Relay Station (WRS); Test Case Library (TCL); Part 8: Abstract Test Suite (ATS) for Network (NWK) layer – Cordless Radio Fixed Part Portable radio Termination (CRFP_PT)*

ETSI TS 101 808-9, *Details and Download Digital Enhanced Cordless Telecommunications (DECT); Wireless Relay Station (WRS); Test Case Library (TCL); Part 9: Abstract Test Suite (ATS) for Network (NWK) layer – Cordless Radio Fixed Part Fixed radio Termination (CRFP_FT)*

ETSI TS 101 859-1, *Details and Download Digital Enhanced Cordless Telecommunications (DECT); DECT Multimedia Access Profile (DMAP); Application Specific Access Profile (ASAP); Profile Test Specification (PTS); Part 1: Summary*

ETSI TS 101 859-2, *Details and Download Digital Enhanced Cordless Telecommunications (DECT); DECT Multimedia Access Profile (DMAP); Application Specific Access Profile (ASAP); Profile Test Specification (PTS); Part 2: Profile Specific Test Specification (PSTS) Portable radio Termination (PT)*

ETSI TS 101 859-3, *Details and Download Digital Enhanced Cordless Telecommunications (DECT); DECT Multimedia Access Profile (DMAP); Application Specific Access Profile (ASAP); Profile Test Specification (PTS); Part 3: Profile Specific Test Specification (PSTS) – Fixed radio Termination (FT)*

ETSI TS 101 863-1, *Details and Download Digital Enhanced Cordless Telecommunications (DECT); DECT/UMTS Interworking Profile (IWP); Part 1: General description and overview*

ETSI TS 101 863-2, *Details and Download Digital Enhanced Cordless Telecommunications (DECT); DECT/UMTS Interworking Profile (IWP); Part 2: CN-FP interworking*

ETSI TS 101 863-2, *Details and Download Digital Enhanced Cordless Telecommunications (DECT); DECT/UMTS Interworking Profile (IWP); Part 2: CN-FP interworking*

ETSI TS 101 863-3, *Details and Download Digital Enhanced Cordless Telecommunications (DECT); DECT/UMTS Interworking Profile (IWP); Part 3: 3,1 kHz speech service*

ETSI TS 101 863-4, *Details and Download Digital Enhanced Cordless Telecommunications (DECT); DECT/UMTS Interworking Profile (IWP); Part 4: Supplementary services*

ETSI TS 101 863-5, *Details and Download Digital Enhanced Cordless Telecommunications (DECT); DECT/UMTS Interworking Profile (IWP); Part 5: SMS point-to-point and cell broadcast*

ETSI TS 101 863-6, *Details and Download Digital Enhanced Cordless Telecommunications (DECT); DECT/UMTS Interworking Profile (IWP); Part 6: Packet switched data*

ETSI TS 101 869-1, *Details and Download Digital Enhanced Cordless Telecommunications (DECT); DECT Packet Radio Services (DPRS); Profile requirement list and profile specific Implementation Conformance Statement (ICS) proforma; Part 1: Portable radio Termination (PT)*

ETSI TS 101 869-2, *Details and Download Digital Enhanced Cordless Telecommunications (DECT); DECT Packet Radio Services (DPRS); Profile requirement list and profile specific Implementation Conformance Statement (ICS) proforma; Part 2: Fixed radio Termination (FT)*

ETSI TS 101 871-1, *Details and Download Digital Enhanced Cordless Telecommunications (DECT); Application Specific Access Profile (ASAP); DECT Multimedia Access Profile (DMAP); Profile requirement list and profile specific Implementation Conformance Statement (ICS) proforma; Part 1: Portable radio Termination (PT)*

ETSI TS 101 871-1, *Details and Download Digital Enhanced Cordless Telecommunications (DECT); Application Specific Access Profile (ASAP); DECT Multimedia Access Profile (DMAP); Profile requirement list and profile specific Implementation Conformance Statement (ICS) proforma; Part 1: Portable radio Termination (PT)*

ETSI TS 101 871-2, *Details and Download Digital Enhanced Cordless Telecommunications (DECT); Application Specific Access Profile (ASAP); DECT Multimedia Access Profile (DMAP); Profile requirement list and profile specific Implementation Conformance Statement (ICS) proforma; Part 2: Fixed radio Termination (FT)*

ETSI TS 101 942, *Details and Download Digital Enhanced Cordless Telecommunications (DECT); DECT Packet Radio Service (DPRS); Application Specific Access Profile (ASAP): Ethernet (Eth) Interworking*

ETSI TS 101 945-1, *Details and Download Digital Enhanced Cordless Telecommunications (DECT); Data Services Profile (DSP); Isochronous data bearer services with roaming capability (Service Type D, mobility class 2); Profile requirement list and profile specific Implementation Conformance Statement (ICS) proforma; Part 1: Portable radio Termination (PT)*

ETSI TS 101 945-2, *Details and Download Digital Enhanced Cordless Telecommunications (DECT); Data Services Profile (DSP); Isochronous data bearer services with roaming capability (Service Type D, mobility class 2); Profile requirement list and profile specific Implementation Conformance Statement (ICS) proforma; Part 2: Fixed radio Termination (FT)*

ETSI TS 101 946-1, *Details and Download Digital Enhanced Cordless Telecommunications (DECT); Low Rate Messaging Service (LRMS) including Short Message Service (SMS); Profile requirement list and profile specific Implementation Conformance Statement (ICS) proforma; Part 1: Portable radio Termination (PT)*

ETSI TS 101 946-2, *Details and Download Digital Enhanced Cordless Telecommunications (DECT); Low Rate Messaging Service (LMRS) including Short Message Service (SMS); Profile requirement list and profile specific Implementation Conformance Statement (ICS) proforma; Part 2: Fixed radio Termination (FT)*

ETSI TS 101 947, *Details and Download Digital Enhanced Cordless Telecommunications (DECT); DECT Packet Radio Service (DPRS); Application Specific Access Profile (ASAP): V.24 Interworking*

ETSI TS 101 950, *Details and Download Digital Enhanced Cordless Telecommunications (DECT); DECT Packet Radio Service (DPRS); Interoperability Test Specification*

ETSI TS 101 952-2-2, *Access network xDSL transmission filters; Part 2: VDSL splitters for European deployment; Sub-part 2: Specification of the high pass part of VDSL/POTS splitters for use at the Local Exchange (LE) and the user side near the Network Termination Point (NTP)*

ETSI TS 101 952-2-3, *Access network xDSL transmission filters; Part 2: VDSL splitters for European deployment; Sub-part3: Specification of VDSL/ISDN splitters for use at the Local Exchange (LE) and the user side near the Network Termination Point (NTP)*

ETSI TS 101 952-3, *Access, Terminals, Transmission and Multiplexing (ATTM); Access network xDSL splitters for European deployment; Part 3: Generic specification of distributed filters for xDSL over POTS;*

ETSI TS 101 952-4, *Access, Terminals, Transmission and Multiplexing (ATTM); Access network xDSL splitters for European deployment; Part 4: Additional specifications for dynamic distributed filters for xDLS over POTS (under study)*

ETSI TS 101 953-1-2, *Access network xDSL transmission filters; Part 1: ADSL splitters for European deployment; Sub-part 2: Testing methods for High Pass part of ADSL/POTS splitters.*

ETSI TS 101 953-1-3, *Access network xDSL transmission filters; Part 1: ADSL splitters for European deployment; Sub-part 3: Testing methods for ADSL/ISDN splitters*

ETSI TS 101 953-2-2, *Access network xDSL transmission filters; Part 2: VDSL splitters for European deployment; Sub-part 2: Specification of Testing methods for high pass part of VDSL/POTS splitters*

ETSI TS 101 953-2-3, *Access network xDSL transmission filters; Part 2: VDSL splitters for European deployment; Sub-part 3: Specification of Testing methods for VDSL/ISDN splitters*

ETSI TS 102 011-1, *Details and Download Digital Enhanced Cordless Telecommunications (DECT); DECT Packet Radio Service (DPRS); Application Specific Access Profile (ASAP): V.24 Interworking; Profile Implementation Conformance Statement (ICS); Part 1: Portable radio Termination (PT)*

ETSI TS 102 011-2, *Details and Download Digital Enhanced Cordless Telecommunications (DECT); DECT Packet Radio Service (DPRS); Application Specific Access Profile (ASAP): V.24 Interworking; Profile Implementation Conformance Statement (ICS); Part 2: Fixed radio Termination (FT)*

ETSI TS 102 012, *Details and Download Digital Enhanced Cordless Telecommunications (DECT); DECT Packet Radio Service (DPRS); Application Specific Access Profile (ASAP): V.24 Interworking; Profile Test Specification (PTS)*

ETSI TS 102 013-1, *Details and Download Digital Enhanced Cordless Telecommunications (DECT); DECT Packet Radio Service (DPRS); Application Specific Access Profile (ASAP): Ethernet Interworking; Profile Implementation Conformance Statement (ICS); Part 1: Portable radio Termination (PT)*

ETSI TS 102 013-2, *Details and Download Digital Enhanced Cordless Telecommunications (DECT); DECT Packet Radio Service (DPRS); Application Specific Access Profile (ASAP): Ethernet Interworking; Profile Implementation Conformance Statement (ICS); Part 2: Fixed radio Termination (FT)*

ETSI TS 102 014, *Details and Download Digital Enhanced Cordless Telecommunications (DECT); DECT Packet Radio Service (DPRS); Application Specific Access Profile (ASAP): Ethernet Interworking; Profile Test Specification (PTS)*

ETSI TS 102 080, *Transmission and Multiplexing (TM); Integrated Services Digital Network (ISDN) basic rate access; Digital transmission system on metallic local lines*

ETSI TS 102 265, *Details and Download Digital Enhanced Cordless Telecommunications (DECT); DECT access to IP networks*

ETSI TS 102 314-1, *Fixed network Multimedia Messaging Service (F-MMS); Part 1: Overview*

ETSI TS 102 342, *Details and Download Digital Enhanced Cordless Telecommunications (DECT); Cordless multimedia communication system; Open Data Access Profile (ODAP)*

ETSI TS 102 342, *Details and Download Digital Enhanced Cordless Telecommunications (DECT); Cordless multimedia communication system; Open Data Access Profile (ODAP)*

ETSI TS 102 379, *Details and Download Digital Enhanced Cordless Telecommunications (DECT); Fixed network Multimedia Message Service (F-MMS) Interworking Profile*

ETSI TS 102 497, *Details and Download Digital Enhanced Cordless Telecommunications (DECT); DECT in the 1 920 MHz to 1 930 MHz Unlicensed Personal Communications Services (UPCS) frequency band; Specific requirements*

ETSI TS 102 527-1, *Details and Download Digital Enhanced Cordless Telecommunications (DECT); New Generation DECT; Part 1: Wideband speech*

ETSI TS 102 527-1, *Details and Download Digital Enhanced Cordless Telecommunications (DECT); New Generation DECT; Part 1: Wideband speech*

ETSI TS 102 527-2, *Details and Download Digital Enhanced Cordless Telecommunications (DECT); New Generation DECT; Part 2: Support of transparent IP packet data*

ETSI TS 102 527-3, *Details and Download Digital Enhanced Cordless Telecommunications (DECT); New Generation DECT; Part 3: Extended wideband speech services*

ETSI TS 102 527-4, *Details and Download Digital Enhanced Cordless Telecommunications (DECT); New Generation DECT; Part 4: Light Data Services; Software Update Over The Air (SUOTA), content downloading and HTTP based applications*

ETSI TS 183 019, *Telecommunications and Internet converged Services and Protocols for Advanced Networking (TISPAN); Network Attachment; Network Access xDSL and WLAN Access Networks; Interface Protocol Definitions*

GSM Standards and Technical Reports are available from ETSI and can be found at <http://webapp.etsi.org/WorkProgram/Expert/QueryForm.asp>

HGI-GD002-R2.01, *Remote Access Guidelines*, Home Gateway Initiative, available at <http://www.homegatewayinitiative.org/>

HGI-GD003-R2, *Parental Control in the Home*, Home Gateway Initiative, available at <http://www.homegatewayinitiative.org/>

HGI-GD004-R2, *Performance Metrics*, Home Gateway Initiative, available at <http://www.homegatewayinitiative.org/>

HGI-GD006-R2, *IMS Enabled HG*, Home Gateway Initiative, available at <http://www.homegatewayinitiative.org/>

HGI-GD013-R2, *QoS Whitepaper*, Home Gateway Initiative, available at <http://www.homegatewayinitiative.org/>

HGI-GD015-R1, *HGI Vision and White Paper*, Home Gateway Initiative, available at <http://www.homegatewayinitiative.org/>

HGI-RD001-R2.01, *Home Gateway Technical Requirements: Residential Profile V1.01*, Home Gateway Initiative, available at <http://www.homegatewayinitiative.org/>

HGI-RD007-R2, *Requirements for HG Interworking with an External NT*, Home Gateway Initiative, available at <http://www.homegatewayinitiative.org/>

HGI-RWD001-R3, *Home Gateway Technical Requirements: Residential Profile Release 3 (under consideration, Home Gateway Initiative, available at <<http://www.homegatewayinitiative.org/>>)*

HGI-RWD005-R2, *Small Business Gateway Technical Requirements (under consideration, Home Gateway Initiative, available at <<http://www.homegatewayinitiative.org/>>)*

HGI-RWD008-R3, *HG Requirements for Software Execution Environment (under consideration), Home Gateway Initiative, available at <<http://www.homegatewayinitiative.org/>>*

HGI-RWD009-R3, *HG Requirements for Energy Efficiency (under consideration, Home Gateway Initiative, available at <<http://www.homegatewayinitiative.org/>>)*

HGI-RWD010-R3, *HG Requirements for Multiple Flows (under consideration) , Home Gateway Initiative, available at <<http://www.homegatewayinitiative.org/>>*

HGI-RWD011-R3, *HG Test Specification (under consideration) , Home Gateway Initiative, available at <<http://www.homegatewayinitiative.org/>>*

HGI-RWD012-R3, *Requirements for Home Network Infrastructure Devices (under consideration), Home Gateway Initiative, available at <<http://www.homegatewayinitiative.org/>>*

HGI-RWD014-R3, *Remote Management System Guidelines (under consideration) , Home Gateway Initiative, available at <<http://www.homegatewayinitiative.org/>>*

IEEE 802.16, *Broadband Wireless Metropolitan Area Network*

OASIS: Organization for the Advancement of Structured Information Standards
<http://www.oasis-open.org/specs/>

OSGi Service Platform, The OSGi Alliance, available at
<<http://www.osgi.org/Specification/HomePage>>

TR-044, *Auto-Configuration for Basic Internet (IP-based) Services*, Broadband Forum, available at <<http://www.broadband-forum.org/technical/trlist.php>>

TR-046, *Auto-Configuration Architecture & Framework*, Broadband Forum, available at
<<http://www.broadband-forum.org/technical/trlist.php>>

TR-062, *Auto-Configuration for the Connection between the DSL Broadband Network Termination (B-NT) and the Network using ATM*, Broadband Forum, available at
<<http://www.broadband-forum.org/technical/trlist.php>>

TR-069, *CPE WAN Management Protocol*, Broadband Forum, available at
<<http://www.broadband-forum.org/technical/trlist.php>>

TR-127, *Dynamic Testing of Splitters and In-Line Filters with xDSL Transceivers*, Broadband Forum, available at <<http://www.broadband-forum.org/technical/trlist.php>>

TR-130, *xDSL EMS to NMS Interface Functional Requirements*, Broadband Forum, available at
<<http://www.broadband-forum.org/technical/trlist.php>>

TR-159, *Management Framework for xDSL Bonding*, Broadband Forum, available at
<<http://www.broadband-forum.org/technical/trlist.php>>

UTMS (3GPP) Standards and Technical Reports are available from ETSI and can be found under 3GPP at <<http://webapp.etsi.org/WorkProgram/Expert/QueryForm.asp>>

W3C: World Wide Web Consortium Standards <http://www.w3.org/standards>

INTERNATIONAL
ELECTROTECHNICAL
COMMISSION

3, rue de Varembé
PO Box 131
CH-1211 Geneva 20
Switzerland

Tel: + 41 22 919 02 11
Fax: + 41 22 919 03 00
info@iec.ch
www.iec.ch