
**Information technology —
Telecommunications and information
exchange between systems — Private
Integrated Services Network —
Specification, functional model and
information flows — Do not disturb and do
not disturb override supplementary services**

*Technologies de l'information — Télécommunications et échange
d'information entre systèmes — Réseau privé à intégration de services —
Spécification, modèle fonctionnel et débit d'information — Services
supplémentaires ne pas déranger et dérogation à ne pas déranger*

Contents

Foreword	v
Introduction	vi
1 Scope	1
2 Conformance	1
3 Normative references	1
4 Definitions	2
4.1 External definitions	2
4.2 Other definitions	3
5 List of acronyms	3
6 SS-DND stage 1 specification	4
6.1 Description	4
6.1.1 General description	4
6.1.2 Qualifications on applicability to telecommunication services	4
6.2 Procedures	4
6.2.1 Provision/withdrawal	4
6.2.2 Normal procedures	5
6.2.3 Exceptional procedures	6
6.3 Interactions with other supplementary services and ANFs	7
6.3.1 Calling Line Identification Presentation (SS-CLIP)	7
6.3.2 Connected Line Identification Presentation (SS-COLP)	7
6.3.3 Calling/Connected Line Identification Restriction (SS-CLIR)	7
6.3.4 Calling Name Identification Presentation (SS-CNIP)	7
6.3.5 Connected Name Identification Presentation (SS-CONP)	7
6.3.6 Calling/Connected Name Identification Restriction (SS-CNIR)	7
6.3.7 Completion of Calls to Busy Subscriber (SS-CCBS)	7
6.3.8 Completion of Calls on No Reply (SS-CCNR)	7
6.3.9 Call Transfer (SS-CT)	7
6.3.10 Call Forwarding Unconditional (SS-CFU)	7
6.3.11 Call Forwarding Busy (SS-CFB)	8
6.3.12 Call Forwarding No Reply (SS-CFNR)	8
6.3.13 Call Deflection (SS-CD)	8
6.3.14 Path Replacement (ANF-PR)	8
6.3.15 Do Not Disturb Override (SS-DNDO)	8
6.3.16 Call Offer (SS-CO)	8
6.3.17 Call Intrusion (SS-CI)	8
6.4 Interworking considerations	9

© ISO/IEC 1996

All rights reserved. Unless otherwise specified, no part of this publication may be reproduced or utilized in any form or by any means, electronic or mechanical, including photocopying and microfilm, without permission in writing from the publisher.

ISO/IEC Copyright Office * Case Postale 56 * CH-1211 Genève 20 * Switzerland
Printed in Switzerland

6.5 Overall SDL	9
7 SS-DNDO stage 1 specification	12
7.1 Description	12
7.1.1 General description	12
7.1.2 Qualifications on applicability to telecommunication services	12
7.2 Procedures	12
7.2.1 Provision/withdrawal	12
7.2.2 Normal procedures	12
7.2.3 Exceptional procedures	13
7.3 Interactions with other supplementary services and ANFs	13
7.3.1 Calling Line Identification Presentation (SS-CLIP)	13
7.3.2 Connected Line Identification Presentation (SS-COLP)	13
7.3.3 Calling/Connected Line Identification Restriction (SS-CLIR)	13
7.3.4 Calling Name Identification Presentation (SS-CNIP)	13
7.3.5 Connected Name Identification Presentation (SS-CONP)	13
7.3.6 Calling/Connected Name Identification Restriction (SS-CNIR)	13
7.3.7 Completion of Calls to Busy Subscriber (SS-CCBS)	13
7.3.8 Completion of Calls on No Reply (SS-CCNR)	13
7.3.9 Call Transfer (SS-CT)	13
7.3.10 Call Forwarding Unconditional (SS-CFU)	13
7.3.11 Call Forwarding Busy (SS-CFB)	14
7.3.12 Call Forwarding No Reply (SS-CFNR)	14
7.3.13 Call Deflection (SS-CD)	14
7.3.14 Path Replacement (ANF-PR)	14
7.3.15 Do Not Disturb (SS-DND)	14
7.3.16 Call Offer (SS-CO)	14
7.3.17 Call Intrusion (SS-CI)	14
7.4 Interworking considerations	15
7.5 Overall SDL	15
8 SS-DND stage 2 specification	19
8.1 Functional model	19
8.1.1 Functional model description	19
8.1.2 Description of functional entities	19
8.1.3 Relationship of functional model to basic call functional model	20
8.2 Information flows	20
8.2.1 Definition of information flows	20
8.2.2 Relationship of information flows to basic call information flows	24
8.2.3 Examples of information flow sequences	25
8.3 Functional entity actions	30
8.3.1 Functional entity actions of FE1	30
8.3.2 Functional entity actions of FE2	30
8.3.3 Functional entity actions of FE3	30
8.3.4 Functional entity actions of FE4	30
8.3.5 Functional entity actions of FE5	30
8.3.6 Functional entity actions of FE6	31
8.4 Functional entity behaviour	31
8.4.1 Behaviour of FE1	31

8.4.2 Behaviour of FE2	32
8.4.3 Behaviour of FE3	33
8.4.4 Behaviour of FE4	36
8.4.5 Behaviour of FE5	37
8.4.6 Behaviour of FE6	38
8.5 Allocation of functional entities to physical equipment	39
8.6 Interworking considerations	39
9 SS-DNDO stage 2 specification	40
9.1 Functional model	40
9.1.1 Functional model description	40
9.1.2 Description of functional entities	40
9.1.3 Relationship of functional model to basic call functional model	41
9.2 Information flows	41
9.2.1 Definition of information flows	41
9.2.2 Relationship of information flows to basic call information flows	43
9.2.3 Examples of information flow sequences	44
9.3 Functional entity actions	57
9.3.1 Functional entity actions of FE1	57
9.3.2 Functional entity actions of FE2	57
9.3.3 Functional entity actions of FE3	58
9.4 Functional entity behaviour	58
9.4.1 Behaviour of FE1	58
9.4.2 Behaviour of FE2	58
9.4.3 Behaviour of FE3	67
9.5 Allocation of functional entities to physical equipment	70
9.6 Interworking considerations	70

Foreword

ISO (the International Organization for Standardization) and IEC (the International Electrotechnical Commission) form the specialized system for worldwide standardization. National bodies that are members of ISO or IEC participate in the development of International Standards through technical committees established by the respective organization to deal with particular fields of technical activity. ISO and IEC technical committees collaborate in fields of mutual interest. Other international organizations, governmental and non-governmental, in liaison with ISO and IEC, also take part in the work.

In the field of information technology, ISO and IEC have established a joint technical committee, ISO/IEC JTC 1. Draft International Standards adopted by the joint technical committee are circulated to national bodies for voting. Publication as an International Standard requires approval by at least 75% of the national bodies casting a vote.

International Standard ISO/IEC 14842 was prepared by ECMA (as Standard ECMA-193) and was adopted, under a special “fast-track procedure”, by Joint Technical Committee ISO/IEC JTC 1, *Information technology*, in parallel with its approval by national bodies of ISO and IEC.

Introduction

This International Standard is one of a series of International Standards defining services and signalling protocols applicable to Private Integrated Services Networks (PISNs). The series uses ISDN concepts as developed by ITU-T and conforms to the framework of International Standards for Open Systems Interconnection as defined by ISO/IEC.

This particular International Standard specifies the Do Not Disturb and Do Not Disturb Override supplementary services.

Information technology - Telecommunications and information exchange between systems - Private Integrated Services Network - Specification, functional model and information flows - Do not disturb and do not disturb override supplementary services

1 Scope

This International Standard specifies the Supplementary Services Do Not Disturb (SS-DND) and Do Not Disturb Override (SS-DNDO), which are applicable to various basic services supported by Private Integrated Services Networks (PISN). Basic services are specified in ISO/IEC 11574.

SS-DND is a supplementary service which enables a served user to cause the PISN to reject any calls, or just those associated with a specified basic service, addressed to the served user's PISN number. The calling user is given an appropriate indication. Incoming calls are rejected as long as the service is active. The served user's outgoing service is unaffected.

SS-DNDO is a supplementary service which enables a served user to override SS-DND at a called user; that is, to allow the call to proceed as if the called user had not activated SS-DND.

SS-DND and SS-DNDO are described separately because SS-DND is a service used by a called user, and SS-DNDO is a service used by a calling user. This leads to describing two very related state machines.

Note 1 - It is possible to implement SS-DND without implementing SS-DNDO.

Supplementary service specifications are produced in three stages, according to the method described in CCITT Recommendation I.130. This International Standard contains the stage 1 and stage 2 specifications of SS-DND and SS-DNDO. The stage 1 specifications (clauses 6 and 7) specify the supplementary service as seen by users of PISNs. The stage 2 specification (clauses 8 and 9) identify the functional entities involved in the supplementary service and the information flows between them.

2 Conformance

In order to conform to this International Standard, a stage 3 International Standard shall specify signalling protocols and equipment behaviour that are capable of being used in a PISN which supports the supplementary service specified in this International Standard. This means that, to claim conformance, a stage 3 International Standard is required to be adequate for the support of those aspects of clauses 6 to 9 which are relevant to the interface or equipment to which the stage 3 International Standard applies.

The stage 1 and stage 2 clauses which a stage 3 International Standard for the Do Not Disturb supplementary service is required to support are clauses 6 and 8.

The stage 1 and stage 2 clauses which a stage 3 International Standard for the Do Not Disturb Override supplementary service is required to support are clauses 7 and 9.

3 Normative references

The following standards contain provisions which, through reference in this text, constitute provisions of this International Standard. At the time of publication, the editions indicated were valid. All standards are subject to revision, and parties to agreements based on this International Standard are encouraged to investigate the possibility of applying the most recent editions of the standards indicated below. Members of IEC and ISO maintain registers of currently valid International Standards.

ISO/IEC 11571:1994,	<i>Information technology - Telecommunications and information exchange between systems - Numbering and sub-addressing in private integrated services networks.</i>
ISO/IEC 11574:1994,	<i>Information technology - Telecommunications and information exchange between systems - Private Integrated Services Network - Circuit-mode 64 kbit/s bearer services - Service description, functional capabilities and information flows.</i>
ISO/IEC 11579-1:1994,	<i>Information technology - Telecommunications and information exchange between systems - Private integrated services network - Part 1: Reference configuration for PISN Exchanges (PINX).</i>

- ISO/IEC 13863:1995, *Information technology - Telecommunications and information exchange between systems - Private Integrated Services Network - Specification, functional model and information flows - Path replacement additional network feature.*
- ISO/IEC 13864:1995, *Information technology - Telecommunications and information exchange between systems - Private Integrated Services Network - Specification, functional model and information flows - Name identification supplementary services.*
- ISO/IEC 13865:1995, *Information technology - Telecommunications and information exchange between systems - Private Integrated Services Network - Specification, functional model and information flows - Call transfer supplementary service.*
- ISO/IEC 13866:1995, *Information technology - Telecommunications and information exchange between systems - Private Integrated Services Network - Specification, functional model and information flows - Call completion supplementary services.*
- ISO/IEC 13872:1995, *Information technology - Telecommunications and information exchange between systems - Private Integrated Services Network - Specification, functional model and information flows - Call diversion supplementary services.*
- ISO/IEC 14136:1995, *Information technology - Telecommunications and information exchange between systems - Private Integrated Services Network - Specification, functional model and information flows - Identification supplementary services.*
- ISO/IEC 14841:1996, *Information technology - Telecommunications and information exchange between systems - Private Integrated Services Network - Specification, functional model and information flows - Call offer supplementary service.*
- CCITT Rec. I.112:1988, *Vocabulary of terms for ISDNs (Blue Book).*
- CCITT Rec. I.210:1988, *Principles of telecommunication services supported by an ISDN and the means to describe them (Blue Book).*
- CCITT Rec. Z.100:1988, *Specification and Description Language (Blue Book).*

4 Definitions

For the purposes of this International Standard, the following definitions apply.

4.1 External definitions

This International Standard uses the following terms defined in other documents:

- | | |
|---|--------------------|
| – Basic service | (CCITT Rec. I.210) |
| – Calling Party Name | (ISO/IEC 13864) |
| – Connection | (CCITT Rec. I.112) |
| – Name | (ISO/IEC 13864) |
| – Number | (ISO/IEC 11571) |
| – Private Integrated Services Network (PISN) | (ISO/IEC 11579-1) |
| – Private Integrated Services Network Exchange (PINX) | (ISO/IEC 11579-1) |
| – Service | (CCITT Rec. I.112) |
| – Signalling | (CCITT Rec. I.112) |
| – Subaddress | (ISO/IEC 11571) |
| – Supplementary Service | (CCITT Rec. I.210) |
| – User | (ISO/IEC 11574) |

This International Standard refers to the following basic call functional entity (FEs) defined in ISO/IEC 11574:

- Call Control (CC)

- Call Control Agent (CCA)

This International Standard refers to the following basic call inter-FE relationships defined in ISO/IEC 11574:

- r1
- r2
- r3

This International Standard refers to the following basic call information flows defined in ISO/IEC 11574:

- CHAN ACK request/indication
- Disconnect request/indication
- Release request/indication
- Release response/confirmation
- Report request/indication
- Setup request/indication
- Setup response/confirmation.

This International Standard refers to the following basic call information flow service elements defined in ISO/IEC 11574:

- Destination Number
- Connection type.

This International Standard refers to the following information flow elements defined in ISO/IEC 14136:

- Originating number
- Originating subaddress.

4.2 Other definitions

additional network feature : A capability, over and above that of a basic service, provided by a PISN, but not directly to a PISN user.

call, basic call : An instance of the use of a basic service.

consultation timer : A timer governing the time in which the calling user is allowed to request invocation of SS-DNDO after being informed that a call has failed because of SS-DND active at the destination. The duration of the timer is an implementation option.

originating number : The number of the calling user.

originating subaddress : The subaddress of the calling user.

path retention : The retention of the network connection between the Originating CC and the Destination CC so that a supplementary service (such as SS-DNDO) can be invoked without establishing a new connection.

served user : The user for which SS-DND is activated or deactivated, or for which SS-DND is invoked.

5 List of acronyms

ANF	Additional Network Feature
CC	Call Control (functional entity)
CCA	Call Control Agent (functional entity)
CCBS	Call Completion to Busy Subscriber
CCNR	Call Completion on No Reply
CD	Call Deflection
CFB	Call Forwarding Busy

CFNR	Call Forwarding No Reply
CFU	Call Forwarding Unconditional
CI	Call Intrusion
CLIP	Calling Line Identification Presentation
CLIR	Calling/Connected Line Identification Restriction
CNIP	Calling Name Identification Presentation
CNIR	Calling/Connected Name Identification Restriction
CO	Call Offer
COLP	Connected Line Identification Presentation
CONP	Connected Name Identification Presentation
CT	Call Transfer
DND	Do Not Disturb
DNDO	Do Not Disturb Override
DNDOCL	DNDO Capability Level
DNDPL	DND Protection Level
FE	Functional Entity
ISDN	Integrated Services Digital Network
MSN	Multiple Subscriber Number
PINX	Private Integrated Services Network Exchange
PISN	Private Integrated Services Network
PR	Path Replacement
SDL	Specification and Description Language
SS	Supplementary Service
TE	Terminal Equipment

6 SS-DND stage 1 specification

6.1 Description

6.1.1 General description

SS-DND is a supplementary service which enables a served user to cause the PISN to reject any calls, or just those associated with a specified basic service, addressed to the served user's PISN number. The calling user is given an appropriate indication. Incoming calls are rejected as long as the service is active. The served user's outgoing service is unaffected.

The related supplementary service Do Not Disturb Override allows a calling user to override Do Not Disturb, subject to service profiles.

The SS-DND service is provided on a PISN number.

For a given PISN number, this service (including options) may be subscribed to for each basic service to which the user of the number subscribes, or collectively for all the basic services to which the user subscribes.

6.1.2 Qualifications on applicability to telecommunication services

SS-DND is applicable to all circuit mode basic services defined in ISO/IEC 11574.

6.2 Procedures

6.2.1 Provision/withdrawal

SS-DND is provided or withdrawn after pre-arrangement with the service provider.

SS-DND is provided on a per PISN number basis and per basic service basis. For each PISN number, the supplementary service can be subscribed to for all basic services subscribed to by that PISN number, or for only some of the basic services subscribed to by that PISN number.

SS-DND subscription parameters may apply separately to each basic service to which SS-DND is subscribed, or for all the basic services to which SS-DND is subscribed.

If SS-DND is implemented then the subscription parameter "DND protection level" (DNDPL) shall be provided. The DNDPL has a value in the range 0 to 3 where 0 means no protection against DND and 3 means total protection against DND. The values 0 and 3 shall be offered. The values 1 and 2 may, as an implementation option, be offered. The effect of the subscription parameter DNDPL shall be as described in clause 6.3.10.

The subscription parameter "Served user notification of invocation of SS-DND" may be provided. If it is not provided, as an implementation option, the network may or may not notify the served user of DND invocation.

6.2.2 Normal procedures

6.2.2.1 Activation/deactivation/registration/interrogation

A PISN shall provide activation/deactivation by the served user (local activation/deactivation). In addition the PISN may provide activation/deactivation by another user (remote activation/deactivation). No information needs to be registered with the PISN for this supplementary service.

A PISN may provide interrogation, which can be local, remote or both.

6.2.2.1.1 Local activation/deactivation

To activate SS-DND the served user shall supply:

- 1 information as to whether SS-DND is to apply to all basic services for which SS-DND is subscribed to or to a specific basic service out of the basic services for which SS-DND is subscribed to;
- 2 where there is more than one PISN number assigned to the access (i.e. in the context of an MSN arrangement), the PISN number for which SS-DND shall apply.

As an implementation option, it may be possible for the served user to select a tone or announcement to be given to the calling user on invocation of SS-DND. The method of making this selection is outside the scope of this International Standard.

To deactivate SS-DND the served user shall supply:

- 1 information as to whether SS-DND is no longer to apply to all basic services for which SS-DND is subscribed to or to a specific basic service out of the basic services for which SS-DND is subscribed to;
- 2 where there is more than one PISN number assigned to the access (i.e. in the context of an MSN arrangement), the PISN number for which SS-DND shall no longer apply.

If a single number is used by more than one terminal, activation/deactivation of SS-DND shall be possible from any terminal that uses this number.

When the served user requests activation/deactivation of SS-DND, the service provider shall return notification of acceptance or rejection of the request (see exceptional procedures for a list of possible causes of rejection). This notification shall be sent only to the terminal from which the request was received.

When the served user successfully activates/deactivates SS-DND, the service provider shall send a notification to all the served user's terminals that are compatible with the service (or services) for which the activation/deactivation has been performed. In the case of successful activation, the notification may include the DNDPL of the served user.

6.2.2.1.2 Remote activation/deactivation

If remote activate/deactivation is provided the following shall apply:

A specially authorized user may activate and/or deactivate SS-DND at the served user. Authorization shall be implementation dependent (e.g. attendants may be authorized).

To activate SS-DND, the authorized user shall supply:

- 1 information as to whether SS-DND is to apply to all basic services for which SS-DND is subscribed to or to a specific basic service out of the basic services for which SS-DND is subscribed to;
- 2 the PISN number for which SS-DND shall apply.

To deactivate SS-DND, the authorized user shall supply:

- 1 information as to whether SS-DND is no longer to apply to all basic services for which SS-DND is subscribed to or to a specific basic service out of the basic services for which SS-DND is subscribed to;
- 2 the PISN number for which SS-DND shall no longer apply.

Note 2 - The use of a password facility for remote activation/deactivation as an implementation option is not excluded.

When the authorized user so activates or deactivates SS-DND, the service provider shall return notification of acceptance or rejection of the request (see exceptional procedures for a list of possible causes of rejection). If the request is accepted, then the notification shall be given to the terminal from which the request has been made, and to all the served user's terminals compatible with the basic service or services for which the activation/deactivation is performed; this notification may, as an implementation option, include the DNDPL of the served user. If the request is rejected, then the notification shall only be given to the terminal from which the request has been made.

6.2.2.1.3 Local interrogation

If local interrogation is provided, a PISN shall support interrogation on a per PISN number basis. The PISN response to an interrogation request shall provide the following information to the user:

- if SS-DND is not activated for any basic service, an indication to that effect;
- if SS-DND is activated for any basic service or services, a list of basic services for which SS-DND is active.

The PISN response to an interrogation request may additionally provide the DNDPL for each basic service for which SS-DND is active.

6.2.2.1.4 Remote interrogation

If remote interrogation is provided, a specially authorized user may interrogate SS-DND conditions at the served user. Authorization shall be implementation dependent (e.g. attendants may be authorized).

The remote interrogation request and response shall include the information as specified for local interrogation and additionally the request shall contain the PISN number of the served user.

Note 3 - The use of a password facility for remote interrogation as an implementation option is not excluded.

6.2.2.2 Invocation and operation

When SS-DND is active for some PISN number for some service, incoming calls to that PISN number for that service shall not be presented to the served user. The call is regarded as unsuccessful and an indication that the call has failed due to SS-DND shall be returned to the calling user. For the basic services for which ISO/IEC 11574 requires tones or announcements to be given to indicate progress or otherwise of the call, an in-band tone or announcement shall be given to the calling user on invocation of SS-DND. For other basic services defined in ISO/IEC 11574, an in-band tone or announcement may be given to the calling user on invocation of SS-DND.

Note 4 - It is an implementation option which tones or announcements are given.

The served user, as a subscription option, may receive a notification of each invocation of SS-DND on incoming calls to the served user. This notification shall include the following information: Bearer Capability information and, if available, High Layer Compatibility information and Low Layer Compatibility information.

Note 5 - The calling party address and/or name may be provided by SS-CLIP and SS-CNIP respectively; see clauses 6.3.1 and 6.3.4.

6.2.3 Exceptional procedures

6.2.3.1 Activation/deactivation/registration/interrogation

If the PISN cannot accept an activation/deactivation/interrogation request, then the user making the request shall be informed. Possible causes for rejection are:

- 1 Service not subscribed to;
- 2 Insufficient information;
- 3 Not authorized to perform activation/deactivation/interrogation.

6.2.3.2 Invocation and operation

None.

6.3 Interactions with other supplementary services and ANFs

Interactions with other supplementary services and ANFs for which PISN International Standards were available at the time of publication of this International Standard are specified below.

6.3.1 Calling Line Identification Presentation (SS-CLIP)

The served user shall receive, as part of the served user notification of the invocation of SS-DND, the Calling Line Identification of the calling party, unless SS-CLIR applies and the served user has no override capability.

6.3.2 Connected Line Identification Presentation (SS-COLP)

No interaction.

6.3.3 Calling/Connected Line Identification Restriction (SS-CLIR)

When Calling Line Identification Restriction is invoked, the Calling Line Identification shall not be presented to the served user (as part of the notification that SS-DND has been invoked) unless the served user has an override category.

6.3.4 Calling Name Identification Presentation (SS-CNIP)

The served user shall receive, as part of the served user notification of the invocation of SS-DND, the Calling Name Identification of the calling party, unless SS-CNIR applies and the served user has no override capability.

6.3.5 Connected Name Identification Presentation (SS-CONP)

No interaction.

6.3.6 Calling/Connected Name Identification Restriction (SS-CNIR)

When Calling Name Identification Restriction is invoked, the Calling Name Identification shall not be presented to the served user (as part of the notification that SS-DND has been invoked) unless the served user has an override category.

6.3.7 Completion of Calls to Busy Subscriber (SS-CCBS)

6.3.7.1 Interactions caused by SS-DND at the destination of SS-CCBS

If SS-CCBS is invoked on a destination with SS-DND active, then the SS-CCBS invocation shall fail due to SS-DND active.

Note 6 - This can occur if, at the time of the original call setup, SS-DND was not active but SS-DND is subsequently activated before the calling user requests SS-CCBS.

If at the time the PISN attempts to complete the call to the destination following SS-CCBS recall SS-DND is active at the destination, then SS-CCBS shall be cancelled with appropriate indication to the calling user.

6.3.7.2 Interactions caused by SS-DND at the originator of SS-CCBS

A SS-CCBS recall shall override SS-DND.

6.3.8 Completion of Calls on No Reply (SS-CCNR)

6.3.8.1 Interactions caused by SS-DND at the destination of SS-CCNR

If SS-CCNR is invoked on a destination with SS-DND active, then the SS-CCNR invocation shall fail due to SS-DND active.

Note 7 - This can occur if, at the time of the original call setup, SS-DND was not active but SS-DND is subsequently activated before the calling user requests SS-CCNR.

If at the time the PISN attempts to complete the call to the destination following SS-CCNR recall SS-DND is active at the destination, then the SS-CCNR shall fail with appropriate indication to the calling user.

6.3.8.2 Interactions caused by SS-DND at the originator of CCNR

A SS-CCNR recall shall override SS-DND.

6.3.9 Call Transfer (SS-CT)

No interaction.

6.3.10 Call Forwarding Unconditional (SS-CFU)

On a call to a PISN number with SS-CFU active, the call forwarding shall be invoked regardless of whether or not SS-DND is active.

At a forwarded-to number, the call is treated as an incoming call and, if SS-DND is active, SS-DND shall be invoked. If SS-DND is invoked at the forwarded-to number, then the call forwarding is regarded as being unsuccessful and the call shall be cleared following the procedures in SS-CFU. If the call is cleared back to the original calling user, then the calling user shall be

informed that the call failed because of SS-DND. If SS-CFNR or Call Deflection from Alert has previously occurred, then the call shall be cleared back to the served user of SS-CFNR or Call Deflection from Alert.

6.3.11 Call Forwarding Busy (SS-CFB)

On a call to a PISN number with SS-CFB and SS-DND active, then SS-DND shall be invoked regardless of the busy state of the PISN number and call forwarding shall not take place.

At a forwarded-to number, the call is treated as an incoming call and, if SS-DND is active, SS-DND shall be invoked at that number. If SS-DND is invoked at the forwarded-to number, then the call forwarding shall be regarded as being unsuccessful and the call shall be cleared following the procedures in SS-CFB. If the call is cleared back to the original calling user, then the calling user shall be informed that the call failed because of SS-DND. If SS-CFNR or Call Deflection from Alert has previously occurred, then the call shall be cleared back to the served user of SS-CFNR or Call Deflection from Alert.

6.3.12 Call Forwarding No Reply (SS-CFNR)

On a call to a PISN number with SS-CFNR and SS-DND active, then SS-DND shall be invoked and call forwarding shall not take place.

At a forwarded-to number, the call is treated as an incoming call and, if SS-DND is active, SS-DND shall be invoked at that number. If SS-DND is invoked at a forwarded-to number reached either directly by SS-CFNR or indirectly via subsequent invocations of SS-CFU and/or SS-CFB and/or Call Deflection Immediate, then the setup of the forwarded call shall fail and the procedures of SS-CFNR shall apply.

6.3.13 Call Deflection (SS-CD)

On a call to a PISN number with SS-DND active, SS-DND will be invoked and therefore SS-CD cannot be invoked.

At a diverted-to number reached as a result of Call Deflection Immediate, the call shall be treated as an incoming call and, if SS-DND is active, SS-DND shall be invoked at that number. If SS-DND is invoked at the diverted-to number, then Call Deflection Immediate shall be regarded as being unsuccessful and the call shall be cleared following the procedures for Call Deflection Immediate. If the call is cleared back to the original calling user, then the calling user shall be informed that the call failed because of SS-DND. If SS-CFNR or Call Deflection from Alert has already previously occurred, then the call shall be cleared back to the served user of SS-CFNR or Call Deflection from Alert.

At a diverted-to number reached as a result of Call Deflection from Alert, the call shall be treated as an incoming call and, if SS-DND is active, SS-DND shall be invoked at that number. If SS-DND is invoked at the diverted-to number reached either directly from Call Deflection from Alert or indirectly via subsequent invocations of SS-CFU, SS-CFB or Call Deflection Immediate, then the set up of the diverted call shall fail and the procedures of Call Deflection from Alert shall apply.

6.3.14 Path Replacement (ANF-PR)

No interaction.

6.3.15 Do Not Disturb Override (SS-DNDO)

If SS-DND and SS-DNDO are invoked, and SS-DNDO is allowed, then the call shall succeed as if SS-DND was not active.

SS-DNDO is allowed provided the calling user has subscribed to SS-DNDO and the "DNDO Capability Level" (DNDOCL - see clause 7.2.1) of the calling user is greater than the "DND Protection Level" (DNDPL - see clause 6.2.1) of the called user.

6.3.16 Call Offer (SS-CO)

If SS-CO has been invoked:

- as part of the initial call setup (i.e. by SS-CO immediate invocation),
- following consultation (i.e. by SS-CO Consultation), or
- by SS-CO network invocation (delayed),

and if, at the time of invocation, SS-DND is active at the destination and has not been successfully overridden, then the invocation of SS-CO shall be rejected, and the procedures of SS-DND shall apply.

6.3.17 Call Intrusion (SS-CI)

If a call for which SS-CI has been invoked as part of the initial call set up (immediate invocation) fails because of SS-DND active, then the invocation of SS-CI shall be rejected.

6.4 Interworking considerations

A call originating in another network to a PISN destination for which SS-DND is activate will be rejected. An appropriate indication may be given to the calling user; this indication may depend on the requirements of the originating network.

6.5 Overall SDL

Figure 1 contains the dynamic description of SS-DND using the Specification and Description Language (SDL) defined in CCITT Rec. Z.100 (1988). The SDL process represents the behaviour of the PISN in providing SS-DND. Input signals from the left and output signals to the left represent primitives from and to the user activating, deactivating or interrogating SS-DND, or from the basic call process, or to the calling user. Output signals to the right represent primitives to the compatible terminals of the served user.

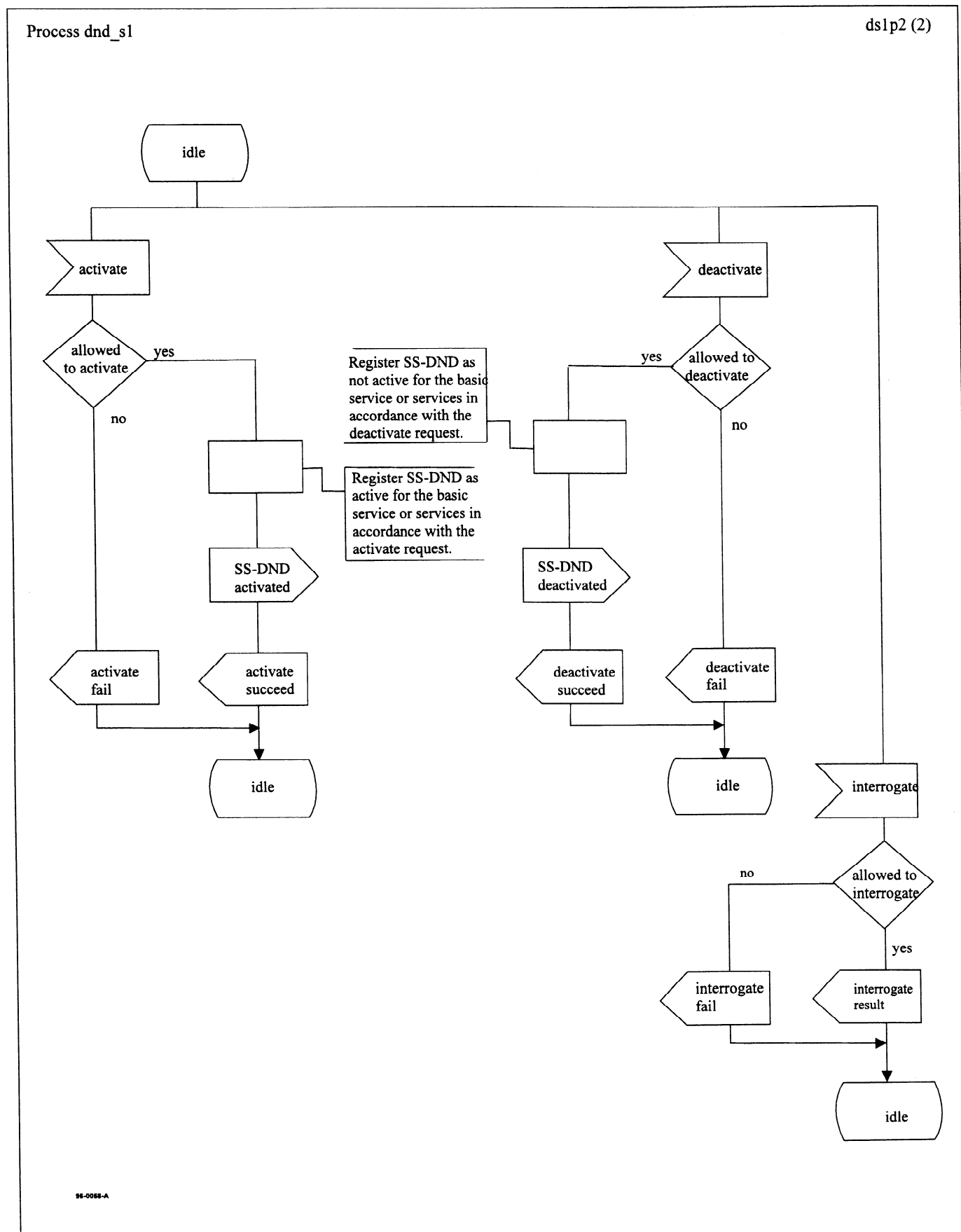


Figure 1 (part 1) - SS-DND, overall SDL

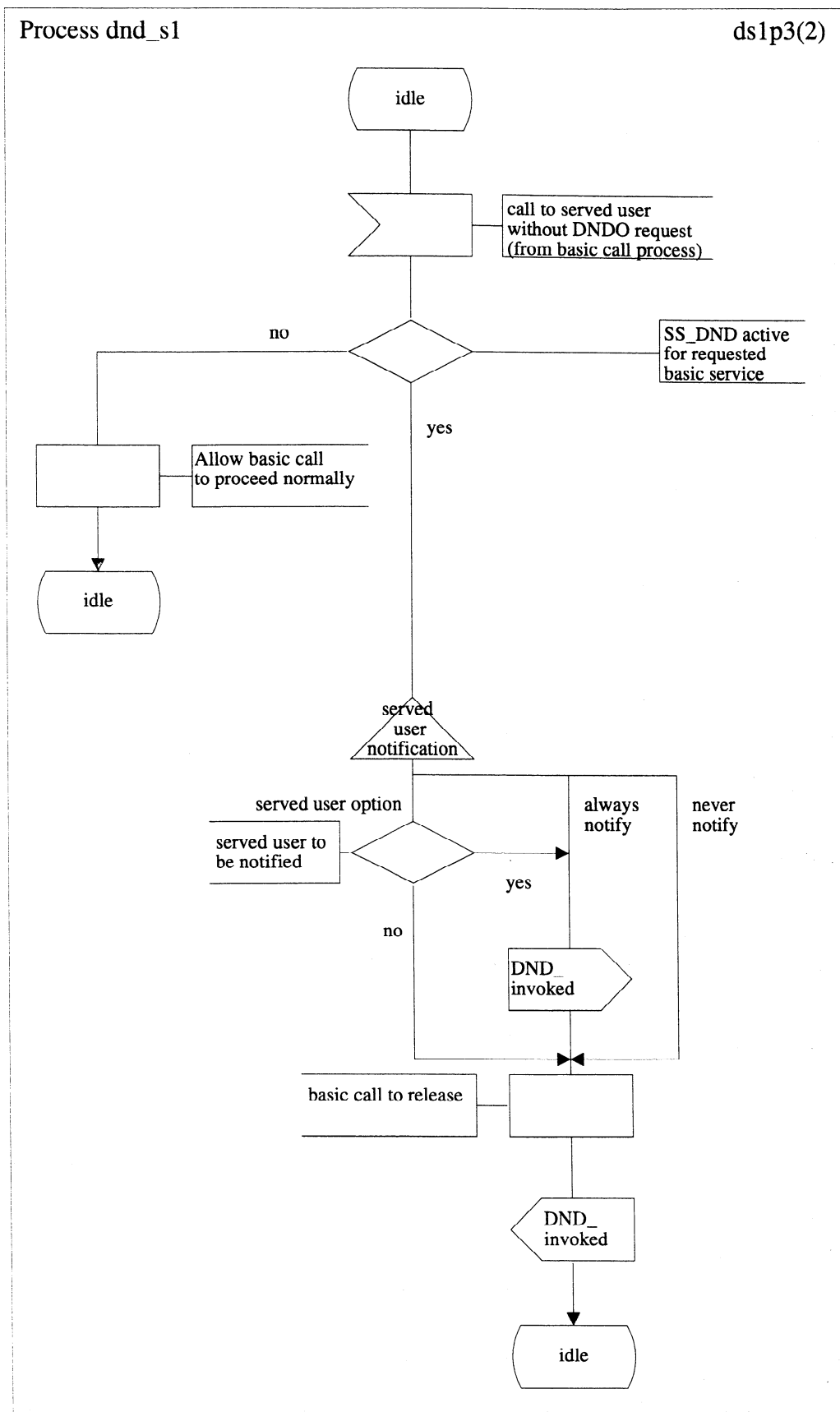


Figure 1 (part 2) - SS-DND, overall SDL

7 SS-DNDO stage 1 specification

7.1 Description

7.1.1 General description

SS-DNDO is a supplementary service which enables a calling user to override SS-DND at a called user, allowing the call to proceed as if the called user had not activated SS-DND.

The SS-DNDO service is provided on a PISN number.

For a given PISN number, this service may be subscribed to for each basic service to which the user of the number subscribes, or collectively for all the basic services to which the user subscribes.

7.1.2 Qualifications on applicability to telecommunication services

SS-DNDO is applicable to all circuit mode basic services defined in ISO/IEC 11574.

7.2 Procedures

7.2.1 Provision/withdrawal

SS-DNDO is provided or withdrawn after pre-arrangement with the service provider.

SS-DNDO is provided on a per PISN number basis and per basic service basis. For each PISN number, the supplementary service can be subscribed to for every basic service subscribed to by that PISN number, or for only some of the basic services subscribed to by that PISN number.

SS-DNDO subscription parameters may apply separately to each basic service to which SS-DNDO is subscribed, or for all the basic services to which SS-DNDO is subscribed.

The subscription parameter "DNDO Capability Level" (DNDOCL) shall be provided. The DNDOCL has a value in the range 1 (lowest capability) to 3 (highest capability). At least one of the DNDOCL values shall be offered. The effect of the subscription parameter "DNDO Capability Level" shall be as described in clause 6.3.10.

At least one of the three methods of invoking SS-DNDO (see clause 7.2.2.2) shall be offered. For a subscription to be valid, at least one of the methods of invoking SS-DNDO shall be subscribed to, and if Network invocation is subscribed to, the other two methods of invoking SS-DNDO shall not be subscribed to.

7.2.2 Normal procedures

7.2.2.1 Activation/deactivation/registration/interrogation

None.

7.2.2.2 Invocation and operation

There are three different ways of invoking SS-DNDO. A PISN shall offer one or more of these ways. These ways are:

1 Network invocation:

The network shall automatically invoke SS-DNDO whenever the calling user makes a call to a user with SS-DND active, if required by the service profile of the calling user.

2 Consultation:

The calling user, on being informed that a call has failed because of SS-DND active at the destination and that SS-DNDO may be possible, shall be able, within a defined period (consultation timer), to request invocation of SS-DNDO.

3 Immediate invocation:

The calling user shall be able to request invocation of SS-DNDO as part of the initial call set up.

Once SS-DNDO has been invoked in a call, it applies to the complete call setup, including any call diversions that take place, and any requests for Call Offer or Intrusion, until a called user is alerting or has answered.

If the called user does not have SS-DND active, the invocation of SS-DNDO shall have no effect. If the called user has SS-DND active and SS-DNDO is invoked, then the network shall investigate whether or not the calling user is allowed to override SS-DND. If the calling user is not allowed to override SS-DND, then the procedures of SS-DND shall apply; if the calling user is allowed to override SS-DND, then the call proceeds as if the called user did not have SS-DND active.

7.2.3 Exceptional procedures

7.2.3.1 Activation/deactivation/registration/interrogation

None.

7.2.3.2 Invocation and operation

If the calling user requests invocation of SS-DNDO as part of the initial call request, and immediate invocation is not provided to the calling user, then the request shall be ignored and the call shall proceed as if the request had not been made.

In the case of consultation, the request for invocation of SS-DNDO may be rejected, e.g. because SS-DNDO is not allowed.

If consultation applies to the call, the call shall be released either if the calling user does not request invocation within the defined timer period (consultation timer) or if the calling user requests invocation within the defined timer period (consultation timer) and this request is rejected.

7.3 Interactions with other supplementary services and ANFs

Interactions with other supplementary services and ANFs for which PISN International Standards were available at the time of publication of this International Standard are specified below.

7.3.1 Calling Line Identification Presentation (SS-CLIP)

No interaction.

7.3.2 Connected Line Identification Presentation (SS-COLP)

No interaction.

7.3.3 Calling/Connected Line Identification Restriction (SS-CLIR)

No interaction.

7.3.4 Calling Name Identification Presentation (SS-CNIP)

No interaction.

7.3.5 Connected Name Identification Presentation (SS-CONP)

No interaction.

7.3.6 Calling/Connected Name Identification Restriction (SS-CNIR)

No interaction.

7.3.7 Completion of Calls to Busy Subscriber (SS-CCBS)

No interaction.

Note 8 - Once the conditions have been reached for a possible invocation of SS-CCBS, any previous invocation of SS-DNDO in the call no longer applies, and it is not possible to invoke SS-DNDO together with SS-CCBS. If the called user has SS-DND active, clause 6.3.11.1 applies.

7.3.8 Completion of Calls on No Reply (SS-CCNR)

No interaction.

Note 9 - Once the conditions have been reached for a possible invocation of SS-CCNR, any previous invocation of SS-DNDO in the call no longer applies, and it is not possible to invoke SS-DNDO together with SS-CCNR. If the called user has SS-DND active, clause 6.3.12.1 applies.

7.3.9 Call Transfer (SS-CT)

No interaction.

7.3.10 Call Forwarding Unconditional (SS-CFU)

At a forwarded-to number for which SS-DND is active:

- 1 If SS-CFNR or Call Deflection from Alert has already been invoked in the call, clause 7.3.12 or 7.3.13 respectively shall apply.
- 2 If neither SS-CFNR nor Call Deflection from Alert has been invoked in the call and SS-DNDO has already been invoked, then the invocation of SS-DNDO applies to the forwarded-to number.
- 3 If neither SS-CFNR nor Call Deflection from Alert nor SS-DNDO have been invoked in the call, then if the calling user is informed that the call has failed because of SS-DND active at the destination and if the calling user invokes SS-DNDO, then the invocation of SS-DNDO shall apply to the forwarded-to number.

7.3.11 Call Forwarding Busy (SS-CFB)

On a call to a PISN number with SS-CFB and SS-DND active for which SS-DNDO is successfully invoked, SS-CFB proceeds normally as if the PISN number did not have SS-DND active.

At a forwarded-to number for which SS-DND is active:

- 1 If SS-CFNR or Call Deflection from Alert has already been invoked in the call, clause 7.3.12 or 7.3.13 respectively shall apply.
- 2 If neither SS-CFNR nor Call Deflection from Alert has been invoked in the call and SS-DNDO has already been invoked, then the invocation of SS-DNDO applies to the forwarded-to number.
- 3 If neither SS-CFNR nor Call Deflection from Alert nor SS-DNDO have been invoked in the call, then if the calling user is informed that the call has failed because of SS-DND active at the destination and if the calling user invokes SS-DNDO, then the invocation of SS-DNDO shall apply to the forwarded-to number.

7.3.12 Call Forwarding No Reply (SS-CFNR)

On a call to a PISN number with SS-CFNR and SS-DND active for which SS-DNDO is successfully invoked, SS-CFNR proceeds normally, i.e. as if the PISN number did not have SS-DND active.

At a forwarded-to number for which SS-DND is active, if SS-CFNR has been invoked in the call, SS-DNDO shall not be applied. The setup of the forwarded call shall fail and the procedures of SS-CFNR shall apply.

7.3.13 Call Deflection (SS-CD)

On a call to a PISN number at which SS-DND is active and for which SS-DNDO has been successfully invoked, Call Deflection Immediate or Call Deflection from Alert can occur.

At a diverted-to number reached as a result of Call Deflection Immediate and for which SS-DND is active:

- If SS-CFNR or Call Deflection from Alert has previously been invoked, SS-DNDO shall not apply, the diverted call shall fail and the procedures of SS-CFNR or Call Deflection from Alert respectively shall apply.
- If neither SS-CFNR nor Call Deflection from Alert has previously been invoked but SS-DNDO has been invoked, then the invocation of SS-DNDO shall apply to the diverted-to number.
- If neither SS-CFNR nor Call Deflection from Alert nor SS-DNDO has previously been invoked, then if the calling user is informed that the call has failed because of SS-DND active at the destination and if the calling user invokes SS-DNDO, then the invocation of SS-DNDO shall apply to the diverted-to number.

At a diverted-to number for which SS-DND is active, if Call Deflection from Alert has been invoked in the call, SS-DNDO shall not be applied. The set up of the diverted call shall fail and the procedures of Call Deflection from Alert shall apply.

7.3.14 Path Replacement (ANF-PR)

No interaction.

7.3.15 Do Not Disturb (SS-DND)

Clause 6.3.15 shall apply.

7.3.16 Call Offer (SS-CO)

If the called user has SS-DND active and SS-DNDO is successfully invoked, then:

- if Call Offer network invocation (immediate), immediate invocation or network invocation (delayed) is applicable to the call, then the invocation of Call Offer shall apply to the call after SS-DND has been overridden;
- if Call Offer consultation applies to the call, it shall apply after SS-DND has been overridden.

7.3.17 Call Intrusion (SS-CI)

If a called user has SS-DND active, and SS-DNDO is successfully invoked, then:

- if SS-CI immediate invocation is applicable to the call, then the invocation of SS-CI shall apply to the call after SS-DND has been overridden;
- if SS-CI consultation is applicable to the call, it shall apply after SS-DND has been overridden.

7.4 Interworking considerations

- 1 For a call originating in a network that does not support SS-DND and/or SS-DNDO, then the PISN may automatically invoke SS-DNDO. If the invocation is not successful (due to the destination in the PISN having SS-DND active and a DNDPL which prevents SS-DNDO) then the call will be rejected due to SS-DND active, according to the procedures of SS-DND.
- 2 If a call is made, with invocation of SS-DNDO, to a destination in a network that does not support SS-DNDO, then the invocation of SS-DNDO will be ignored.

7.5 Overall SDL

Figure 2 contains the dynamic description of SS-DNDO using the Specification and Description Language (SDL) defined in CCITT Rec. Z.100 (1988). The SDL process represents the behaviour of the PISN in providing SS-DNDO to a calling user. Input signals from the left and output signals to the left represent primitives from and to the calling user. Input signals from the right represent inputs from the basic call process or from an internal process.

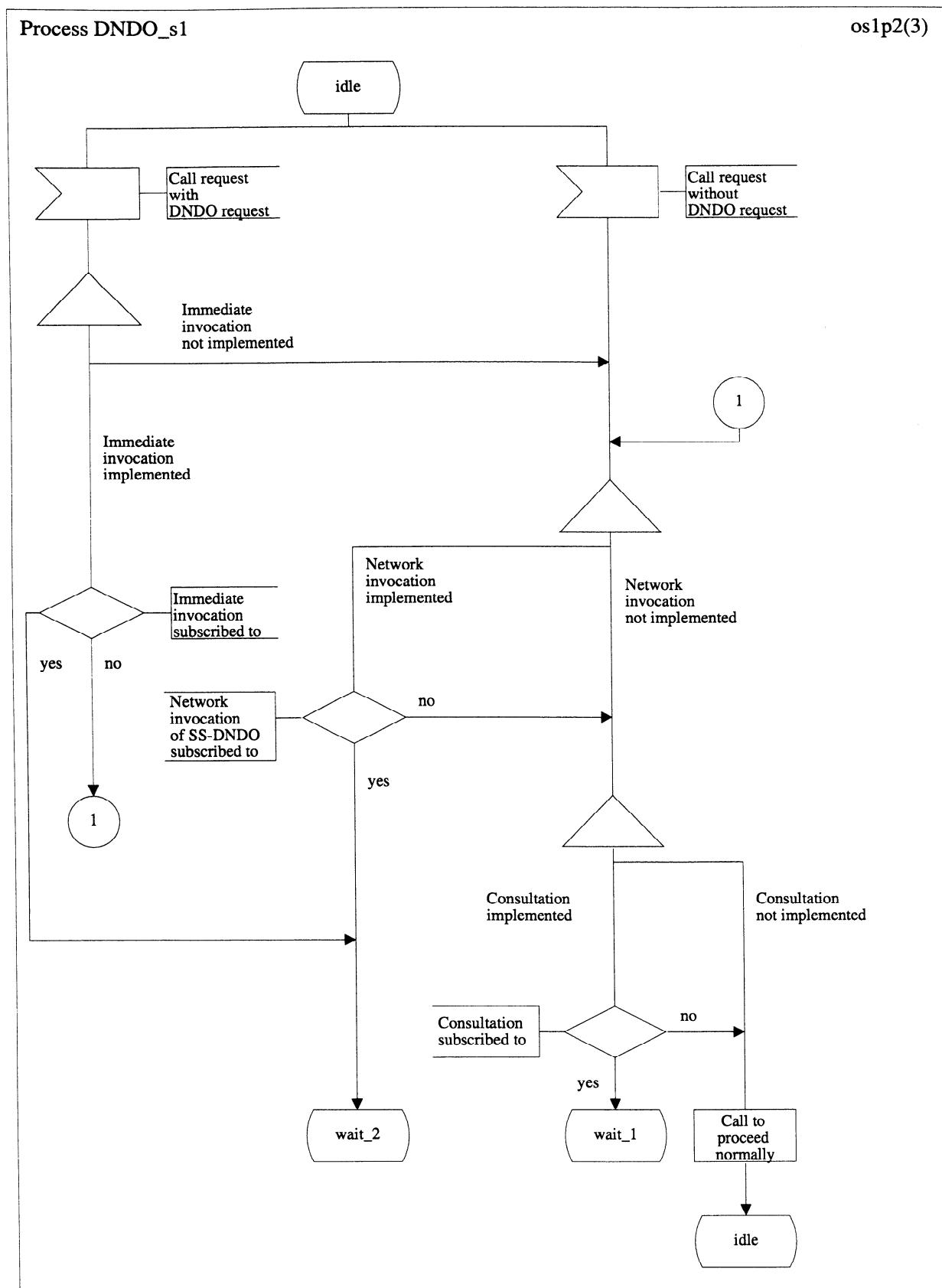


Figure 2 (part 1) - SS-DNDO, overall SDL

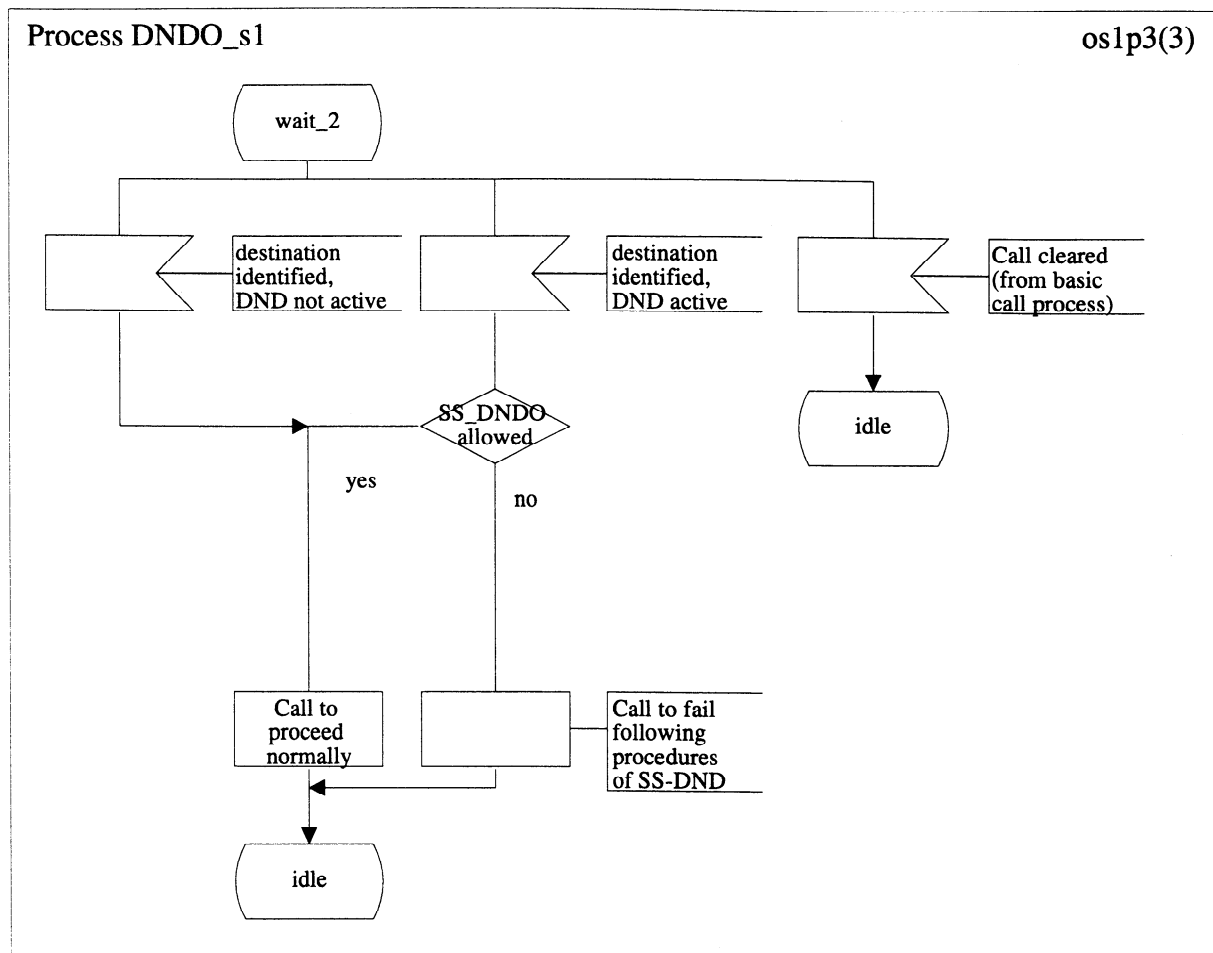


Figure 2 (part 2) - SS-DNDO, overall SDL

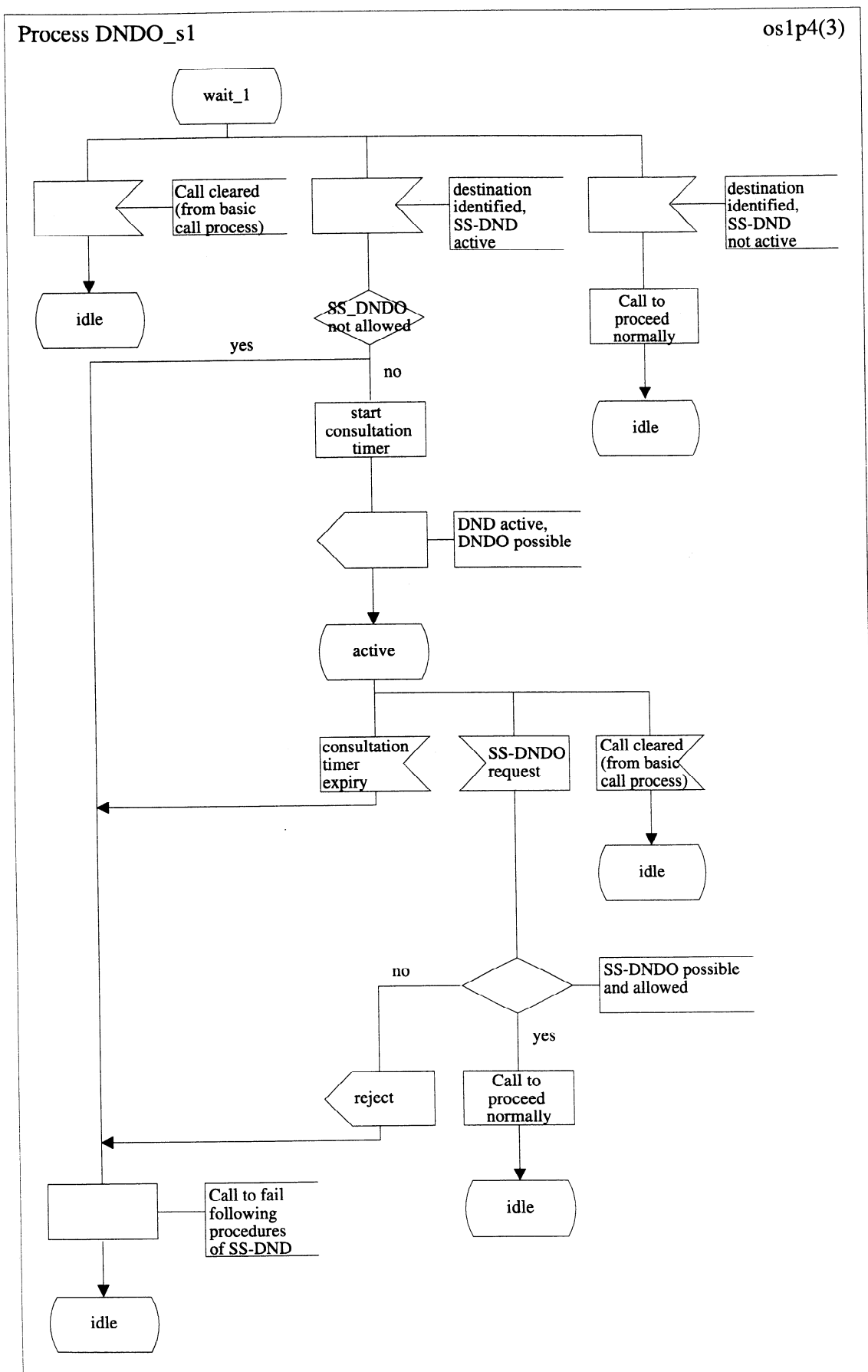


Figure 2 (part 3) - SS-DNDO, overall SDL

8 SS-DND stage 2 specification

8.1 Functional model

8.1.1 Functional model description

The functional model shall comprise the following functional entities:

FE1	Calling user's service agent;
FE2	Calling user's service control agent;
FE3	SS-DND detection and control entity;
FE4	Served user's service agent;
FE5	(De)activating/interrogating user's service control agent;
FE6	(De)activating/interrogating user's service agent.

The following functional relationships shall exist between these FEs:

ra	between FE1 and FE2;
rb	between FE2 and FE3;
rc	between FE3 and FE4;
rd	between FE3 and FE5;
re	between FE5 and FE6.

Figure 3 shows these FEs and relationships.

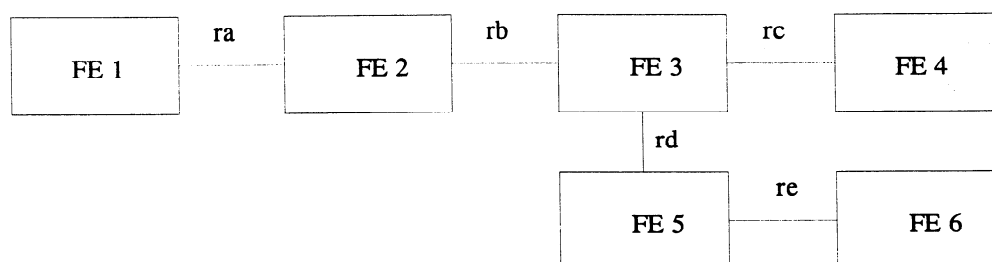


Figure 3 - Functional model for SS-DND

8.1.2 Description of functional entities

8.1.2.1 Calling user's service agent, FE1

This functional entity receives the information from FE2 that SS-DND has been invoked and is responsible for passing this on to the calling user.

8.1.2.2 Calling user's service control agent, FE2

This functional entity:

- receives the information from FE3 that SS-DND has been invoked, and is responsible for passing this on to FE1;
- if required, produces the in-band tone or announcement to inform the calling user of the invocation of SS-DND.

8.1.2.3 SS-DND detection and control entity, FE3

This functional entity:

- maintains the SS-DND activation state of the called user;
- processes activation/deactivation/interrogation requests from FE5, checking the operation is allowed, performing an operation as appropriate and informing FE5 of the result.
- informs FE4 of changes in the SS-DND activation state;
- on an incoming call to the called user, invokes SS-DND if SS-DND is active;
- on invocation of SS-DND, informs FE2 and, if the implementation/subscription options so requires, FE4;
- if required, produces the in-band tone or announcement to inform the calling user of the invocation of SS-DND.

8.1.2.4 Served user's service agent, FE4

This functional entity:

- receives from FE3 indications of changes in the SS-DND activation state and informs the served user of these changes;
- receives from FE3 the indication that SS-DND has been invoked, and informs the called (i.e. served) user of this.

8.1.2.5 (De)activating/interrogating user's service control agent, FE5

This functional entity:

- checks whether the (de)activating/interrogating user is authorized to change the SS-DND activation state of the served user;
- if the user is not authorized, sends a reject message to FE6;
- if the user is authorized, sends the request to FE3, and passes the response from FE3 to FE6.

In the case of local activation/deactivation/interrogation, FE5 is collocated with FE3.

8.1.2.6 (De)activating/interrogating user's service agent, FE6

This functional entity receives PISN user requests for changing and interrogating the SS-DND activation state, passes these to FE5, and passes the response from FE5 back to the PISN user.

Note 10 - FE6 may supply an in-band tone or announcement to the (de)activating/interrogating user to indicate the result of the operation. This is outside the scope of this International Standard.

8.1.3 Relationship of functional model to basic call functional model

An example of a relationship between the FEs for SS-DND and the FEs for the basic call is shown in figure 4.

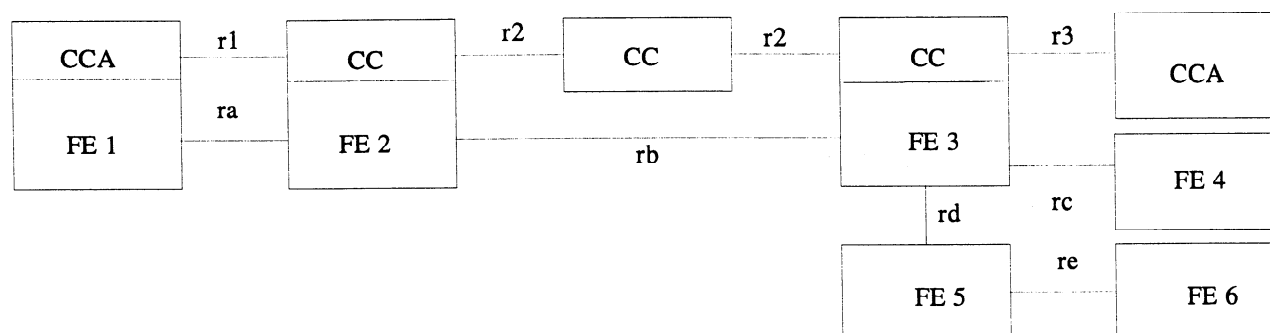


Figure 4 - Example relationship between models for SS-DND and basic call

8.2 Information flows

8.2.1 Definition of information flows

In the tables listing the service elements in information flows, the column headed "Request" indicates which of these service elements are mandatory (M) and which are optional (O) in a request/indication information flow, and the column headed "Confirm" indicates which of these service elements are mandatory (M) and which are optional (O) in a response/confirmation information flow.

8.2.1.1 ra_DND_invoked

ra_DND_invoked is an unconfirmed information flow across ra between FE2 and FE1 which is used to indicate that SS-DND has been invoked.

There are no service elements within the ra_DND_invoked information flow.

8.2.1.2 rb_DND_invoked

rb_DND_invoked is an unconfirmed information flow across rb between FE3 and FE2 which is used to indicate that SS-DND has been invoked.

There are no service elements in this information flow.

8.2.1.3 rc_Activated

rc_Activated is an unconfirmed information flow across rc from FE3 to FE4 used to indicate that SS-DND has been successfully activated.

Table 1 lists the service elements within the rc_Activated information flow.

Table 1 - Content of rc_Activated

Element	Request
Basic Service	M (Note 11)
Served user's MSN number	O (Note 12)
DND Protection Level	O (Note 13)

Note 11 - Indicates a particular basic service or all basic services.

Note 12 - This shall only be included if MSN applies for the served user.

Note 13 - If present, this lists the DNDPL of the basic service or basic services for which SS-DND has been activated.

8.2.1.4 rc_Deactivated

rc_Deactivated is an unconfirmed information flow across rc from FE3 to FE4 used to indicate that SS-DND has been deactivated.

Table 2 lists the service elements within the rc_Deactivated information flow.

Table 2 - Content of rc_Deactivated

Element	Request
Basic Service	M (Note 14)
Served user's MSN number	O (Note 15)

Note 14 - Indicates a particular basic service or all basic services.

Note 15 - This shall only be included if MSN applies for the served user.

8.2.1.5 rc_DND_invoked

rc_DND_invoked is an unconfirmed information flow across rc from FE3 to FE4 which is used to inform the served user that SS-DND has been invoked.

Table 3 lists the service elements within the rc_DND_invoked information flow.

Table 3 - Content of rc_DND_invoked

Element	Request
Served user's MSN number	O (Note 16)
Connection type	M
Originating number	O (Note 17)
Originating subaddress	O (Note 17)
Calling party name	O (Note 18)

Note 16 - The served user's MSN number is only required if MSN applies to the served user.

Note 17 - This information shall be included as defined for the Identification supplementary services in ISO/IEC 14136.

Note 18 - This conveys the calling party name and shall be included as defined in the information flow INFORM1 in ISO/IEC 13864.

8.2.1.6 rd_Activate

rd_Activate is a confirmed information flow across rd from FE5 to FE3 used to request SS-DND activation.

Table 4 lists the service elements within the rd_Activate information flow.

Table 4 - Content of rd_Activate

Element	Request	Confirm
Basic Service	M (Note 19)	O (Note 20)
Served user's number	O (Note 21)	
Served user's MSN number	O (Note 22)	
Result		M (Note 23)
DND Protection Level		O (Note 24)

Note 19 - In the request this indicates a particular basic service or all basic services.

Note 20 - This may be present in the confirmation if the result indicates "accepted" and it lists the basic services for which SS-DND has been activated.

Note 21 - This shall only be included in remote activation information flows.

Note 22 - This shall only be included in non-remote activation information flows and if MSN applies for the served user.

Note 23 - This takes the values "accepted", "rejected".

Note 24 - This may be present in the confirmation if the result indicates "accepted" and it lists the DNDPL of the basic services for which SS-DND has been activated.

8.2.1.7 rd_Deactivate

rd_Deactivate is a confirmed information flow across re from FE6 to FE5 used to request SS-DND deactivation.

Table 5 lists the service elements within the rd_Deactivate information flow.

Table 5 - Content of rd_Deactivate

Element	Request	Confirm
Basic Service	M (Note 25)	
Served user's number	O (Note 26)	
Served user's MSN number	O (Note 27)	
Result		M (Note 28)

Note 25 - Indicates a particular basic service or all basic services.

Note 26 - This shall only be included in remote deactivation information flows.

Note 27 - This shall only be included in non-remote deactivation information flows and if MSN applies for the served user.

Note 28 - This takes the values "accepted", "rejected".

8.2.1.8 rd_Interrogate

rd_Interrogate is a confirmed information flow across rd from FE5 to FE4 used to request SS-DND interrogation.

Table 6 lists the service elements within the rd_Interrogate information flow.

Table 6 - Content of rd_Interrogate

Element	Request	Confirm
Served user's number	O (Note 30)	
Served user's MSN number	O (Note 31)	
Basic Services		M (Note 29)
Result		M (Note 32)
DND Protection Level		O (Note 33)

Note 29 - This lists the basic services for which SS-DND is active. If SS-DND is not active for any basic service, the list is empty.

Note 30 - This shall only be included in remote interrogation information flows.

Note 31 - This shall only be included in non-remote interrogation information flows and if MSN applies for the served user.

Note 32 - This takes the values "accepted", "rejected".

Note 33 - This may be present in the confirmation. It lists the DNDPL of the basic services for which SS-DND is active.

8.2.1.9 re_Activate

re_Activate is a confirmed information flow across re from FE6 to FE5 used to request SS-DND activation.

Table 7 lists the service elements within the re_Activate information flow.

Table 7 - Content of re_Activate

Element	Request	Confirm
Basic Service	M (Note 34)	O (Note 35)
Served user's number	O (Note 36)	
Activating user's MSN number	O (Note 37)	
Result		M (Note 38)
DND Protection Level		O (Note 39)

Note 34 - Indicates a particular basic service or all basic services.

Note 35 - This may be present in the confirmation if the result indicates "accepted" and it lists the basic services for which SS-DND has been activated.

Note 36 - This shall only be included in remote activation information flows.

Note 37 - This shall only be included if MSN applies for the activating user.

Note 38 - This takes the values "not authorized", "accepted", "rejected".

Note 39 - This may be present in the confirmation if the result indicates "accepted". It lists the DNDPL of the basic services for which SS-DND has been activated.

8.2.1.10 re_Deactivate

re_Deactivate is a confirmed information flow across re from FE6 to FE5 used to request SS-DND deactivation.

Table 8 lists the service elements within the re_Deactivate information flow.

Table 8 - Content of re_Deactivate

Element	Request	Confirm
Basic Service	M (Note 40)	
Served user's number	O (Note 41)	
Deactivating user's MSN number	O (Note 42)	
Result		M (Note 43)

Note 40 - Indicates a particular basic service or all basic services.

Note 41 - This shall only be included in remote deactivation information flows.

Note 42 - This shall only be included if MSN applies for the deactivating user.

Note 43 - This takes the values "not authorized", "accepted", "rejected".

8.2.1.11 re_Interrogate

re_Interrogate is a confirmed information flow across re from FE6 to FE5 used to request SS-DND interrogation.

Table 9 lists the service elements within the re_Interrogate information flow.

Table 9 - Content of re_Interrogate

Element	Request	Confirm
Served user's number	O (Note 45)	
Interrogating user's MSN number	O (Note 46)	
Result		M (Note 47)
Basic Services		O (Note 44)
DND Protection Level		O (Note 48)

Note 44 - This is present in the confirmation if and only if result is "allowed". It lists the basic services for which SS-DND is active. If SS-DND is not active for any basic service, the list is empty.

Note 45 - This shall only be included in remote interrogation information flows.

Note 46 - This shall only be included if MSN applies for the interrogating user.

Note 47 - This takes the values "not allowed", "allowed".

Note 48 - This may be present in the confirmation if result is "allowed". It lists the DNDPL of the basic services for which SS-DND is active.

8.2.2 Relationship of information flows to basic call information flows

ra_DND_invoked request/indication shall be sent:

- with r1_DISCONNECT request/indication if no tone or announcement is to be given to the calling user;
- with r1_REPORT request/indication (specifying Report Type = "call rejection" and Call History = "In-band information") if a tone or announcement is to be given to the calling user and no r1_REPORT request/indication has previously been sent;
- independently of any basic call information flow if a tone or announcement is to be given to the calling user and r1_REPORT request/indication has previously been sent.

rb_DND_invoked request/indication shall be sent:

- with r2_RELEASE request/indication if no tone or announcement is to be given by FE3 to the calling user;
- with r2_REPORT request/indication (specifying Report Type = "call rejection" and Call History = "In-band information") if a tone or announcement is to be given by FE3 to the calling user and no r2_REPORT request/indication has previously been sent;

- independently of any basic call information flow if a tone or announcement is to be given by FE3 to the calling user and r2_REPORT request/indication has previously been sent.

All other information flows shall be sent independently of basic call information flows.

Table 10 summarizes the relationship of the SS-DND information flows with those of the basic call.

Table 10 - Relationship of the SS-DND information flows with the basic call

Information flow		Independent of basic call flow	With basic flow	Basic call flows
ra_DND_invoked	request	yes	yes	r1_REPORT_request/indication, r1_DISCONNECT_request/indication
rb_DND_invoked	request	yes	yes	r2_REPORT_request/indication, r2_RELEASE_request/indication
rc_Activated	request	yes	no	
rc_Deactivated	request	yes	no	
rc_DND_invoked	request	yes	no	
rd_Activate	request	yes	no	
rd_Activate	confirm	yes	no	
rd_Deactivate	request	yes	no	
rd_Deactivate	confirm	yes	no	
rd_Interrogate	request	yes	no	
rd_Interrogate	confirm	yes	no	
re_Activate	request	yes	no	
re_Activate	confirm	yes	no	
re_Deactivate	request	yes	no	
re_Deactivate	confirm	yes	no	
re_Interrogate	request	yes	no	
re_Interrogate	confirm	yes	no	

8.2.3 Examples of information flow sequences

A stage 3 International Standard for SS-DND shall provide signalling procedures in support of the information flow sequences specified below. In addition, signalling procedures should be provided to cover other sequences arising from error situations, interactions with basic call, interactions with other supplementary services, different topologies, etc..

In the figures, SS-DND information flows are represented by solid arrows and basic call information flows are represented by broken arrows. An ellipse embracing two information flows indicates that the two information flows occur simultaneously. Within a column representing an SS-DND functional entity, the numbers refer to functional entity actions listed in 8.3. The following abbreviations are used:

req	request
ind	indication
resp	response
cfm	confirmation

8.2.3.1 Normal operation of SS-DND

Figure 5 shows the information flow sequence for normal operation of SS-DND, in which an in band tone or announcement is given by FE3. The calling user may release the call using normal basic call procedures; FE3 may release the call using normal basic call procedures, e.g. after completion of an announcement. The indication of SS-DND invocation given to the served user is optional and depends on the subscription options of the served user.

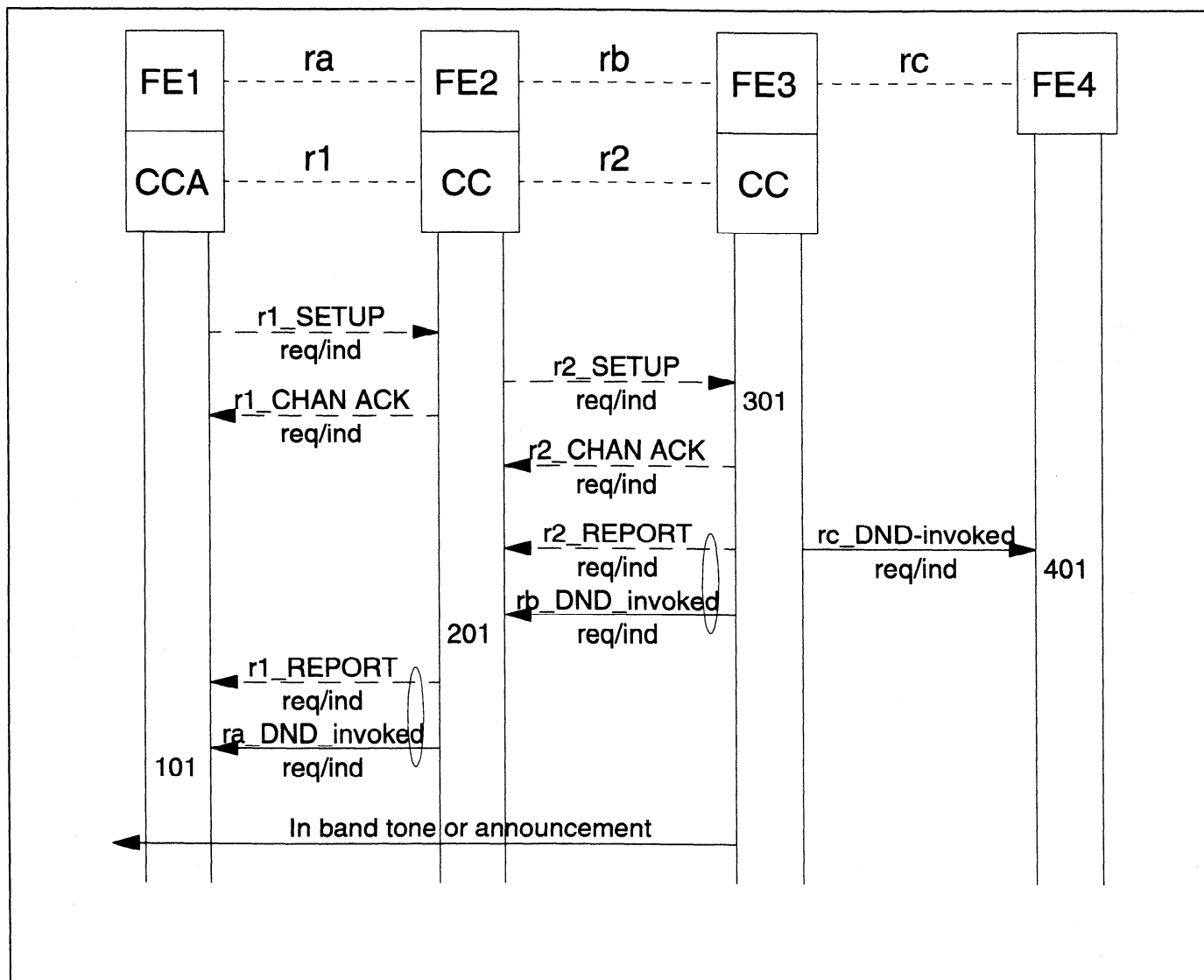
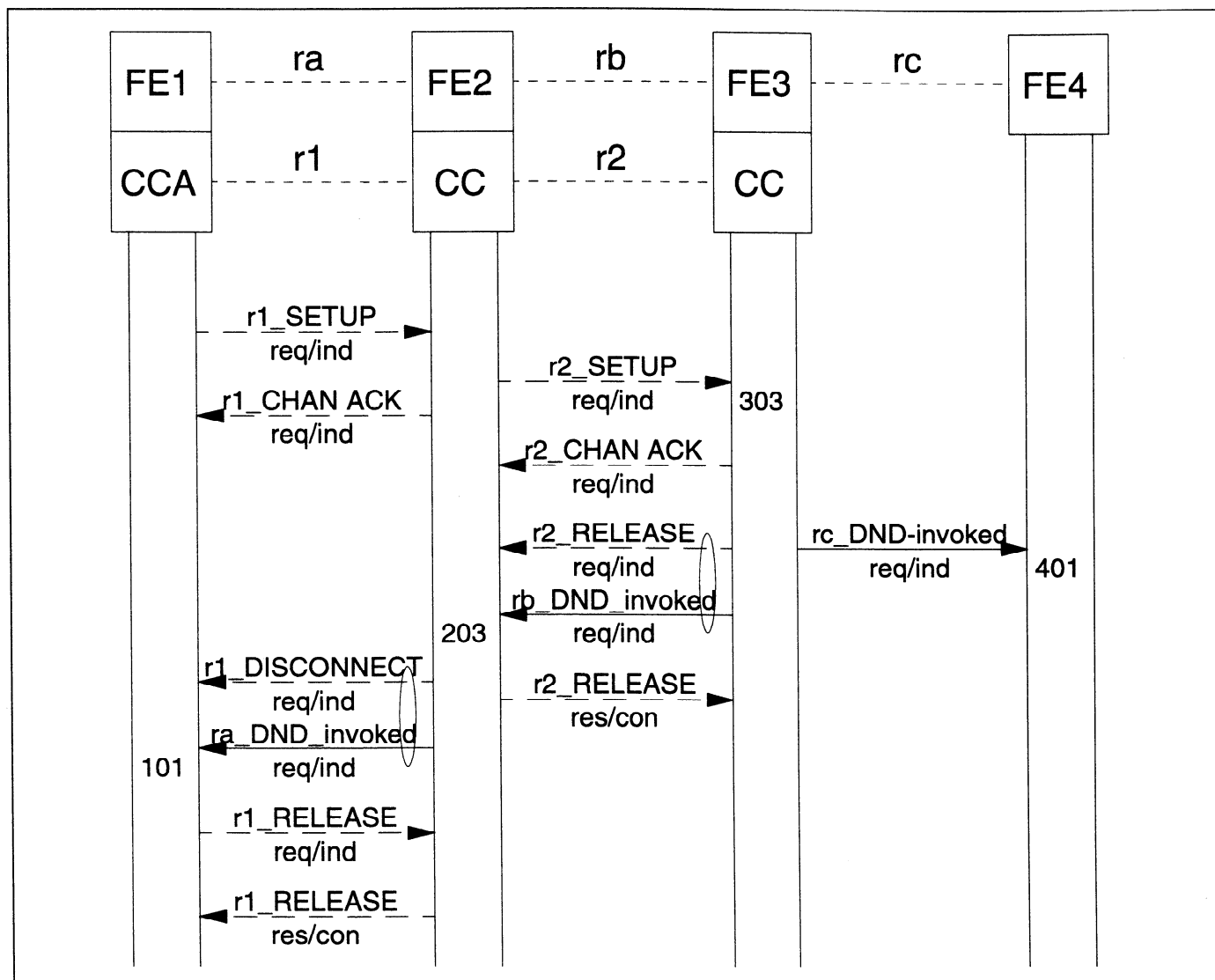


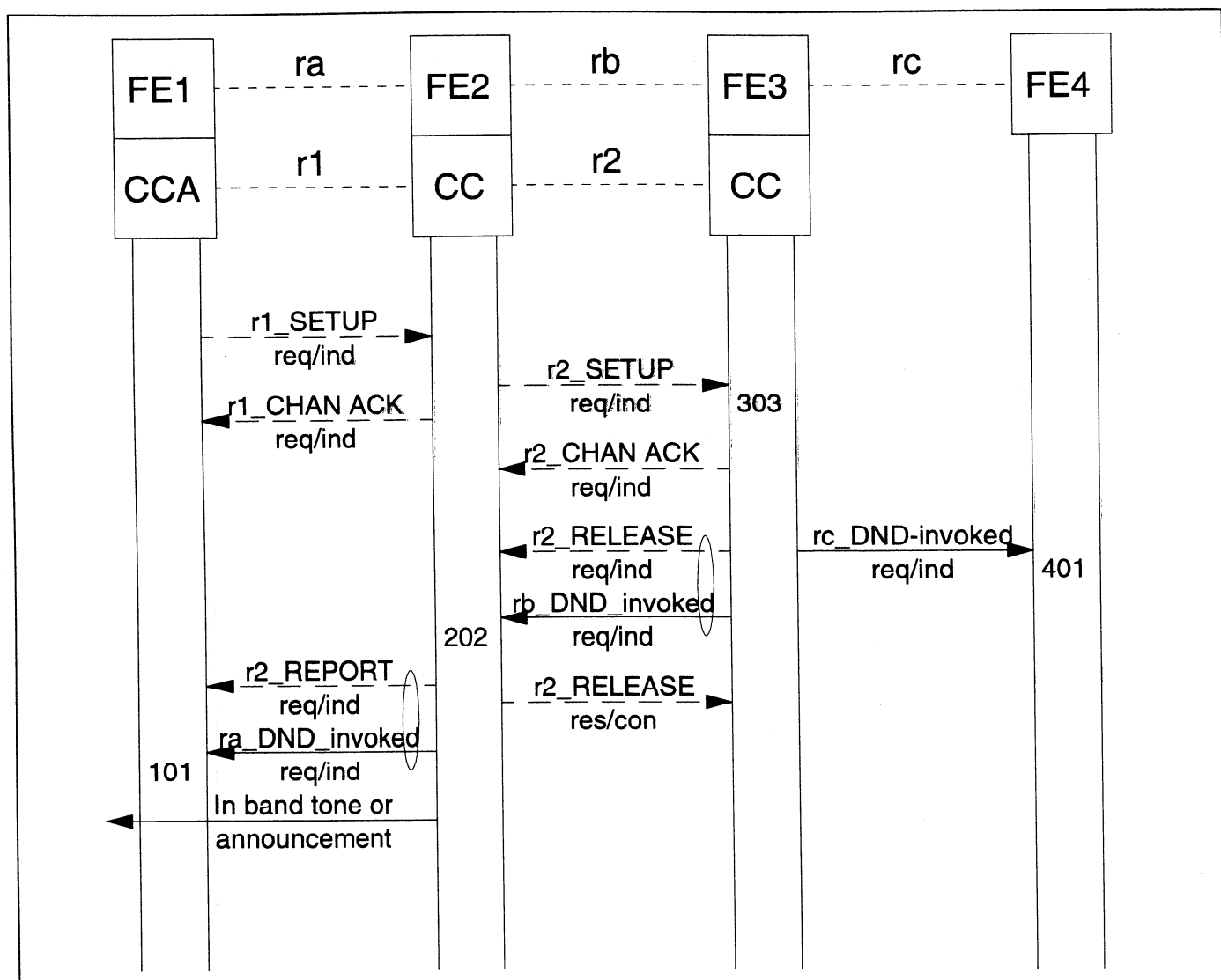
Figure 5 - Information flow sequence - normal operation of SS-DND
with tone or announcement to calling user from FE3

Figure 6 shows the information flow sequence for normal operation of SS-DND, in which no in band tone or announcement is given to the calling user. FE3 releases the call. The indication of SS-DND invocation given to the served user is optional and depends on the subscription options of the served user.



**Figure 6 - Information flow sequence - normal operation of SS-DND
with no tone or announcement to calling user**

Figure 7 shows the information flow sequence for normal operation of SS-DND, in which an in band tone or announcement is given to the calling user by FE2. The calling user may release the call using normal basic call procedures; FE2 may release the call using normal basic call procedures, e.g. after completion of an announcement. The indication of SS-DND invocation given to the served user is optional and depends on the subscription options of the served user.



**Figure 7 - Information flow sequence - normal operation of SS-DND
with tone or announcement to calling user from FE2**

8.2.3.2 Activation/deactivation/interrogation of SS-DND

Figure 80 shows in generic form the information flow sequence for successful activation/ deactivation/interrogation of SS-DND. A particular information flow sequence is obtained by replacing X, Y and Z as shown in table 11:

Table 11 - Mapping of X, Y, Z into information flows

	X	Y	Z
Activate	re_Activate	rd_Activate	rc_Activated
Deactivate	re_Deactivate	rd_Deactivate	rc_Deactivated
Interrogate	re_Interrogate	rd_Interrogate	-

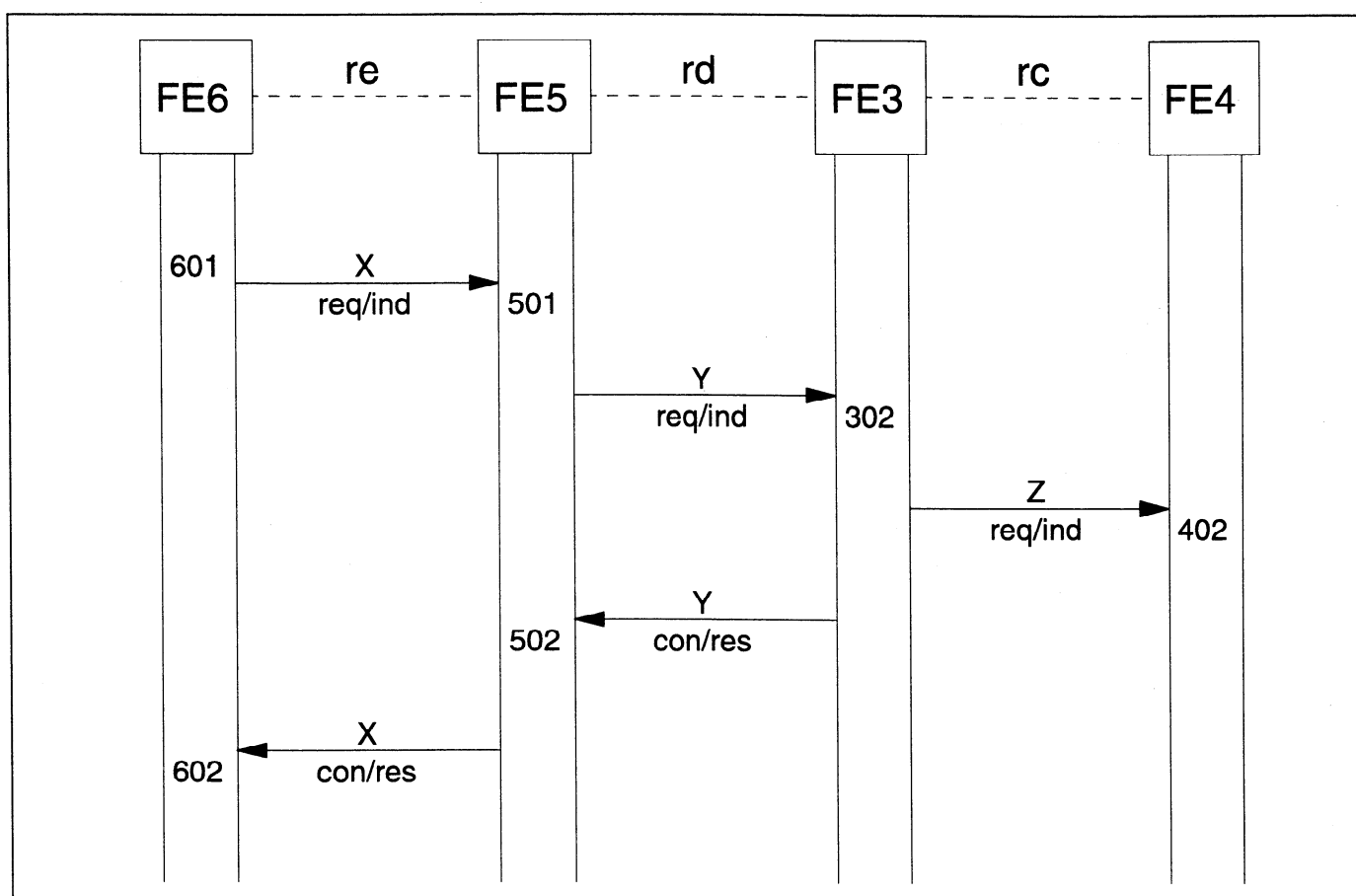


Figure 8 - Information flow sequence for successful activation/deactivation/interrogation of SS-DND

8.3 Functional entity actions

The following FE actions shall occur at the points indicated in the figures of 8.2.3.

8.3.1 Functional entity actions of FE1

- 101 The ra_DND_invoked indication is processed (in addition to the basic call actions resulting from the processing of the REPORT_indication or the DISCONNECT_indication, if received together with ra_DND_invoked indication). A REPORT_indication primitive marked as call rejected due to SS-DND is sent to the calling user.

8.3.2 Functional entity actions of FE2

- 201 The rb_DND_invoked_indication is processed (in addition to the basic call actions resulting from the processing of the REPORT_indication, if received together with rb_DND_invoked_indication). An ra_DND_invoked_request is sent to FE1.
- 202 In addition to the basic call actions resulting from the processing of the RELEASE_indication, the rb_DND_invoked_indication is processed. An in band source shall be applied to the information channel and an ra_DND_invoked_request shall be sent (possibly together with an r1_REPORT_request) to FE1.
- 203 In addition to the basic call actions resulting from the processing of the RELEASE_indication, the rb_DND_invoked_indication is processed. An ra_DND_invoked_request shall be sent (together with an r1_DISCONNECT_request) to FE1.

8.3.3 Functional entity actions of FE3

- 301 In addition to the basic call actions resulting from the processing of the SETUP_indication:
- an in-band source shall be applied to the information channel, and an rb_DND_invoked_request (together with an r2_REPORT_request to the preceding CC, unless this has already been sent in connection with some other supplementary service) shall be sent to FE2;
 - if the served user is to receive an indication that SS-DND has been invoked, then an rc_DND_invoked_request shall be sent to FE4.
- 302 The rd_Activate indication, rd_Deactivate indication or rd_Interrogate indication is processed:
- a rd_Activate response, rd_Deactivate response or rd_Interrogate response, as appropriate, is sent to FE5;
 - in the case of successful activation or deactivation, a rc_Activated request or rc_Deactivated request, as appropriate, is sent to FE4.
- 303 In addition to the basic call actions resulting from the processing of the SETUP_indication:
- an rb_DND_invoked_request (together with an r2_RELEASE_request to the preceding CC) shall be sent to FE2;
 - if the served user is to receive an indication that SS-DND has been invoked, then an rc_DND_invoked_request shall be sent to FE4.

8.3.4 Functional entity actions of FE4

- 401 The rc_DND_invoked_indication is processed. An rc_DND_invoked_indication primitive is sent to the called PISN user.
- 402 The rc_Activated indication or rc_Deactivated indication is processed and an appropriate primitive is sent to the served user.

8.3.5 Functional entity actions of FE5

- 501 The re_Activate indication, re_Deactivate indication or re_Interrogate indication is processed and the authority of the (de)activating/interrogating user is checked.
- if the (de)activating/interrogating user is not authorized, then a re_Activate response, re_Deactivate response or re_Interrogate response, as appropriate, with result "not_allowed" is sent to FE6;
 - If the (de)activating/interrogating user is authorized, then a rd_Activate request, rd_Deactivate request or rd_Interrogate request, as appropriate, is sent to FE3.
- 502 The rd_Activate confirmation, rd_Deactivate confirmation or rd_Interrogate confirmation is processed and an rd_Activate response, rd_Deactivate response or rd_Interrogate response, as appropriate, is sent to FE6.

8.3.6 Functional entity actions of FE6

- 601 The activate/deactivate/interrogate request from the (de)activating/interrogating user is processed and a re_Activate request, re_Deactivate request or re_Interrogate request, as appropriate, is sent to FE5.
- 602 The rd_Activate confirmation, rd_Deactivate confirmation or rd_Interrogate confirmation is processed and an appropriate primitive is sent to the (de)activating/interrogating user.

8.4 Functional entity behaviour

The FE behaviours shown below are intended to illustrate typical FE behaviour in terms of information flows sent and received. The behaviour of each FE is shown using the Specification and Description Language (SDL) defined in CCITT Rec. Z.100 (1988).

8.4.1 Behaviour of FE1

Figure 9 shows the normal behaviour of FE1. Output signals to the left represent primitives to calling user. Input signals from the right represent information flows from FE2.

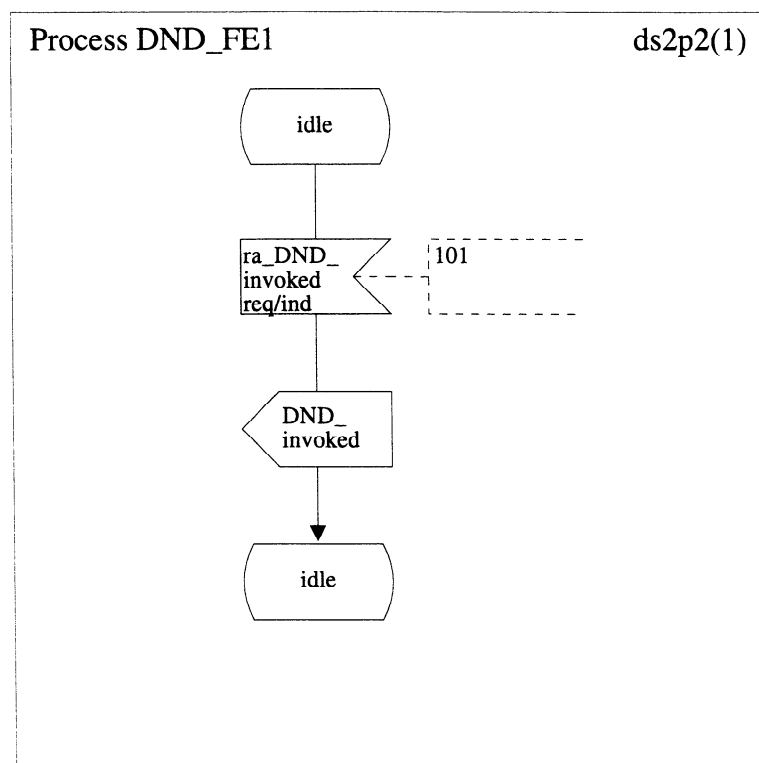


Figure 9 - SS-DND, SDL for functional entity FE1

8.4.2 Behaviour of FE2

Figure 10 shows the normal behaviour of FE2. Input signals from the right represent information flows from FE3. Output signals to the left represent information flows to FE1.

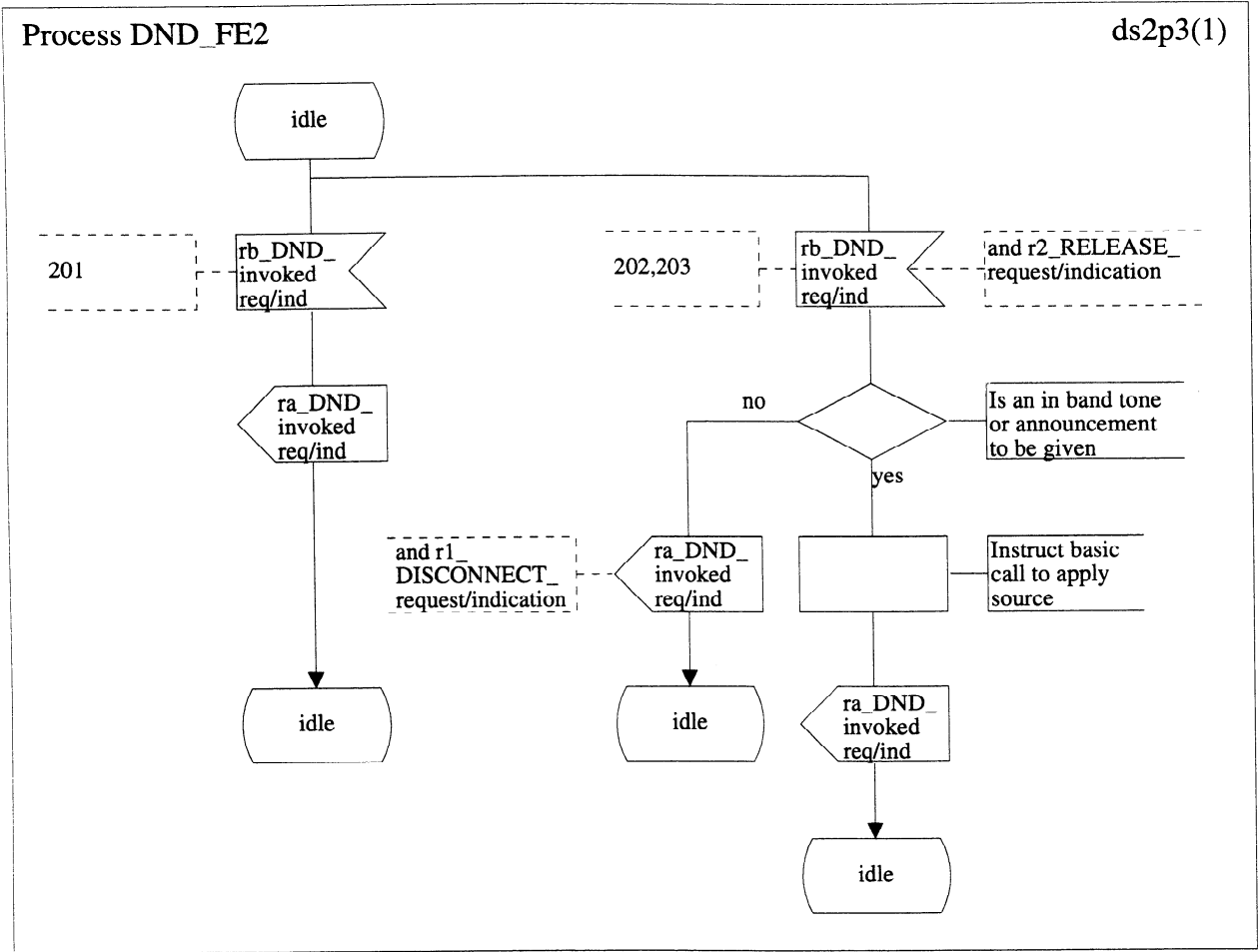


Figure 10 - SS-DND, SDL for functional entity FE2

8.4.3 Behaviour of FE3

Figure 11 shows the normal behaviour of FE3. Input signals from the right represent input signals from the collocated CC. Output signals to the right represent information flows to FE4. Input signals from the left and output signals to the left represent information flows from and to FE2 or FE5 as appropriate.

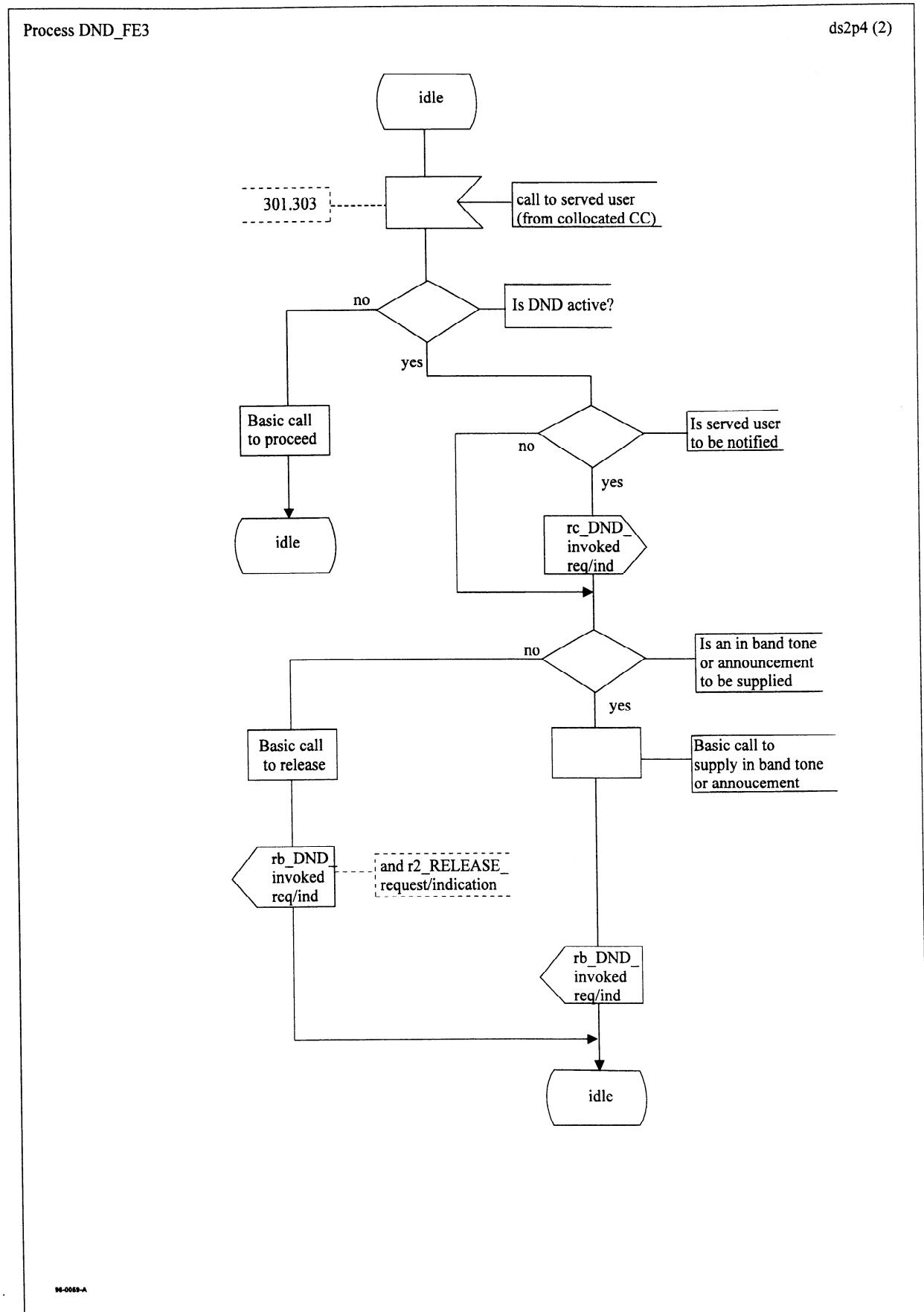


Figure 11 (part 1) - SS-DND, SDL for functional entity FE3

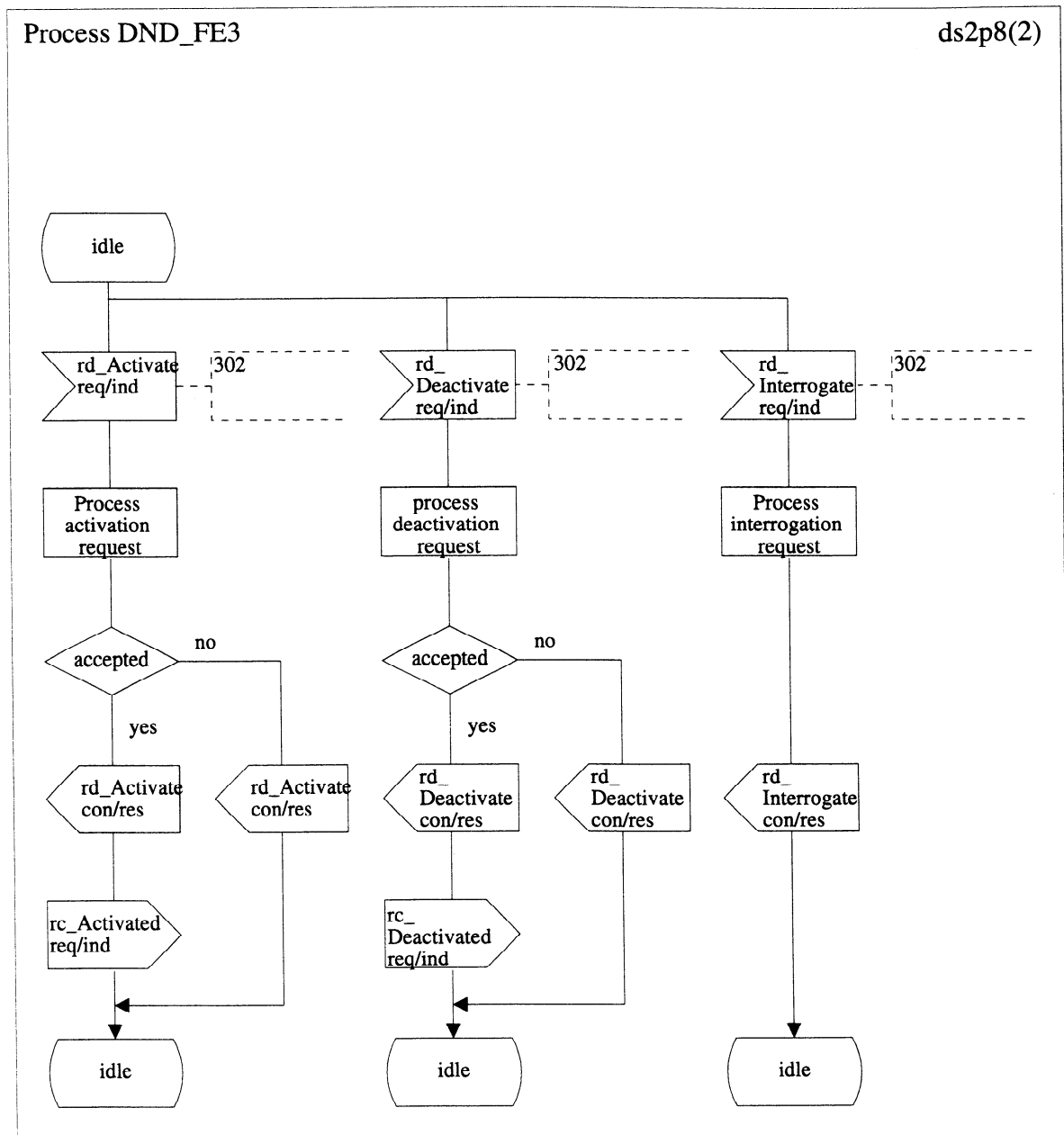


Figure 11 (part 2) - SS-DND, SDL for functional entity FE3

8.4.4 Behaviour of FE4

Figure 12 shows the normal behaviour of FE4. Output signals to the right represent primitives to the called user. Input signals from the left represent information flows from FE3.

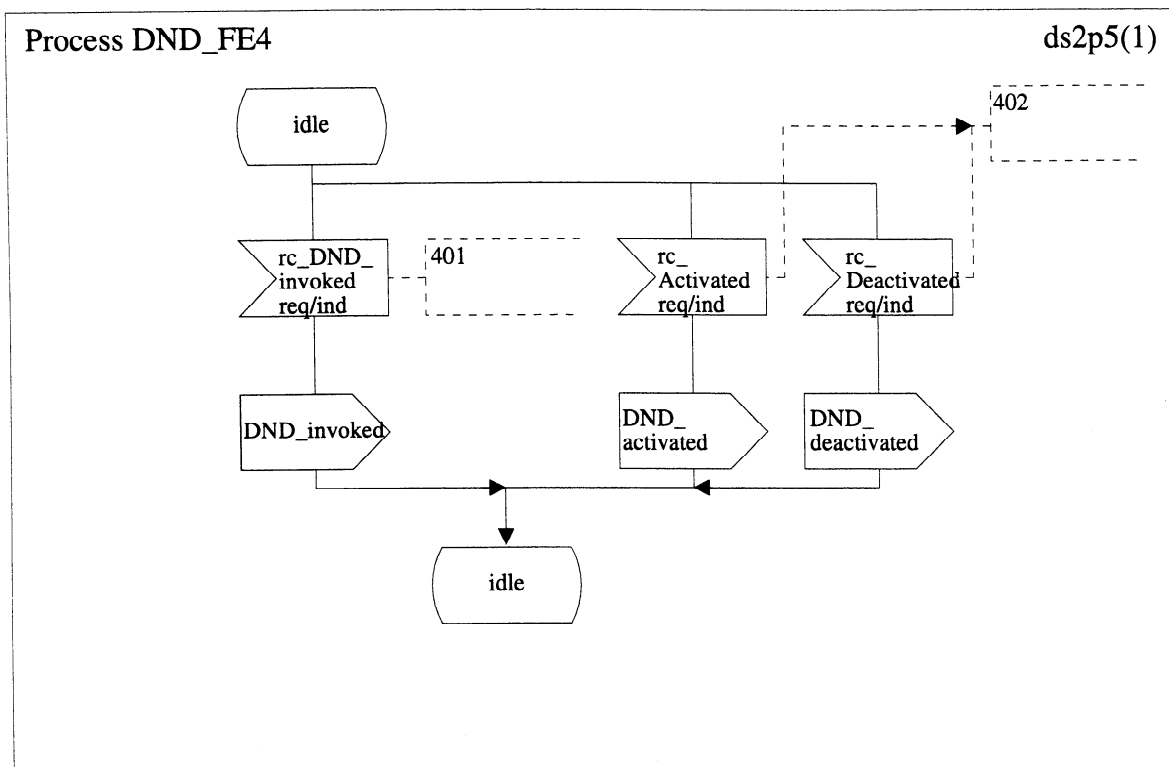


Figure 12 - SS-DND, SDL for functional entity FE4

8.4.5 Behaviour of FE5

Figure 13 shows the normal behaviour of FE5. Input signals from the left and output signals to the left represent information flows from and to FE6. Input signals from the right and output signals to the right represent information flows from and to FE3.

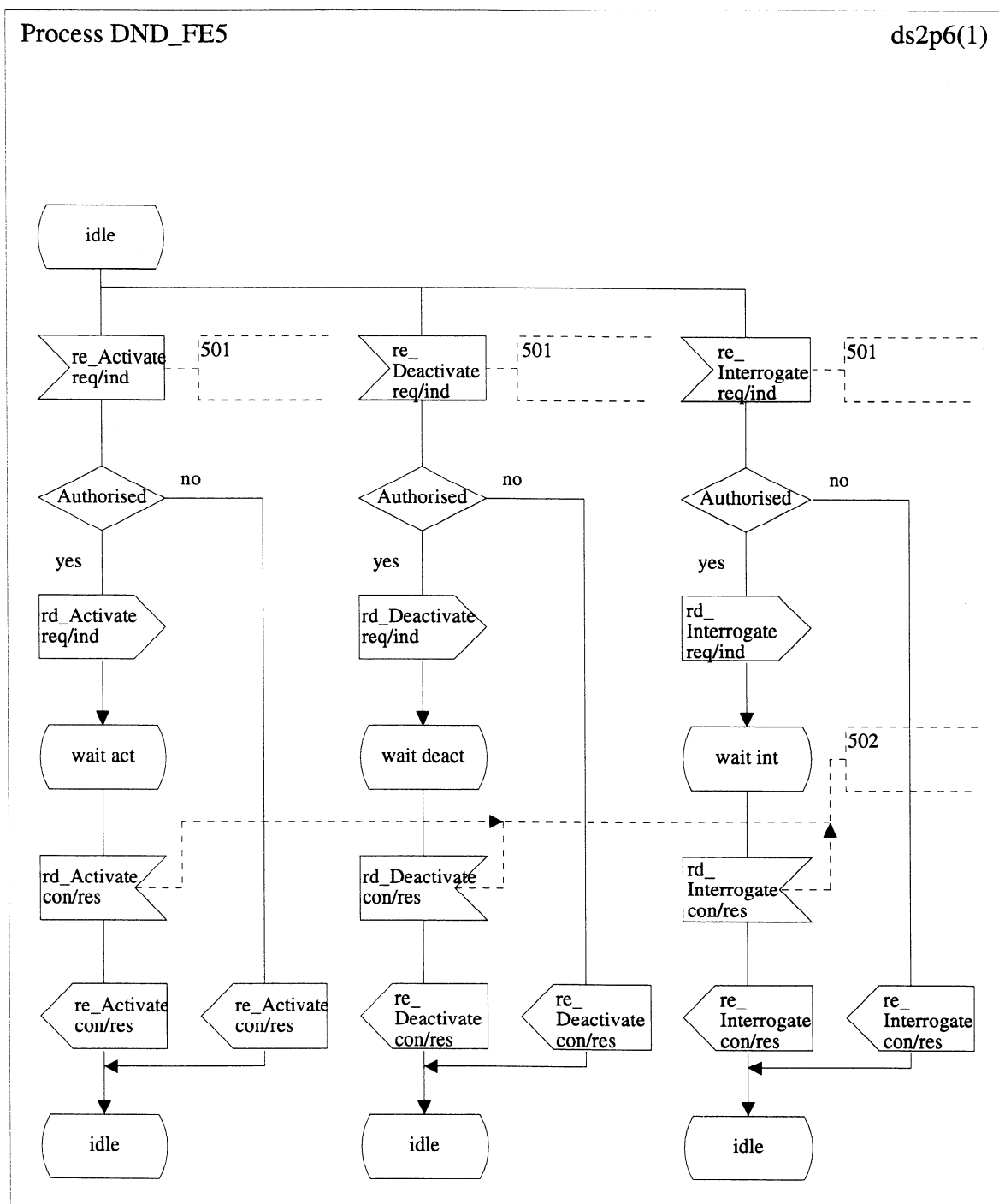


Figure 13 - SS-DND, SDL for functional entity FE5

8.4.6 Behaviour of FE6

Figure 14 shows the normal behaviour of FE6. Input signals from the left and output signals to the left represent primitives from and to the (de)activating/interrogating user. Input signals from the right and output signals to the right represent information flows from and to FE5.

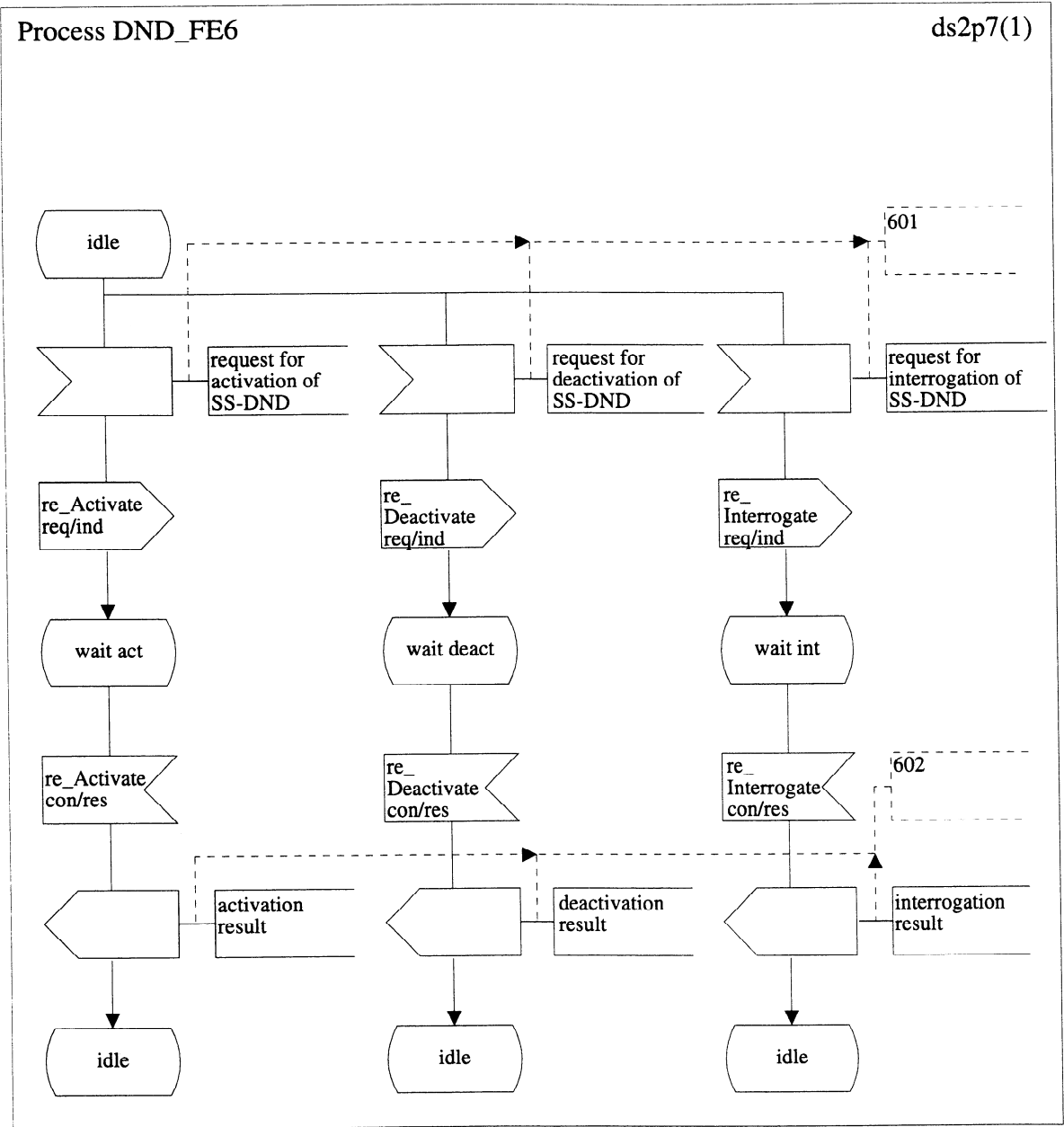


Figure 14 - SS-DND, SDL for functional entity FE6

8.5 Allocation of functional entities to physical equipment

The allocation of FEs to physical locations as shown in tables 12 and 13 shall apply. Where a terminal involved is stimulus with respect to SS-DND, any FE shown as residing in the corresponding user's TE shall reside in that user's PINX.

Table 12 - Scenarios for the allocation of FEs to physical equipment for normal operation

	FE1	FE2	FE3	FE4
Scenario 1	Originating TE	Originating PINX	Terminating PINX	Terminating TE

Table 13 - Scenarios for the allocation of FEs to physical equipment for activation/deactivation/interrogation

	FE6	FE5	FE3	FE4
Scenario 2	Served User TE	Served User PINX	Served User PINX	Served User TE
Scenario 3	(De)activating/ interrogating User TE	(De)activating/ interrogating User PINX	Served User PINX	Served User TE

8.6 Interworking considerations

On an incoming call from another network:

- 1 If the other network supports SS-DND, then FE1 and FE2 shall be in the other network (see table 14, scenario 4).
- 2 If the other network does not support SS-DND, then FE2 is in the gateway PINX. The behaviour of FE2 towards the other network may be implementation dependent and may depend on the requirements of the other network (see table 14, scenario 5).

Table 14 - Scenarios for the allocation of FEs to physical equipment for normal operation in the case of interworking with another network

	FE1	FE2	FE3	FE4
Scenario 4	Other network	Other network	Terminating PINX	Terminating TE
Scenario 5		Gateway PINX	Terminating PINX	Terminating TE

9 SS-DNDO stage 2 specification

The stage 2 specification provides for two different methods for the operation of SS-DNDO within the network. With the path retention method, if a called user with SS-DND active is encountered the network connection between the Originating CC and the Destination CC is not released in accordance with the procedures of SS-DND but instead is retained awaiting a possible request for SS-DNDO. With the non-retention method, if a called user with SS-DND active is encountered and the basic call SETUP request/indication was not accompanied by a request for SS-DNDO, the network connection is released in accordance with the procedures of SS-DND. Therefore, with the non-retention method, if SS-DNDO is requested after encountering a called user with SS-DND active a new network connection has to be established.

Either of the methods can be used to support any of the three methods of invoking SS-DNDO described in 7.2.2.2.

- Network invocation and immediate invocation can be supported by the non-retention method by accompanying the SETUP request/indication with a request for SS-DNDO.
- Network invocation and immediate invocation can be supported by the path retention method by accompanying the SETUP request/indication with a request for path retention and then, when the path is retained because the called user has SS-DND active, requesting SS-DNDO.
- Consultation can be supported by the non-retention method by not accompanying the SETUP request/ indication with a request for SS-DNDO and then, when the connection is released because the called user has SS-DND active, consulting the calling user. SS-DNDO can be requested if necessary by repeating the SETUP request/indication, this time accompanied by a request for SS-DNDO.
- Consultation can be supported by the path retention method by accompanying the SETUP request/indication with a request for path retention and then, when the path is retained because the called user has SS-DND active, consulting the calling user. SS-DNDO can be requested if necessary using the retained connection. If it is determined that SS-DNDO is not required the connection is released.

The stage 3 International Standard for SS-DNDO at the Q reference point shall support both options, shall permit a PINX supporting FE2 functionality (see clause 9.1) to support either path retention or non-retention or both, and shall require a PINX supporting FE3 functionality to support both path retention and non-retention.

9.1 Functional model

9.1.1 Functional model description

The functional model shall comprise the following functional entities:

- FE1 Calling user's service agent;
- FE2 Calling user's service control agent;
- FE3 SS-DND and SS-DNDO detection and control entity.

The following functional relationships shall exist between these FEs:

- ra between FE1 and FE2;
- rb between FE2 and FE3

Figure 15 shows these FEs and relationships.

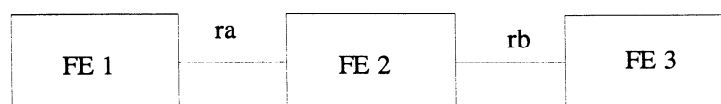


Figure 15 - Functional model for SS-DNDO

9.1.2 Description of functional entities

9.1.2.1 Calling user's service agent, FE1

This functional entity is responsible for accepting requests for SS-DNDO from the calling user and passing these to FE2. It also receives the information from FE2 that SS-DND has been invoked and that SS-DNDO may be invoked, and is responsible for passing this on to the calling user.

9.1.2.2 Calling user's service control agent, FE2

This functional entity:

- at the time of the original basic call r1_SETUP_request/indication:
 - receives and validates request from FE1 for immediate invocation of SS-DNDO;
 - determines if immediate invocation, network invocation or consultation is applicable to the call;
 - if SS-DNDO is applicable to the call, determines if the path retention method or the non-retention method is to be used and, as appropriate, sends a path retention request or immediate invocation request to FE3 at the time of the original basic call r2_SETUP_request/indication, or retains the call setup information;
- if consultation applies to the call and the conditions for performing consultation are met:
 - informs FE1 that SS-DND is active and SS-DNDO may be requested, and, if appropriate, applies an in band tone or announcement to the information channel;
 - limits the length of the consultation by clearing the call if the calling user has not responded (by requesting SS-DNDO or clearing the call) within the consultation time;
 - receives request (during consultation) from FE1 for invocation of SS-DNDO, sends an appropriate SS-DNDO invocation request (depending on the method used) to FE3, and sends the result of the invocation request to FE1;
- if immediate invocation or network invocation applies and the path retention method is used, on receipt of the information from FE3 that SS-DND is active and SS-DNDO is allowed, sends a SS-DNDO invocation request to FE3.

9.1.2.3 SS-DND and SS-DNDO detection and control entity, FE3

This functional entity:

- on an incoming call with DNDO request to the called user who has SS-DND active, checks if SS-DNDO is allowed; if so, SS-DND is overridden and the call proceeds normally; if not, no action is taken (the procedures of SS-DND apply);
- on an incoming call without DNDO request but with path retention request, if SS-DND is active and SS-DNDO is allowed, retains the path to FE2 and offers FE2 the possibility of invoking SS-DNDO. If required, applies an in band tone or announcement. On receipt of an SS-DNDO request from FE2, checks if SS-DNDO is still allowed and, if so, overrides SS-DND, informing FE2 of the result.

9.1.3 Relationship of functional model to basic call functional model

An example of a relationship between the FEs for SS-DNDO and the FEs for the basic call is shown in figure 16.

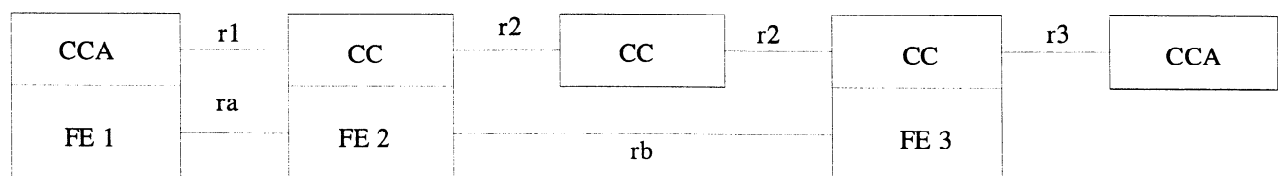


Figure 16 - Example relationship between models for SS-DNDO and basic call

9.2 Information flows

9.2.1 Definition of information flows

In the tables listing the service elements in information flows, the column headed "Request" indicates which of these service elements are mandatory (M) and which are optional (O) in a request/indication information flow, and the column headed "Confirm" indicates which of these service elements are mandatory (M) and which are optional (O) in a response/confirmation information flow.

9.2.1.1 ra_DNDO

ra_DNDO is an unconfirmed information flow across ra from FE1 to FE2 which is used to invoke SS-DNDO as part of the original call setup.

There are no service elements within the ra_DNDO information flow.

9.2.1.2 ra_DNDO_INV

ra_DNDO_INV is a confirmed information flow across ra from FE1 to FE2 which is used to invoke SS-DNDO. The response indicates one of the following:

- short term denial, e.g. because of congestion;
- long term denial, e.g. because of insufficient DNDOCL;
- success.

Table 15 list the service elements within the ra_DNDO_INV information flow.

Table 15 - Content of ra_DNDO_INV

Element	Request	Confirm
DNDO_INV_result		M (Note 49)

Note 49 - DNDO_INV_result takes one of the values: short-term-denial, long-term-denial, success.

9.2.1.3 ra_INFORM

ra_INFORM is an unconfirmed information flow across ra from FE2 to FE1 which is used to inform the calling user that SS-DND has been invoked and that the calling user may request invocation of SS-DNDO.

There are no service elements within the ra_INFORM information flow.

9.2.1.4 rb_DNDO

rb_DNDO is an unconfirmed information flow across rb from FE2 to FE3 which is used to invoke SS-DNDO.

Table 16 lists the service elements within the rb_DNDO information flow.

Table 16 - Content of rb_DNDO

Element	Request
DNDO Capability Level	M

9.2.1.5 rb_DNDO_ACT

rb_DNDO_ACT is an unconfirmed information flow across rb from FE2 to FE3 which is used to indicate that, if the called user has SS-DND active and SS-DNDO is allowed, the network connection is to be retained.

Table 17 lists the service elements within the rb_DNDO_ACT information flow.

Table 17 - Content of rb_DNDO_ACT

Element	Request
DNDO Capability Level	M

9.2.1.6 rb_DNDO_available

rb_DNDO_available is an unconfirmed information flow across rb from FE3 to FE2 which is used (following receipt of rb_DNDO_ACT) to indicate that the called user has SS-DND active, SS-DNDO is allowed and the path is retained.

There are no service elements within the rb_DNDO_available information flow.

9.2.1.7 rb_DNDO_INV

rb_DNDO_INV is a confirmed information flow across rb from FE2 to FE3 which is used to invoke SS-DNDO when, after encountering SS-DND active, the path between FE2 and FE3 has been retained. The response indicates one of the following:

- short term denial, e.g. because of congestion;
- long term denial, e.g. because of insufficient DNDOCL;
- success.

Table 18 lists the service elements within the rb_DNDO_INV information flow.

Table 18 - Content of rb_DNDO_INV

Element	Request	Confirm
DNDO_INV_result		M (Note 50)

Note 50 - DNDO_INV_result takes one of the values: short-term-denial, long-term-denial, success.

9.2.2 Relationship of information flows to basic call information flows

ra_DNDO request/indication shall be sent in conjunction with basic call information flow r1_SETUP.

ra_DNDO_INV request/indication shall be sent independently of a basic call information flow.

ra_DNDO_INV response/confirmation shall be sent:

- together with r1_DISCONNECT_request/indication if this is sent at the same time;
- otherwise independently of a basic call information flow.

ra_INFORM request/indication shall be sent:

- with r1_REPORT request/indication (specifying Report Type = "call rejection" and Call History = "In-band information") if a tone or announcement is to be given to the calling user and no r1_REPORT request/indication has previously been sent;
- independently of any basic call information flow if a tone or announcement is to be given to the calling user and r1_REPORT request/indication has previously been sent;
- independently of any basic call information flow if no tone or announcement is to be given to the calling user.

rb_DNDO_request/indication shall be sent in conjunction with basic call information flow r2_SETUP_request/indication.

rb_DNDO_ACT request/indication shall be sent in conjunction with basic call information flow r2_SETUP_request/indication.

rb_DNDO request/indication and DNDO_ACT request/indication shall not be sent in conjunction with the same basic call information flow r2_SETUP_request/indication.

rb_DNDO_available request/indication shall be sent:

- independently of any basic call information flow if no tone or announcement is to be given by FE3 to the calling user;
- with r2_REPORT request/indication (specifying Report Type = "call rejection" and Call History = "In-band information") if a tone or announcement is to be given by FE3 to the calling user and no r2_REPORT request/indication has previously been sent;
- independently of any basic call information flow if a tone or announcement is to be given by FE3 to the calling user and r2_REPORT request/indication has previously been sent.

rb_DNDO_INV request/indication shall be sent independently of a basic call information flow.

rb_DNDO_INV response/confirmation shall be sent:

- together with r2_RELEASE request/indication if this is sent at the same time;
- otherwise independently of a basic call information flow.

Table 19 summarizes the relationship of the SS-DNDO information flows with those of the basic call.

Table 19 - Relationship of the SS-DNDO information flow with the basic call

Information flow		Independent of basic call flow	With basic flow	Basic call flows
ra_DNDO	request	no	yes	r1_SETUP_request/indication
ra_DNDO_INV	request	yes	no	
ra_DNDO_INV	confirm	yes	yes	r1_DISCONNECT_request/indication
ra_INFORM	request	yes	yes	r1_REPORT_request/indication
rb_DNDO	request	no	yes	r2_SETUP_request/indication
rb_DNDO_ACT	request	no	yes	r2_SETUP_request/indication
rb_DNDO_available	request	yes	yes	r2_REPORT_request/indication
rb_DNDO_INV	request	yes	no	
rb_DNDO_INV	confirm	yes	yes	r2_RELEASE_request/indication

9.2.3 Examples of information flow sequences

A stage 3 International Standard for SS-DNDO shall provide signalling procedures in support of the information flow sequences specified below. In addition, signalling procedures should be provided to cover other sequences arising from error situations, interactions with basic call, interactions with other supplementary services, different topologies, etc..

In the figures, SS-DNDO information flows are represented by solid arrows and basic call information flows are represented by broken arrows. An ellipse embracing two information flows indicates that the two information flows occur simultaneously. Within a column representing an SS-DNDO functional entity, the numbers refer to functional entity actions listed in 9.3. The following abbreviations are used:

req	request
ind	indication
resp	response
cfm	confirmation

9.2.3.1 Normal operation of SS-DNDO, immediate invocation, non-retention method

Figure 17 shows the information flow sequence for normal operation of SS-DNDO for the case of immediate invocation by the calling user with the use of the non-retention method by the network.

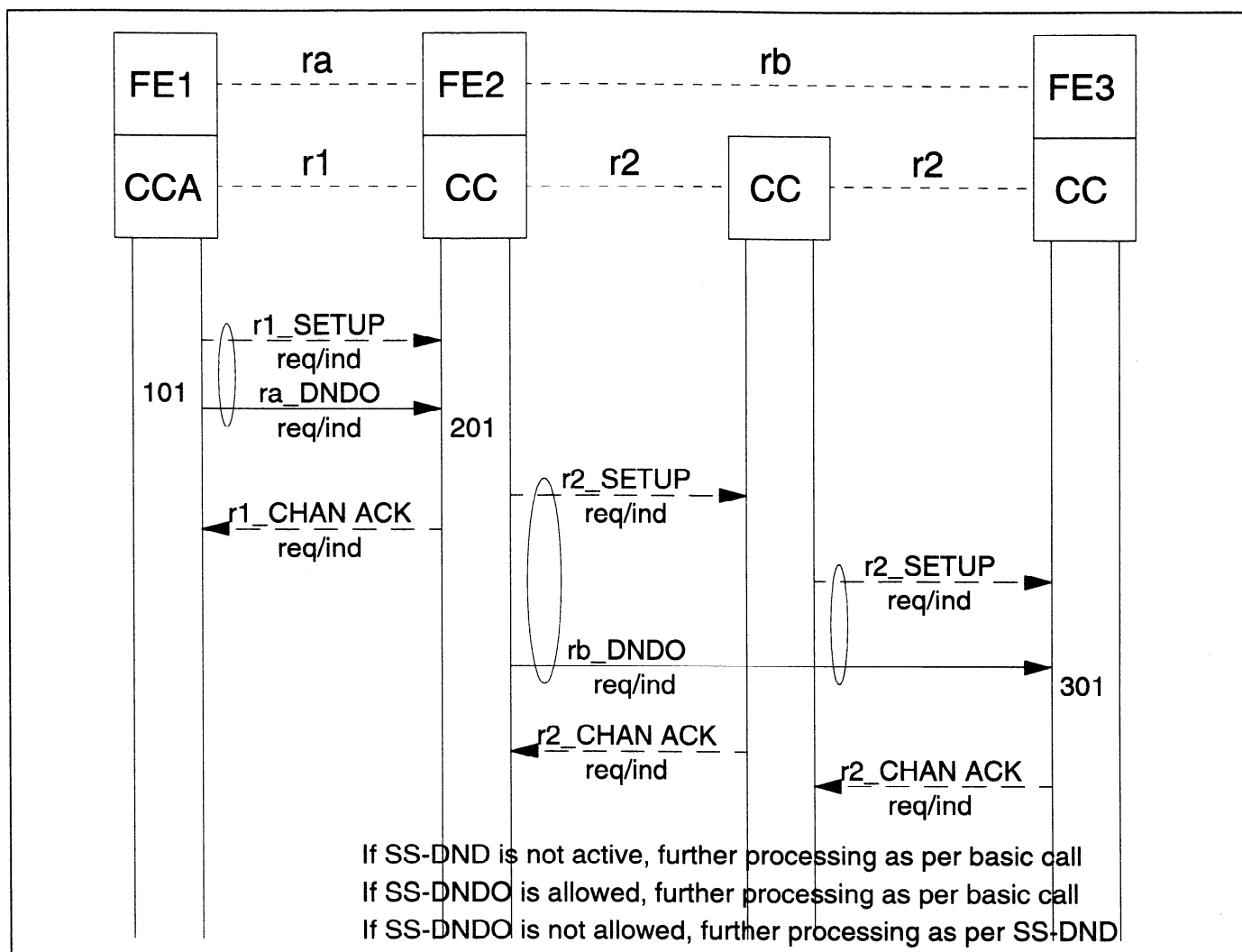


Figure 17 - Information flow sequence - normal operation of SS-DNDO - immediate invocation, non-retention method

9.2.3.2 Normal operation of SS-DNDO, immediate invocation, path retention method

Figure 18 shows the information flow sequence for normal operation of SS-DNDO for the case of immediate invocation by the calling user with the use of the path retention method by the network, for the particular case that SS-DND is active and SS-DNDO is allowed at the time of the initial call request.

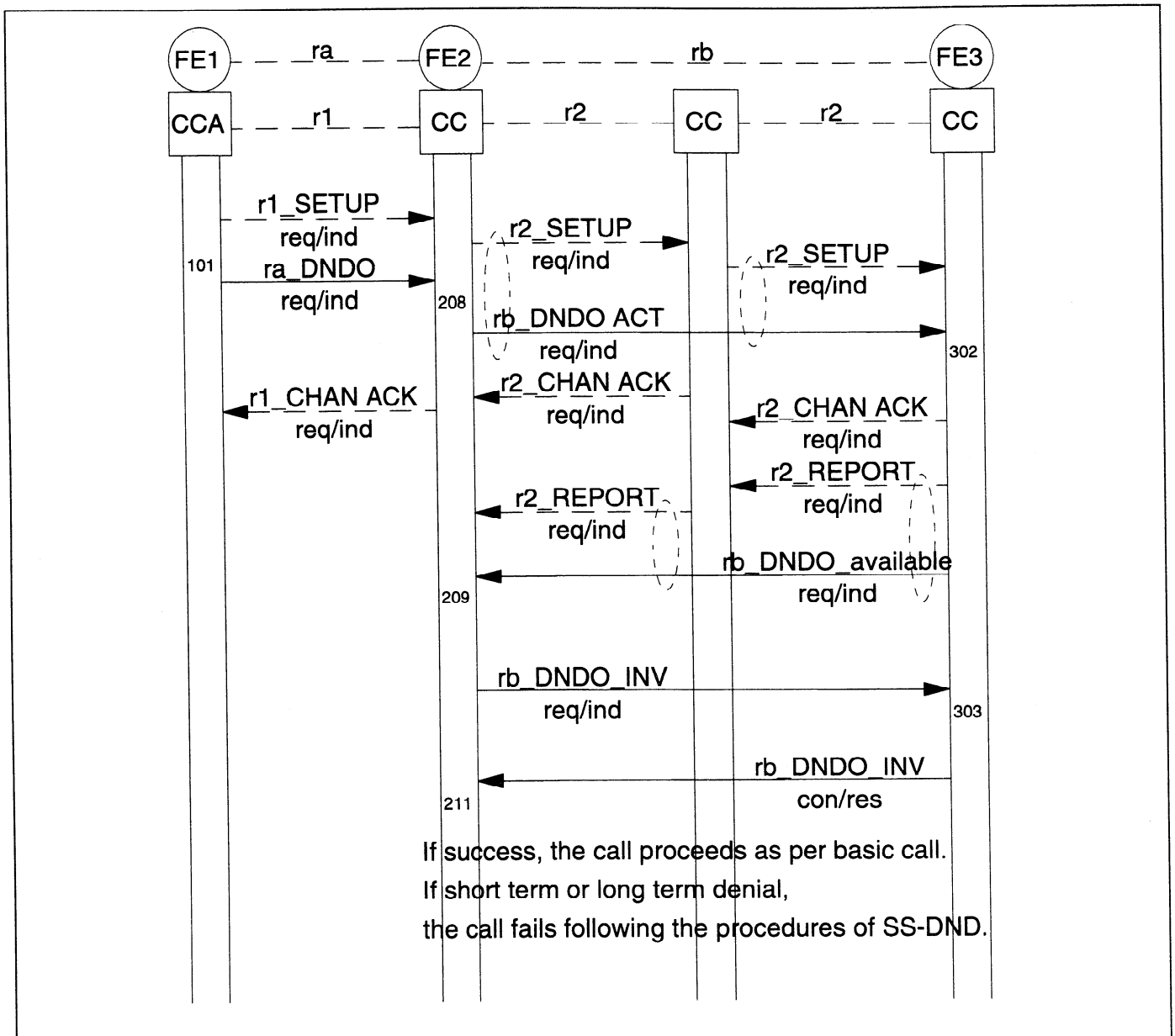


Figure 18 - Information flow sequence - normal operation of SS-DNDO - immediate invocation, path retention method

9.2.3.3 Normal operation of SS-DNDO, network invocation, non-retention method

Figure 19 shows the information flow sequence for normal operation of SS-DNDO for the case of invocation by the network with the use of the non-retention method by the network.

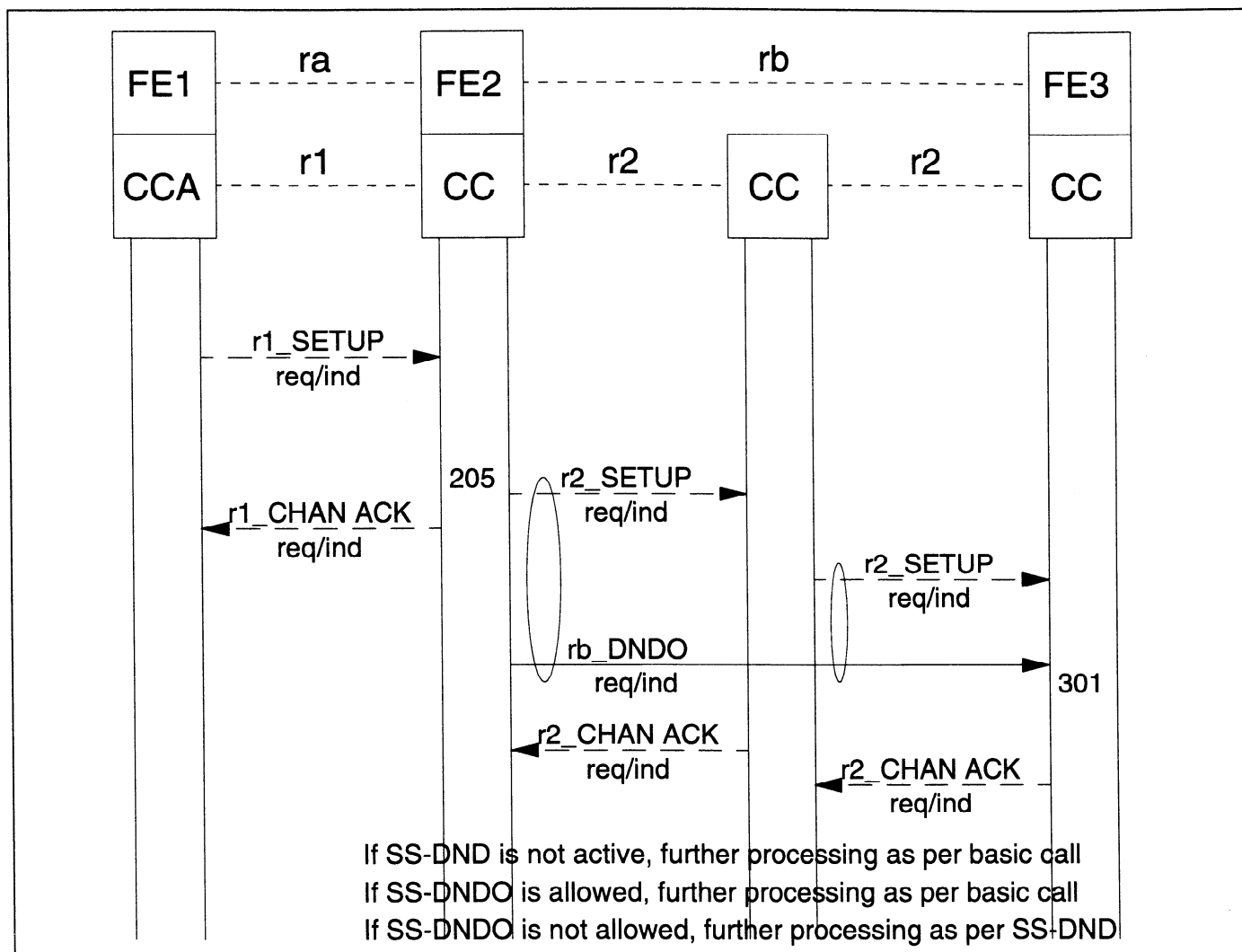


Figure 19 - Information flow sequence - normal operation of SS-DNDO - network invocation, non-retention method

9.2.3.4 Normal operation of SS-DNDO, network invocation, path retention method

Figure 20 shows the information flow sequence for normal operation of SS-DNDO for the case of invocation by the network with the use of the path retention method by the network.

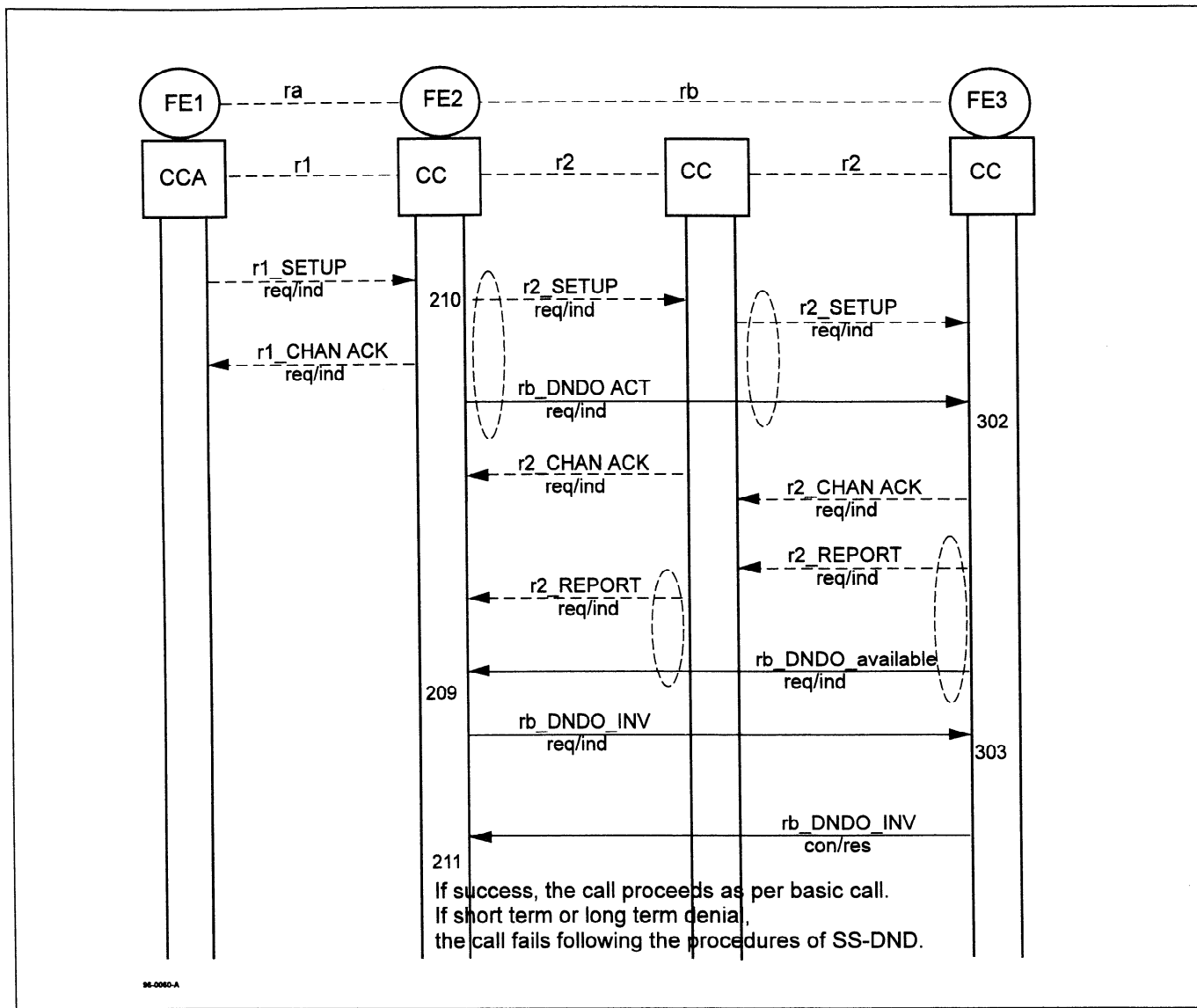


Figure 20 - Information flow sequence - normal operation of SS-DNDO - network invocation, path retention method

9.2.3.5 Normal operation of SS-DNDO, consultation, path retention method, SS-DNDO invoked

Figure 21 shows the information flow sequence for normal operation of SS-DNDO for the case of consultation with the use of the path retention method by the network. In this particular information flow sequence, SS-DND is active at the called user and the calling user has sufficient DNDO Capability Level to override DND, and the calling user invokes SS-DNDO.

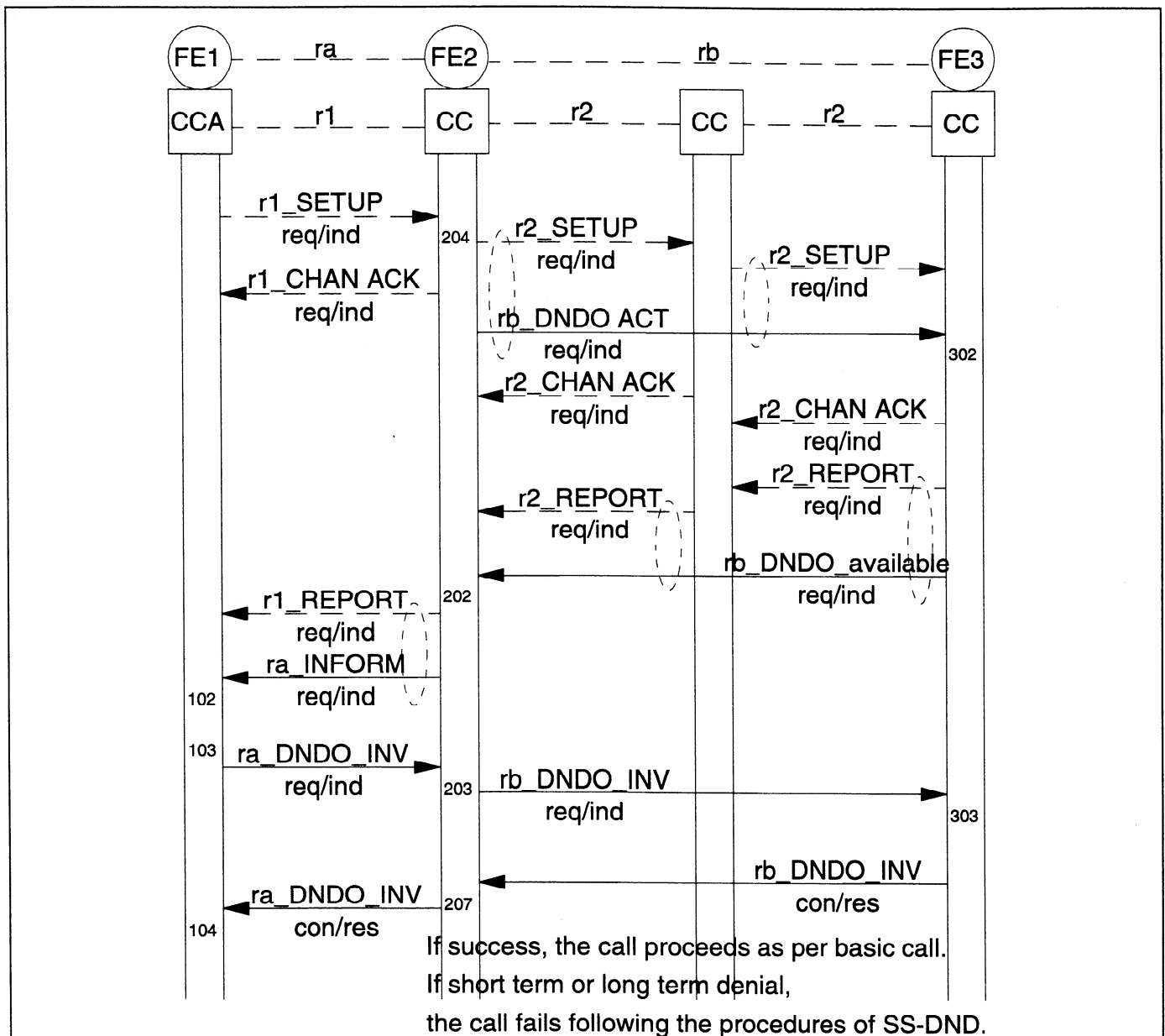


Figure 21 - Information flow sequence - normal operation of SS-DNDO - consultation, path retention method, calling user invokes SS-DNDO

9.2.3.6 Normal operation of SS-DNDO, consultation, non-retention method, in-band tone or announcement from FE3, SS-DNDO invoked

Figure 22 shows the information flow sequence for normal operation of SS-DNDO for the case of consultation with the use of the non-retention method by the network. In this particular information flow sequence, SS-DND is active at the called user and the calling user has sufficient DNDO Capability Level to override DND, and the calling user requests invocation of SS-DNDO. During the consultation an in band tone or announcement is given by FE3, and FE2 releases the original call between the Originating CC and the Destination CC following the calling user request for invocation of SS-DNDO.

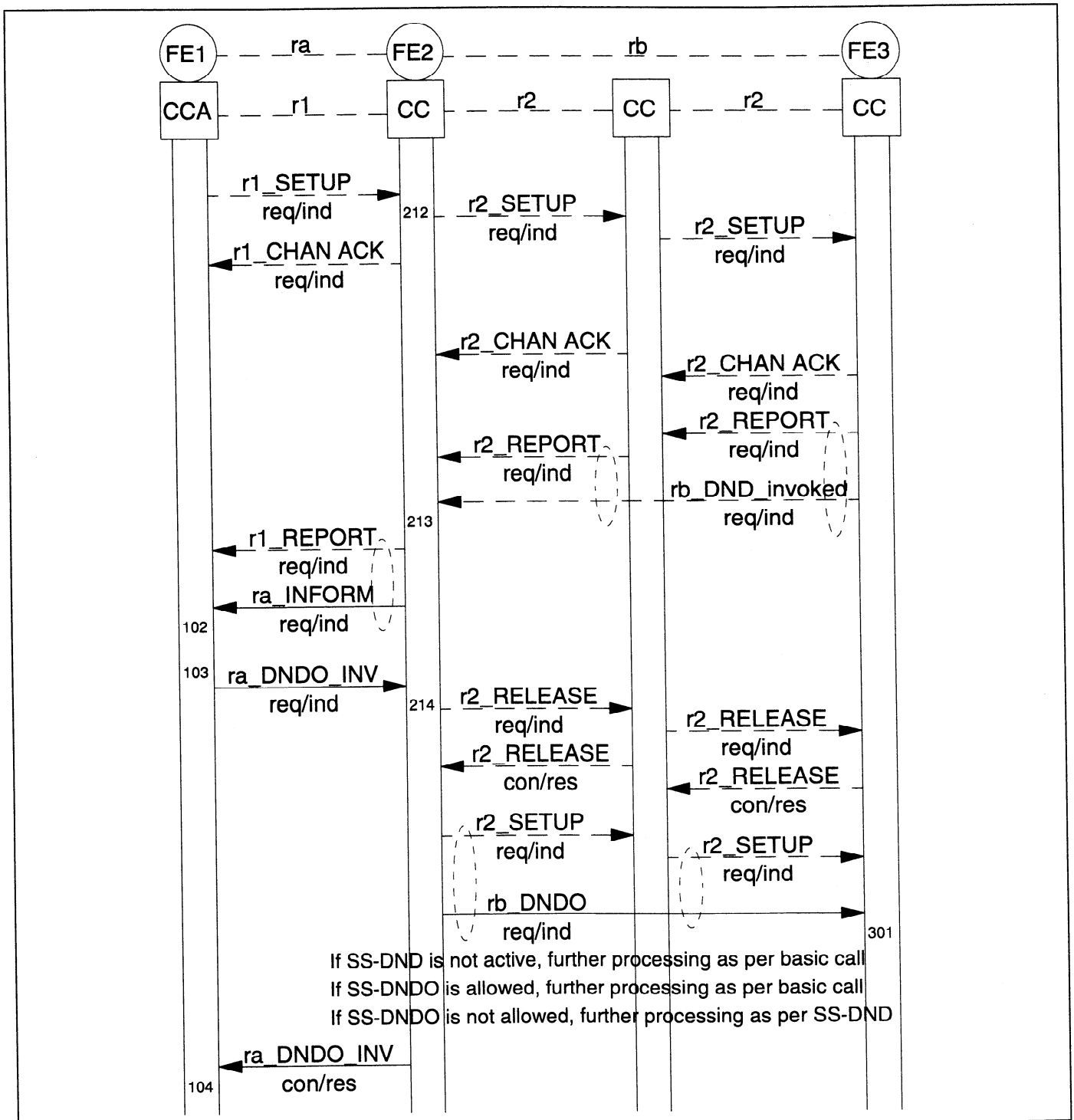


Figure 22 - Information flow sequence - normal operation of SS-DNDO - consultation, non-retention method, in band tone from FE3, calling user invokes SS-DNDO

9.2.3.7 Normal operation of SS-DNDO, consultation, non-retention method, SS-DNDO invoked

Figure 23 shows the information flow sequence for normal operation of SS-DNDO for the case of consultation with the use of the non-retention method by the network. In this particular information flow sequence, SS-DND is active at the called user and the calling user has sufficient DNDO Capability Level to override DND, and the calling user requests invocation of SS-DNDO. FE3 releases the original call on invocation of SS-DND and during the consultation an in band tone or announcement is given by FE2.

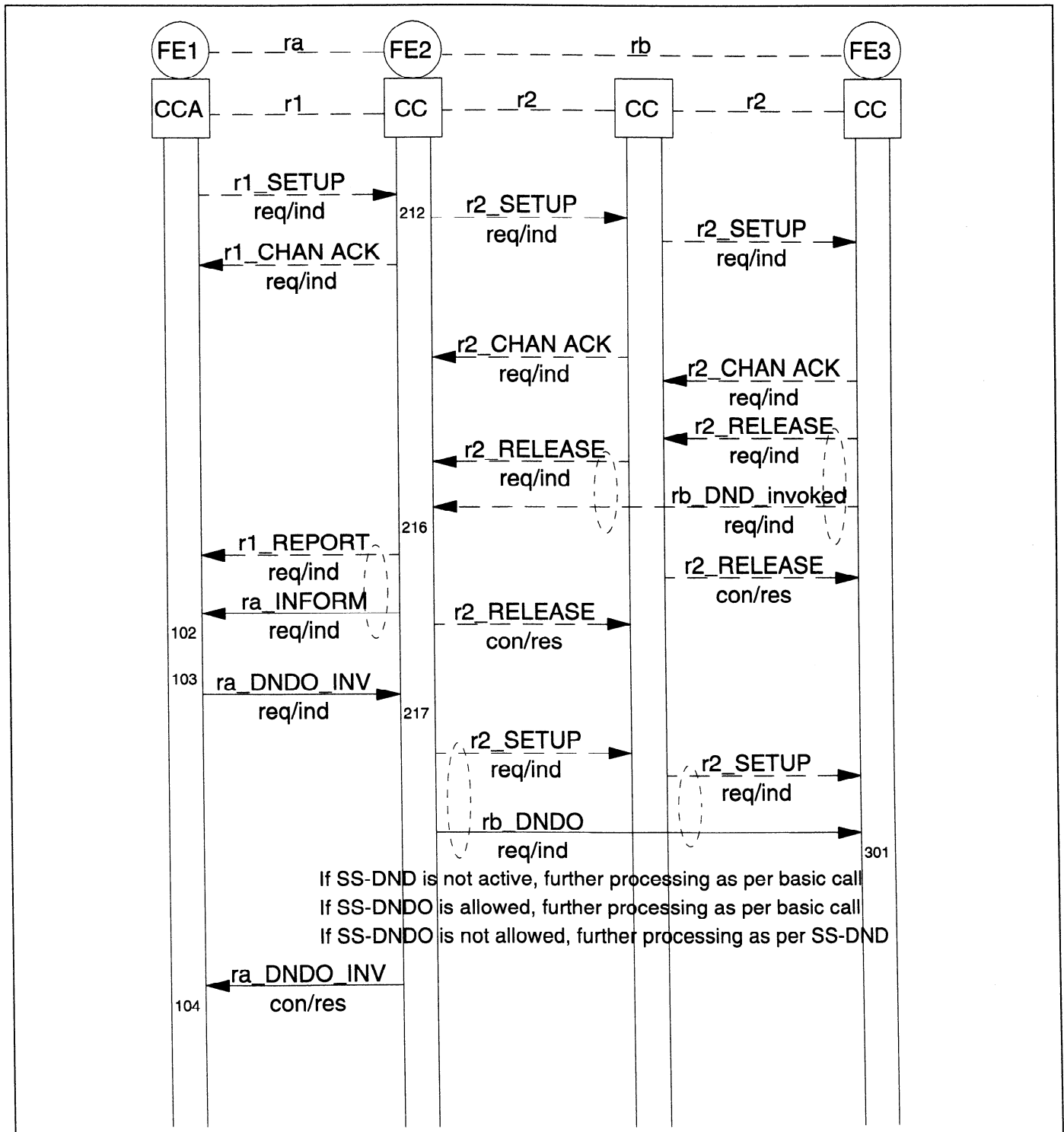


Figure 23 - Information flow sequence - normal operation of SS-DNDO - consultation, non-retention method, in band tone from FE2, calling user invokes SS-DNDO

9.2.3.8 Normal operation of SS-DNDO, consultation, path retention method, SS-DNDO not allowed

Figure 24 shows the information flow sequence for normal operation of SS-DNDO for the case of consultation with the use of the path retention method by the network. In this particular information flow sequence, SS-DND is active at the called user and the calling user has too low a DNDO Capability Level to override DND, so the call fails following the procedures of SS-DND.

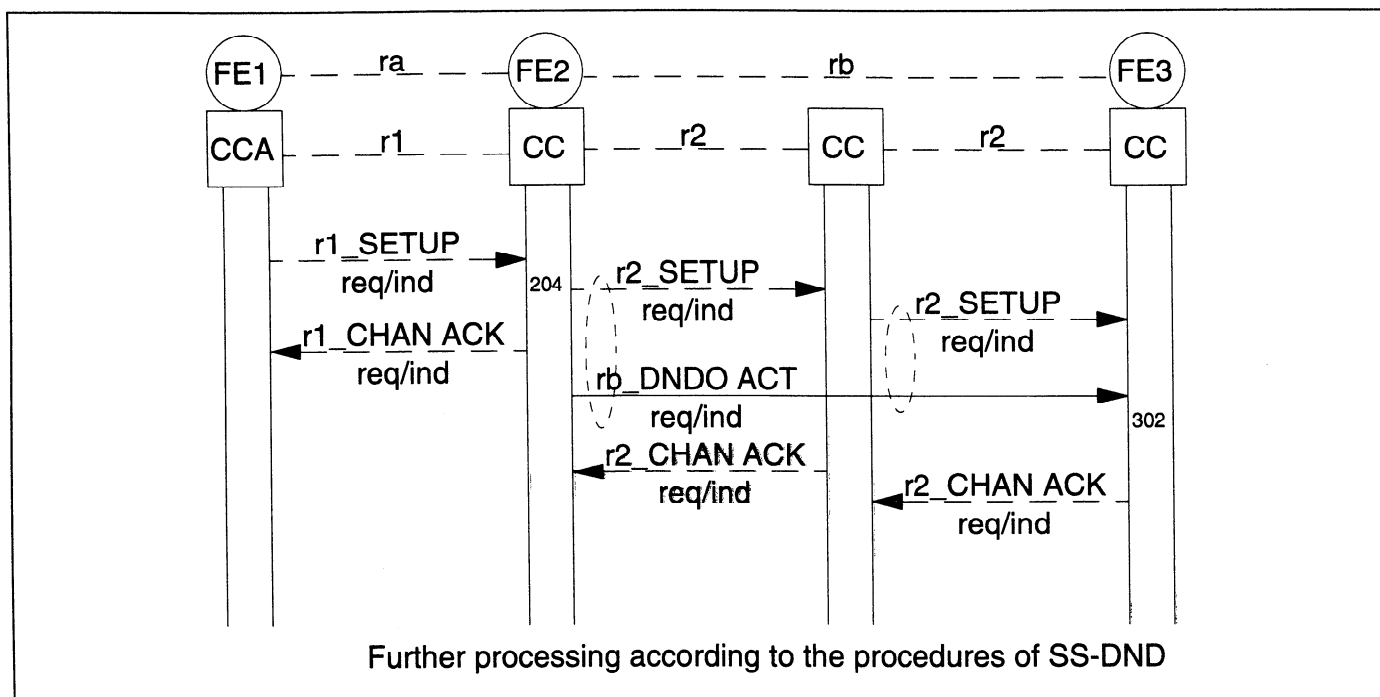


Figure 24 - Information flow sequence - normal operation of SS-DNDO - consultation, path retention method, SS-DNDO not allowed

9.2.3.9 Normal operation of SS-DNDO, consultation, path retention method, calling user releases

Figure 25 shows the information flow sequence for normal operation of SS-DNDO for the case of consultation with the use of the path retention method by the network. In this particular information flow sequence, SS-DND is active at the called user and the calling user has sufficient DNDO Capability Level to override DND, but the calling user chooses to release the call.

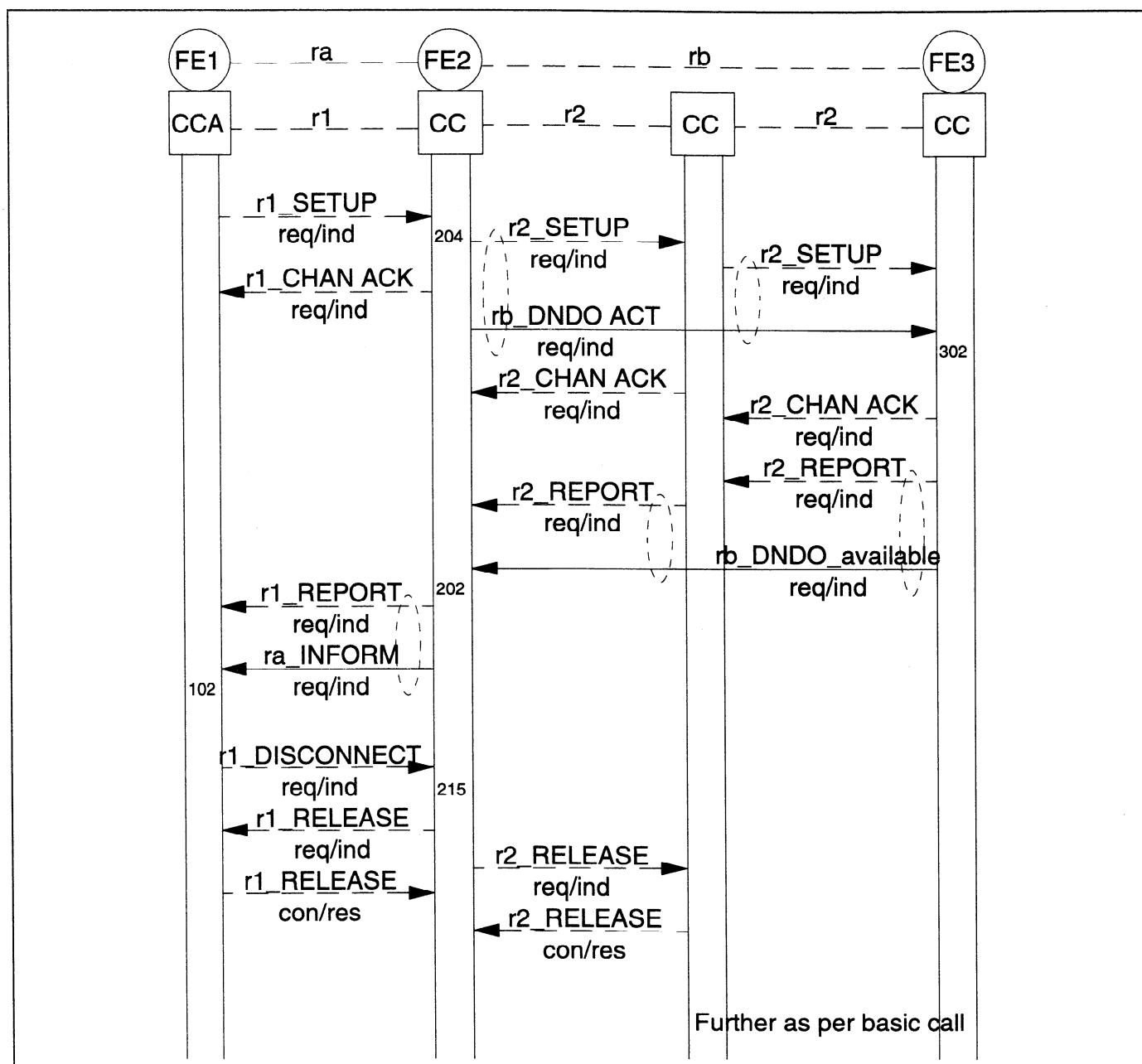


Figure 25 - Information flow sequence - normal operation of SS-DNDO - consultation, path retention method, SS-DNDO allowed, calling user releases call

9.2.3.10 Normal operation of SS-DNDO, consultation, non-retention method, calling user releases

Figure 26 shows the information flow sequence for normal operation of SS-DNDO for the case of consultation with the use of the non-retention method by the network. In this particular information flow sequence, SS-DND is active at the called user and the calling user has sufficient DNDO Capability Level to override DND, but the calling user chooses to release the call. FE3 releases the original call on invocation of SS-DND and during the consultation an in band tone or announcement is given by FE2.

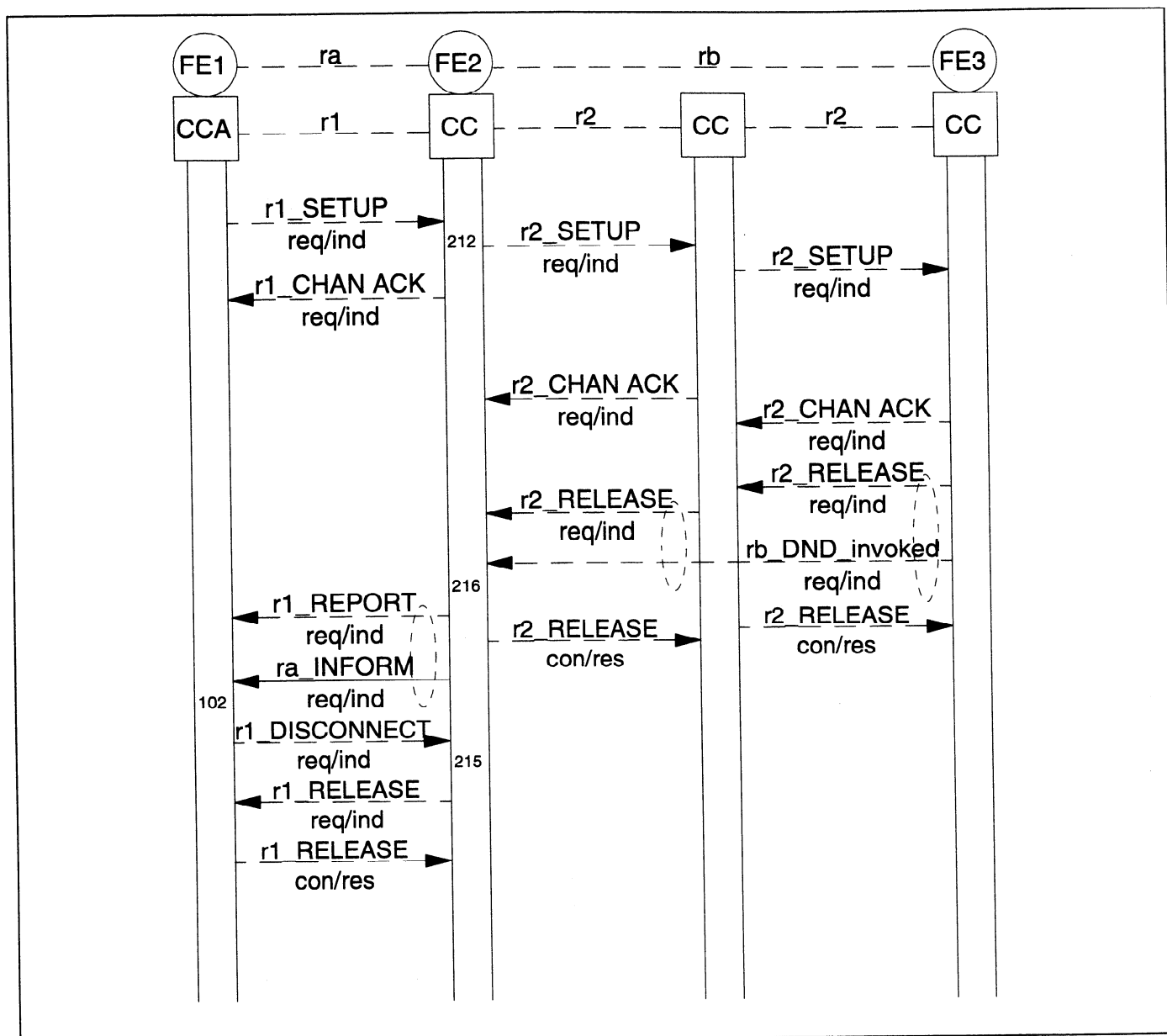


Figure 26 - Information flow sequence - normal operation of SS-DNDO - consultation, non-retention method, in band tone from FE2, calling user releases

9.2.3.11 Normal operation of SS-DNDO, consultation, path retention method, calling user does not respond within the consultation time

Figure 27 shows the information flow sequence for normal operation of SS-DNDO for the case of consultation with the use of the path retention method by the network. In this particular information flow sequence, SS-DND is active at the called user and the calling user has sufficient DNDO Capability Level to override DND, but the calling user does not respond within the time limit.

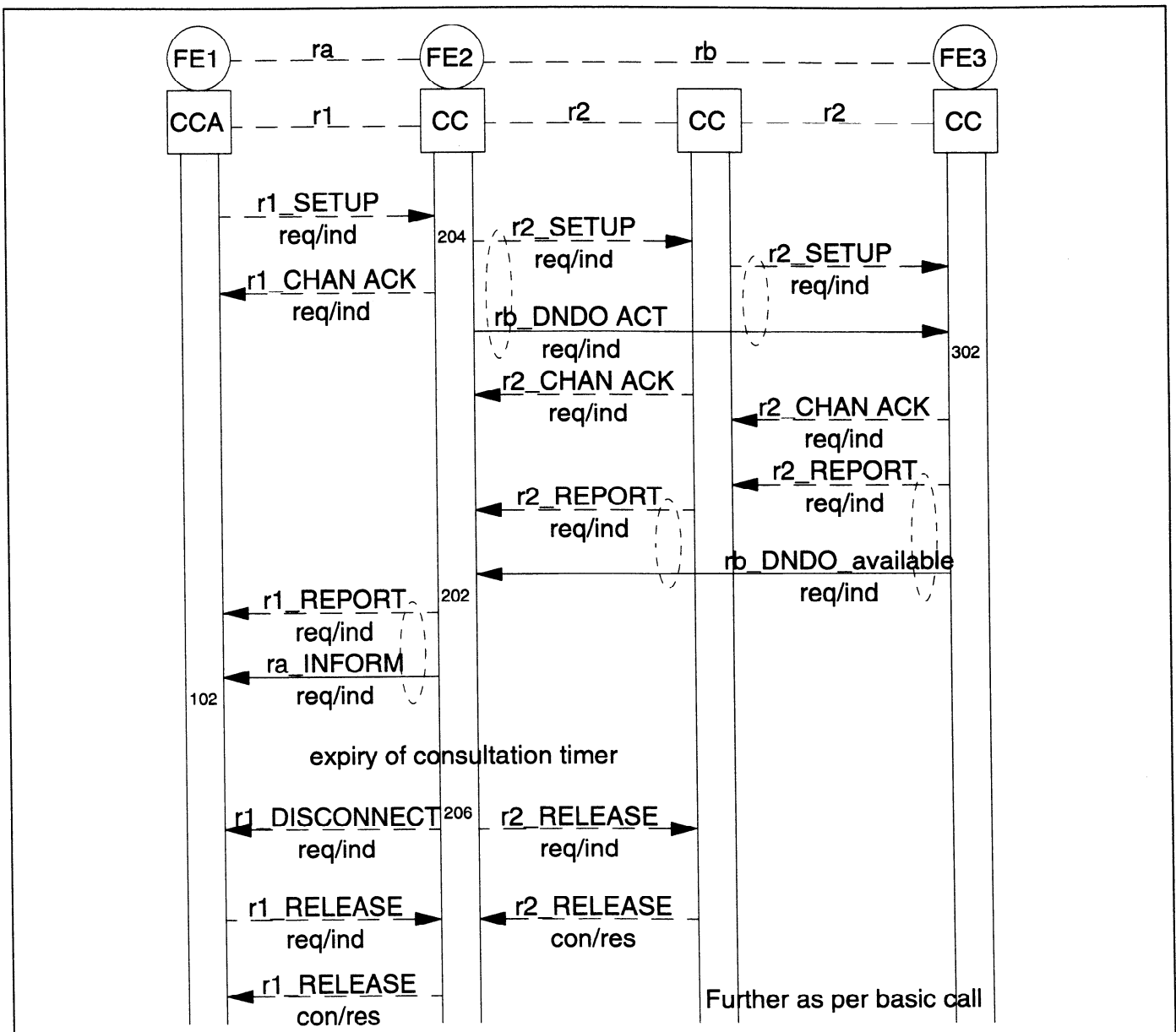


Figure 27 - Information flow sequence - normal operation of SS-DNDO - consultation, path retention method, SS-DNDO allowed, calling user does not respond

9.2.3.12 Normal operation of SS-DNDO, consultation, non-retention method, calling user does not respond within consultation time

Figure 28 shows the information flow sequence for normal operation of SS-DNDO for the case of consultation with the use of the non-retention method by the network. In this particular information flow sequence, SS-DND is active at the called user and the calling user has sufficient DNDO Capability Level to override DND, but the calling user does not respond within the time limit. FE3 releases the original call on invocation of SS-DND and, during the consultation an in band tone or announcement is given by FE2.

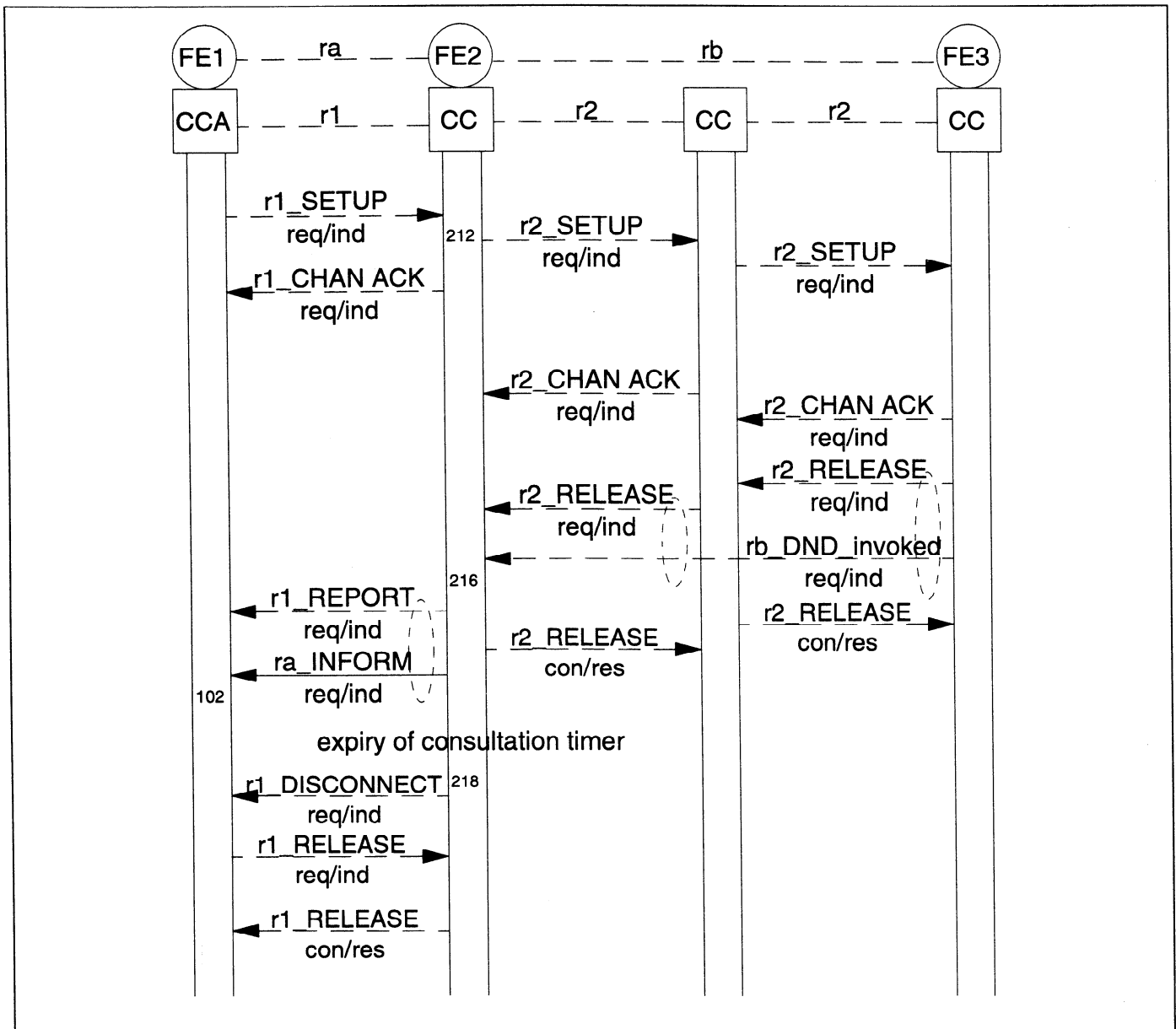


Figure 28 - Information flow sequence - normal operation of SS-DNDO - consultation, non-retention method, in band tone from FE2, calling user does not respond

9.3 Functional entity actions

The following FE actions shall occur at the points indicated in the figures of 9.2.3.

9.3.1 Functional entity actions of FE1

- 101 The DNDO request primitive from the calling user is processed and, together with the basic call information flow r1_SETUP_request, a ra_DNDO_request shall be sent to FE2.
- 102 The ra_INFORM_indication is processed (in addition to the basic call actions resulting from the processing of the REPORT_indication, if received together with ra_INFORM indication). A primitive marked as "call has failed due to SS-DND, SS-DNDO possible" shall be sent to the calling user.
- 103 The DNDO request primitive from the calling user is processed and a ra_DNDO_INV_request shall be sent to FE2.
- 104 The ra_DNDO_INV confirmation is processed and an appropriate primitive shall be sent to the calling user.

9.3.2 Functional entity actions of FE2

- 201 The ra_DNDO_indication is processed and, together with the basic call information flow r2_SETUP_request, a rb_DNDO_request shall be sent to FE3.
- 202 The rb_DNDO_available_request/indication is processed. An ra_INFORM_request shall be sent to FE1 and the consultation timer shall be started.
- 203 The ra_DNDO_INV_indication is processed, and a rb_DNDO_INV_request shall be sent to FE3. The consultation timer shall be stopped.
- 204 A rb_DNDO_ACT request shall be sent, together with the basic call information flow r2_SETUP_request, to FE3.
- 205 A rb_DNDO_request shall be sent, together with the basic call information flow r2_SETUP_request, to FE3.
- 206 On expiry of the consultation timer, the call shall be released both towards the CCA and the next CC.
- 207 The rb_DNDO_INV_confirmation is processed and a ra_DNDO_INV_response shall be sent to FE1.
- 208 The ra_DNDO_indication is processed and, together with the basic call information flow r2_SETUP_request/indication, a rb_DNDO_ACT_request shall be sent to FE3.
- 209 The rb_DNDO_available request/indication is processed. An rb_DNDO_INV shall be sent to FE3.
- 210 An rb_DNDO_ACT_request shall be sent, together with the r2_SETUP_request, to FE3.
- 211 The rb_DNDO_INV indication is processed.
- 212 All the information in the basic call SETUP shall be retained.
- 213 Instruct collocated SS-DND process to suppress sending of ra_DND_invoked_request/indication to FE1. An ra_INFORM_request shall be sent to FE1 and the consultation timer shall be started.
- 214 The ra_DNDO_INV_indication is processed. The consultation timer shall be stopped. The original call shall be released in the direction of the next CC and the basic call process shall be stimulated to setup a new basic call with the information retained from the original call setup, and an rb_DNDO_request shall be sent, together with the basic call information flow r2_SETUP_request, to FE3. Then:
 - If the call fails because of SS-DND active and SS-DND is not allowed, then an ra_DNDO_INV_confirmation with result "long term denial" shall be sent to FE1;
 - If the call fails for some other temporary reason in the PISN (e.g. congestion), then an ra_DNDO_INV_confirmation with result "short term denial" shall be sent to FE1;
 - If SS-DND is successfully overridden then an ra_DNDO_INV_confirmation with result "success" shall be sent to FE1.
- 215 The consultation timer shall be stopped.
- 216 Instruct collocated SS-DND process to suppress sending of ra_DND_invoked_request/indication to FE1. An in band tone or announcement source shall be applied to the information channel and, unless an r1_REPORT request has already been sent in connection with some other supplementary service, an r1_REPORT_request shall be sent to the CCA. An ra_INFORM_request shall be sent to FE1 and the consultation timer shall be started.

- 217 The ra_DNDO_INV_indication is processed. The consultation timer shall be stopped. The basic call process shall be stimulated to setup a new basic call with the information retained from the original call setup, and an rb_DNDO_request shall be sent, together with the basic call information flow r2_SETUP_request, to FE3. Then:
- If the call fails because of SS-DND active and SS-DND is not allowed, then an ra_DNDO_INV_confirmation with result "long term denial" shall be sent to FE1;
 - If the call fails for some other temporary reason in the PISN (e.g. congestion), then an ra_DNDO_INV_confirmation with result "short term denial" shall be sent to FE1;
 - If SS-DND is successfully overridden then an ra_DNDO_INV_confirmation with result "success" shall be sent to FE1.

218 On expiry of the consultation timer, the call shall be released towards the CCA.

9.3.3 Functional entity actions of FE3

- 301 The rb_DNDO_indication is processed.
- If SS-DND is not active at the called user, then no action shall be taken (the call proceeds normally as a basic call);
 - If SS-DND is active at the called user, and SS-DNDO is allowed, then SS-DND shall be overridden and the call shall proceed normally as a basic call;
 - If SS-DND is active at the called user, and SS-DNDO is not allowed, then the call shall be rejected following the procedures of SS-DND.
- 302 The rb_DNDO_ACT_indication is processed. If SS-DND is active at the called user and DNDO is allowed, then an rb_DNDO_available request/indication shall be sent to FE2. For those basic services that require an in band tone or announcement, FE3 shall apply an in band tone or announcement and, unless an r2_REPORT_request has already been sent in conjunction with some other supplementary service, an r2_REPORT_request shall be sent to the preceding CC.
- 303 The rb_DNDO_INV_indication is processed.
- If SS-DND is not active or is active and SS-DNDO is allowed, then the call shall proceed normally as a basic call and an rb_DNDO_INV_response (with result "success") shall be sent to FE2;
 - If SS-DND is active and SS-DNDO is not allowed the call shall fail following the procedures of SS-DND and an rb_DNDO_INV_response (with result "short term denial" or "long term denial" as appropriate) shall be sent to FE2.

9.4 Functional entity behaviour

The FE behaviours shown below are intended to illustrate typical FE behaviour in terms of information flows sent and received.

The behaviour of each FE is shown using the Specification and Description Language (SDL) defined in CCITT Rec. Z.100 (1988).

9.4.1 Behaviour of FE1

Figure 29 shows the normal behaviour of FE1. Input signals from the left and output signals to the left represent primitives from and to the calling user. Input signals from the right and output signals to the right represent information flows from and to FE2 and input signals from the collocated CCA.

9.4.2 Behaviour of FE2

Figure 30 shows the normal behaviour of FE2. Input signals from the left and output signals to the left represent primitives from and to FE1. Input signals from the right and output signals to the right represent information flows from and to FE3 and input signals from the collocated CC or other internal process.

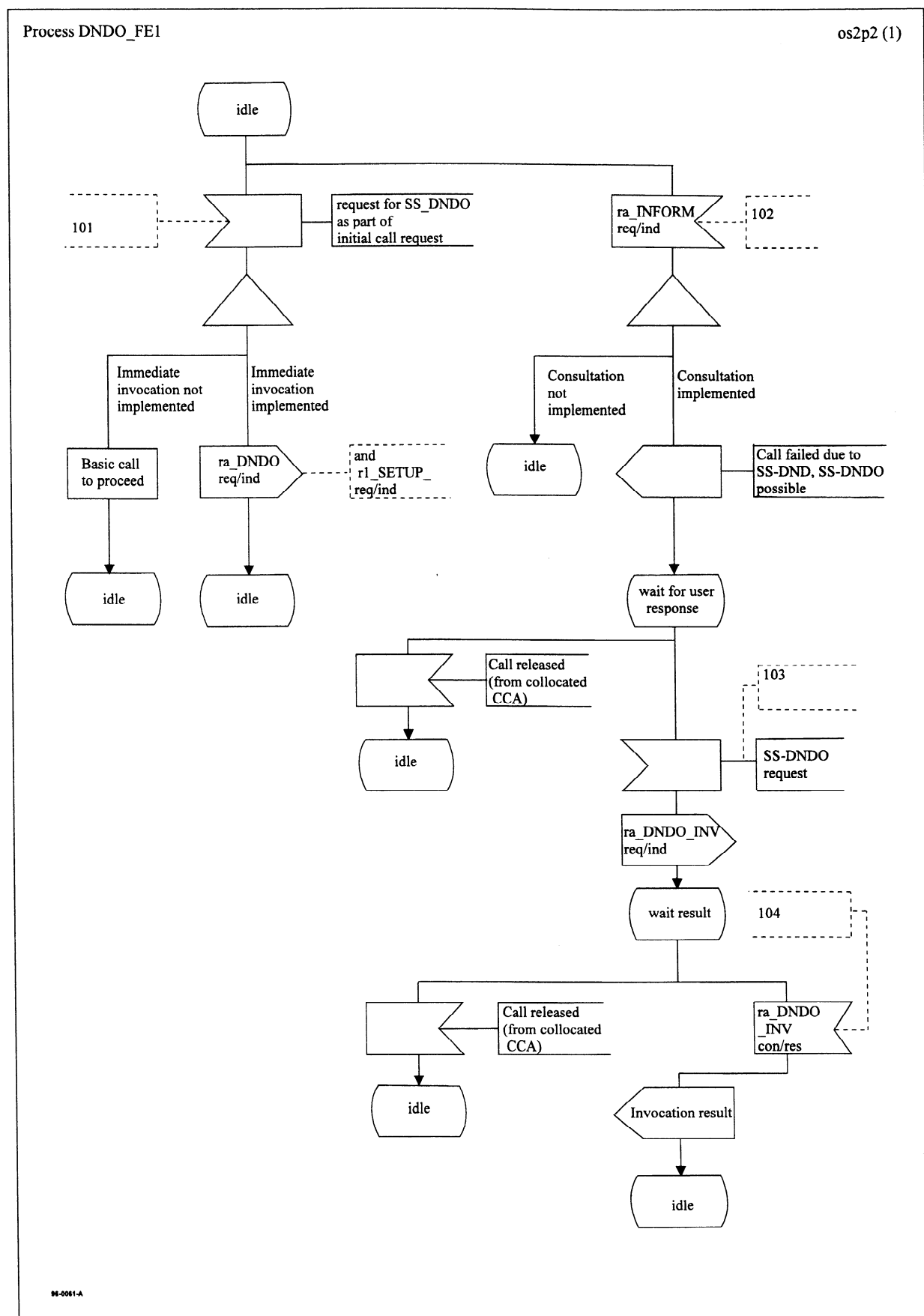
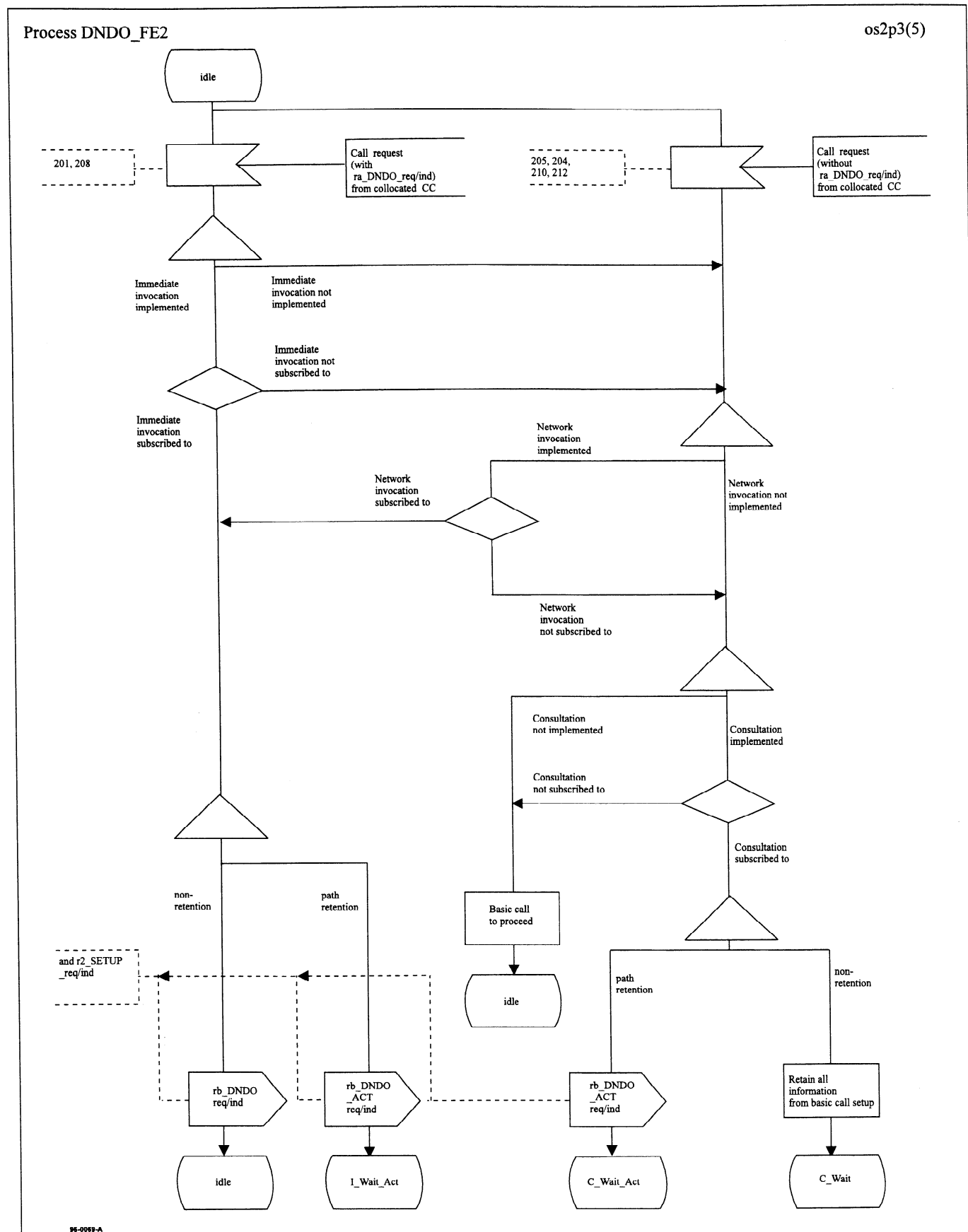


Figure 29 - SS-DNDO, SDL for functional entity FE1



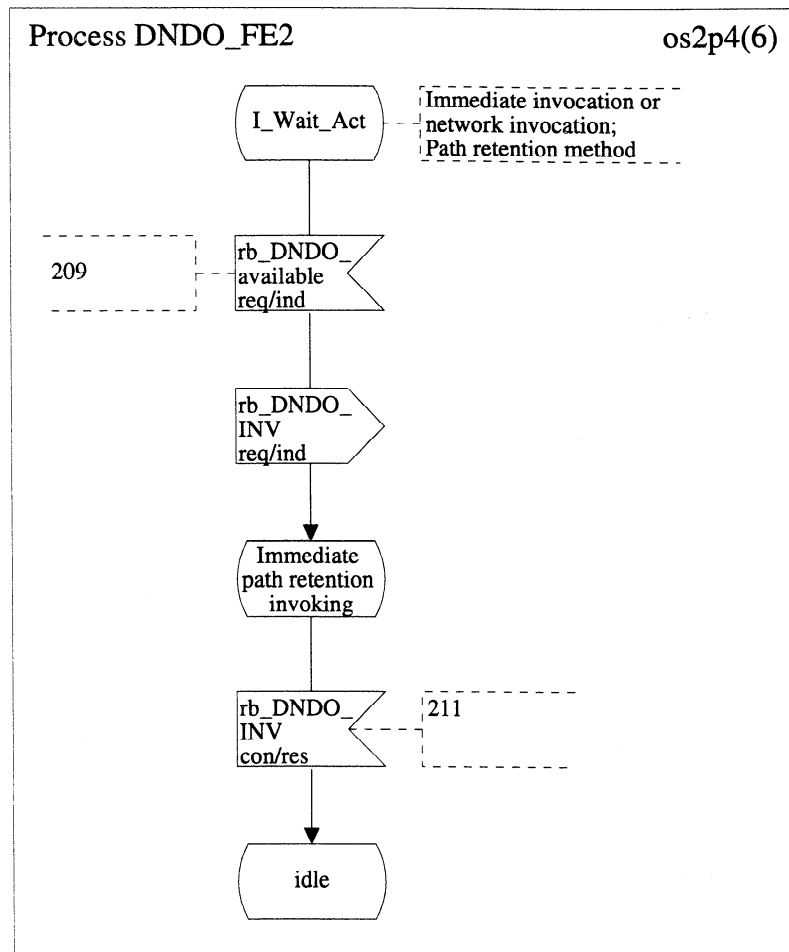


Figure 30 (part 2) - SS-DNDO, SDL for functional entity FE2

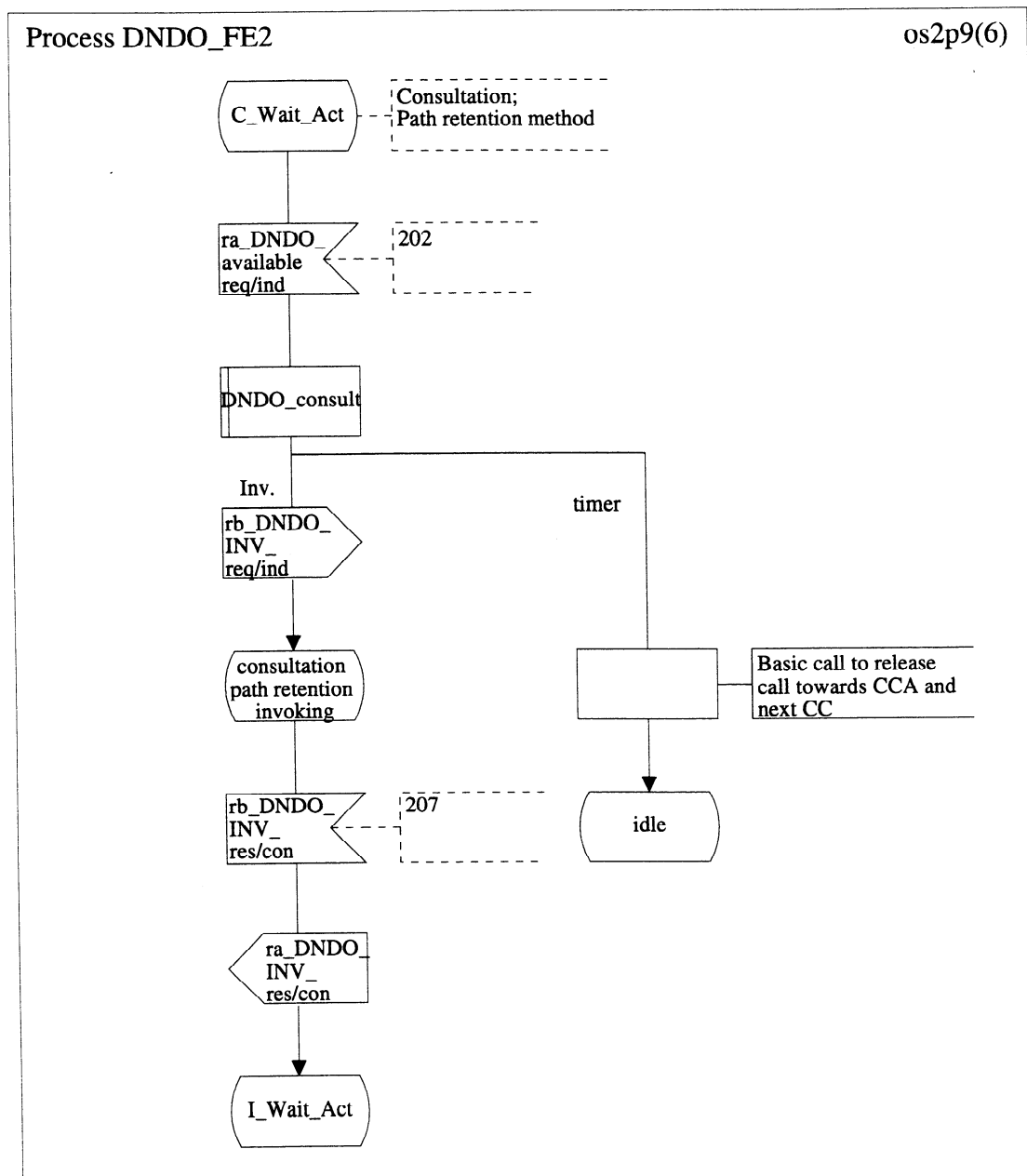


Figure 30 (part 3) - SS-DNDO, SDL for functional entity FE2

Process DNDO_FE2

os2p10(6)

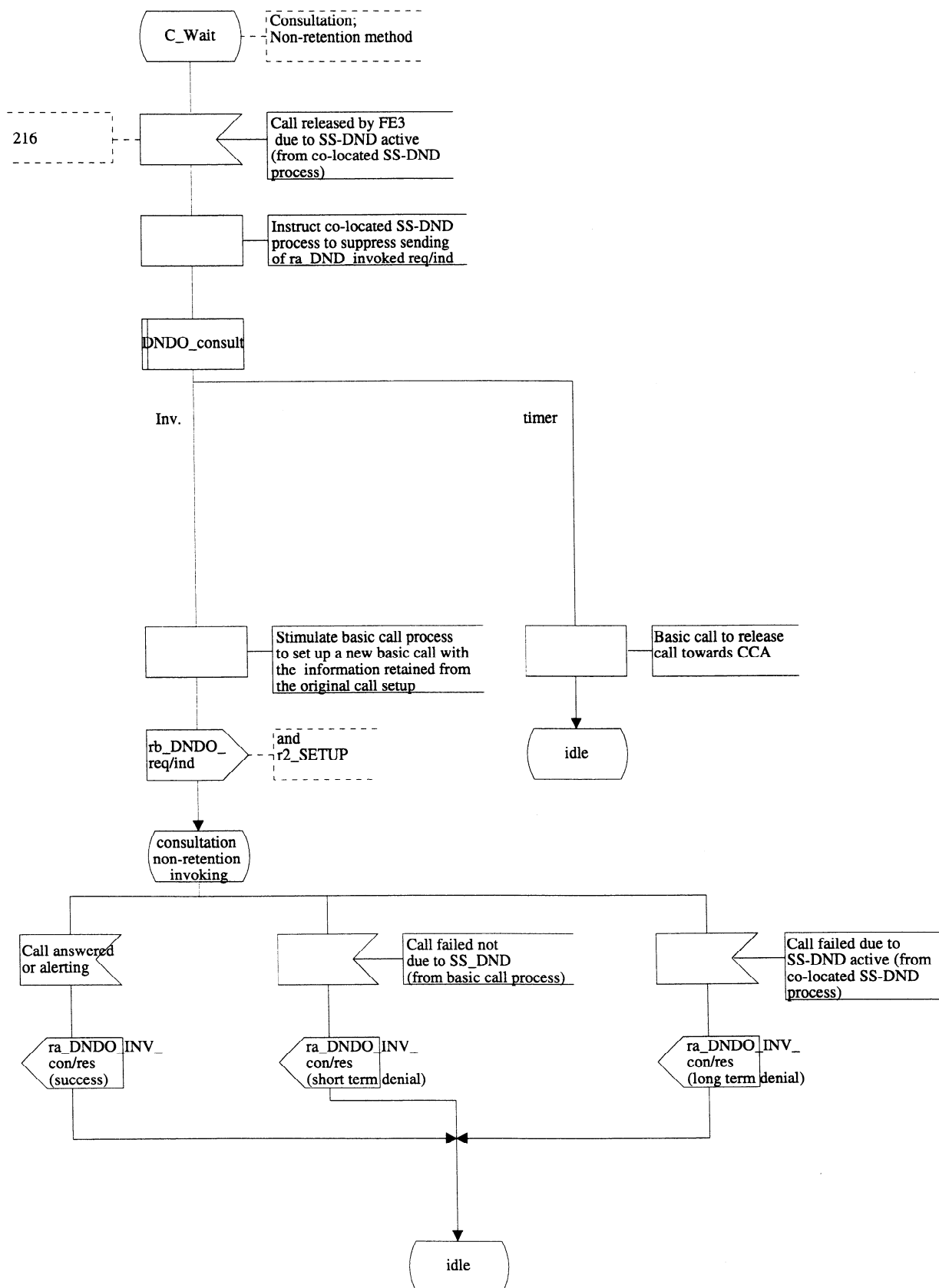


Figure 30 (part 4) - SS-DNDO, SDL for functional entity FE2

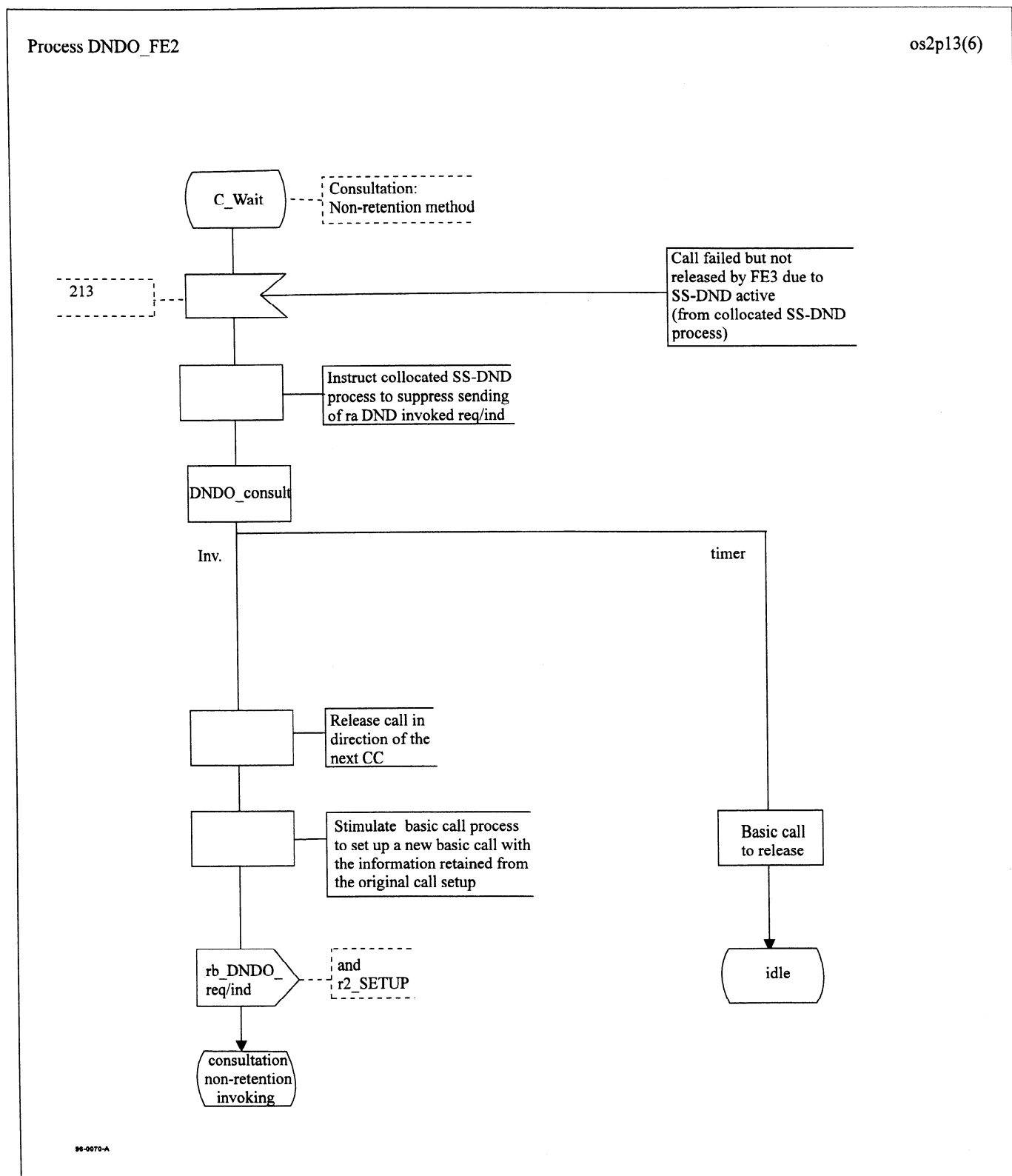


Figure 30 (part 5) - SS-DNDO, SDL for functional entity FE2

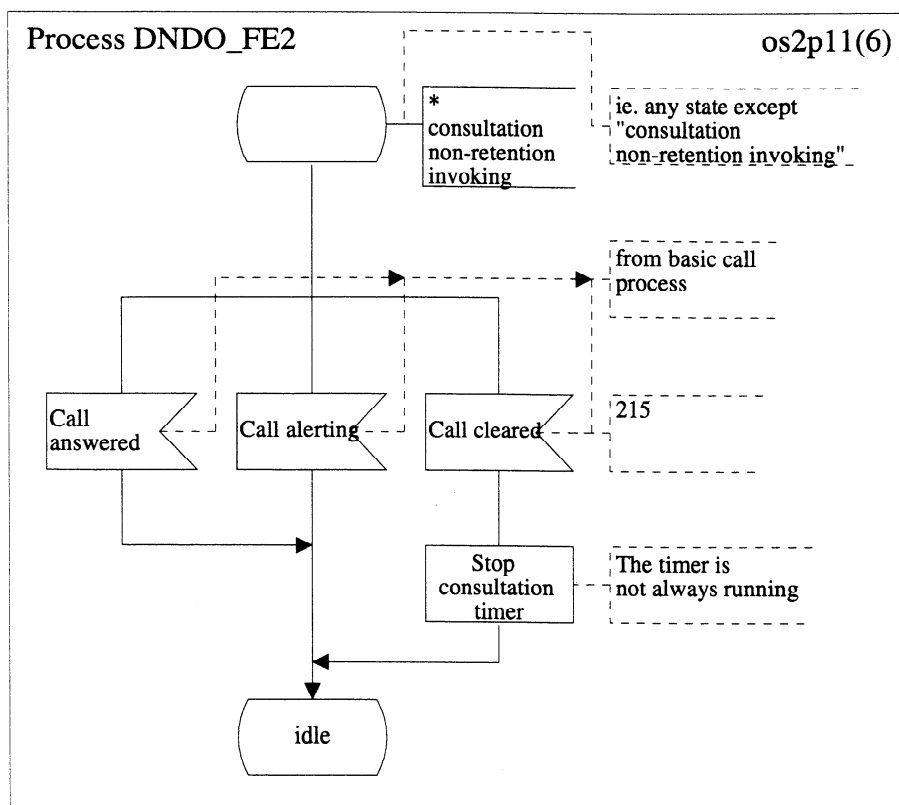


Figure 30 (part 6) - SS-DNDO, SDL for functional entity FE2

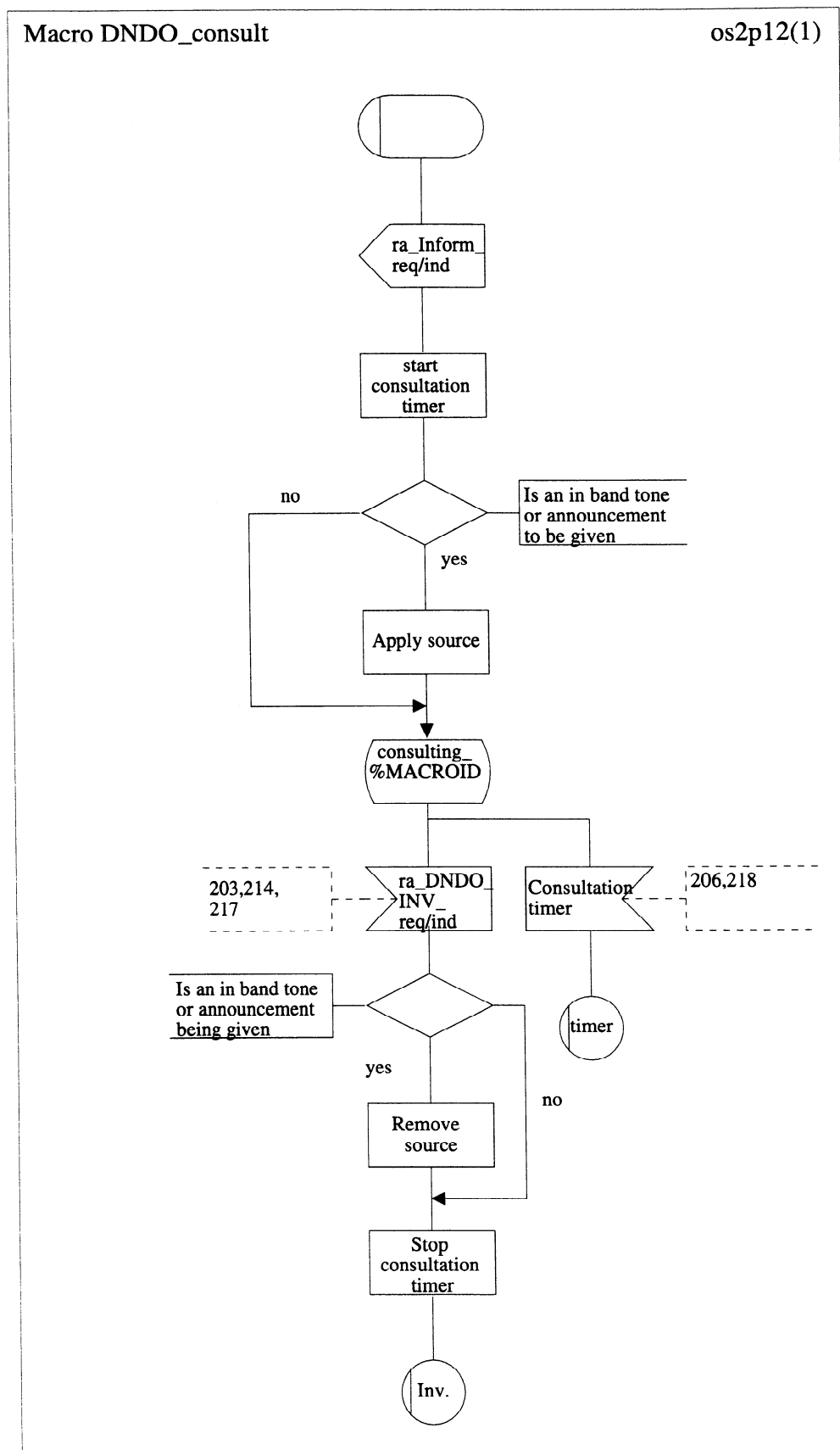


Figure 30 (part 7) - SS-DNDO, SDL for functional entity FE2

9.4.3 Behaviour of FE3

Figure 31 shows the normal behaviour of FE3. Input signals from the left and output signals to the left represent information flows from and to FE2. Input signals from the right represent input signals from the collocated CC or from an internal process.

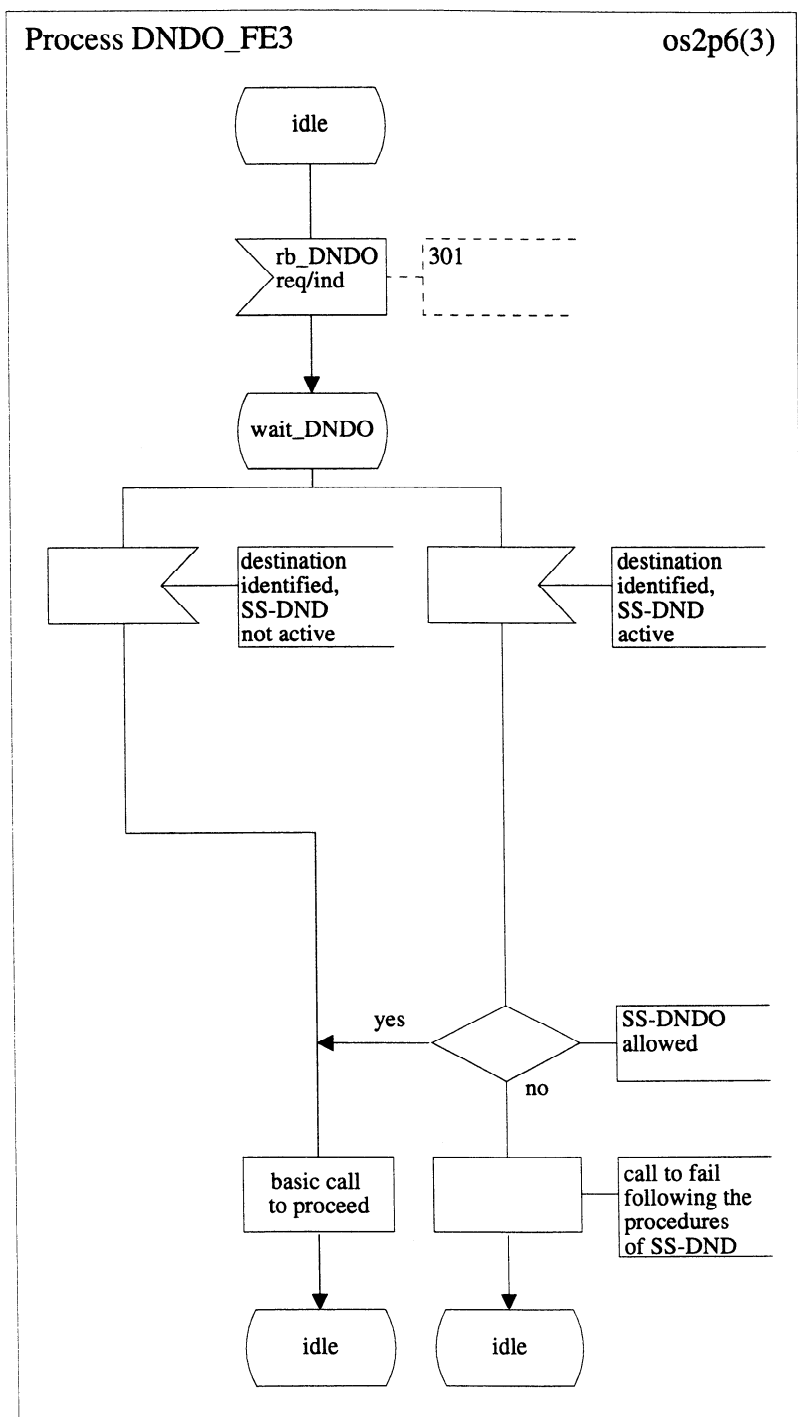


Figure 31 (part 1) - SS-DNDO, SDL for functional entity FE3

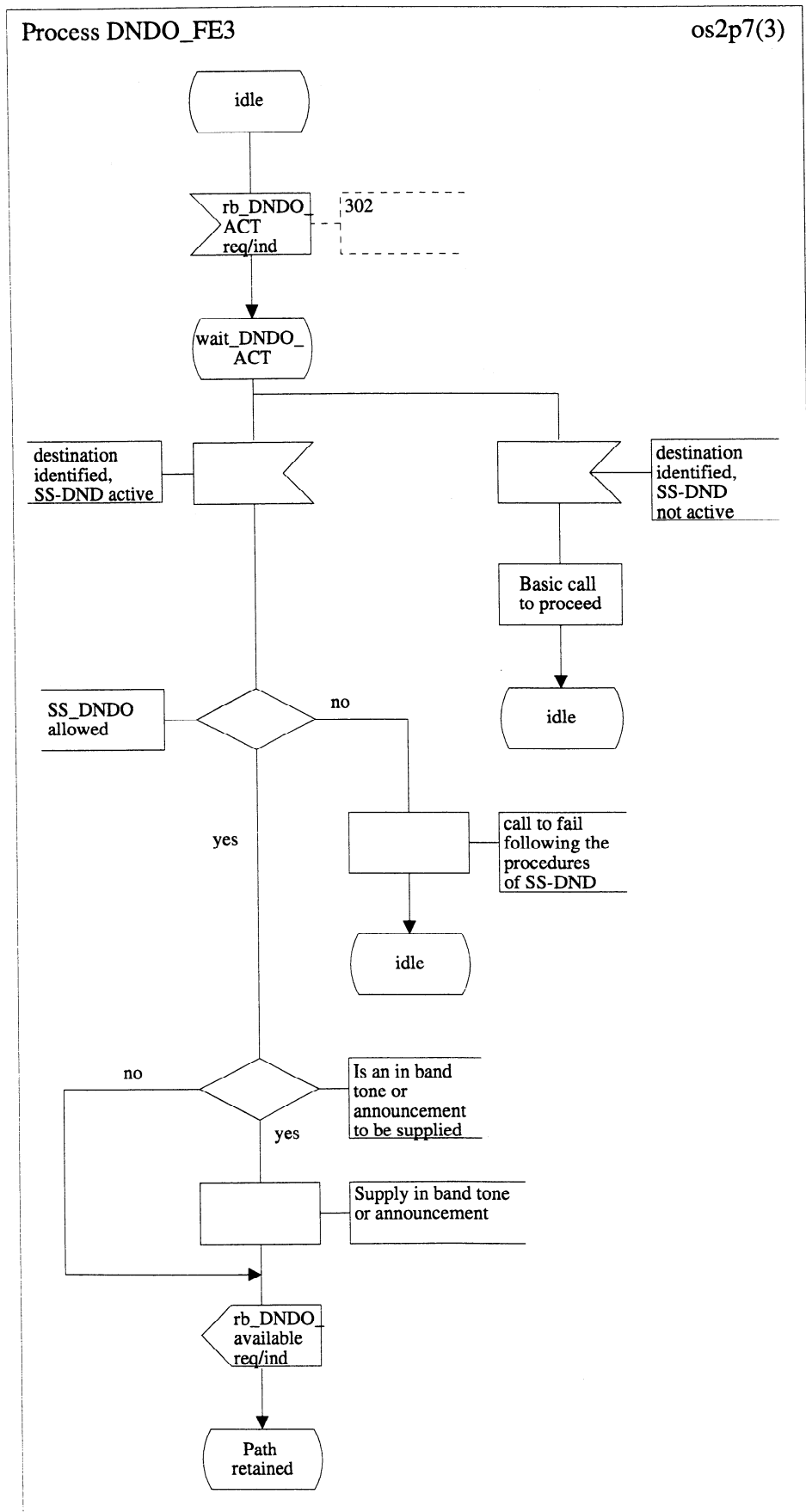
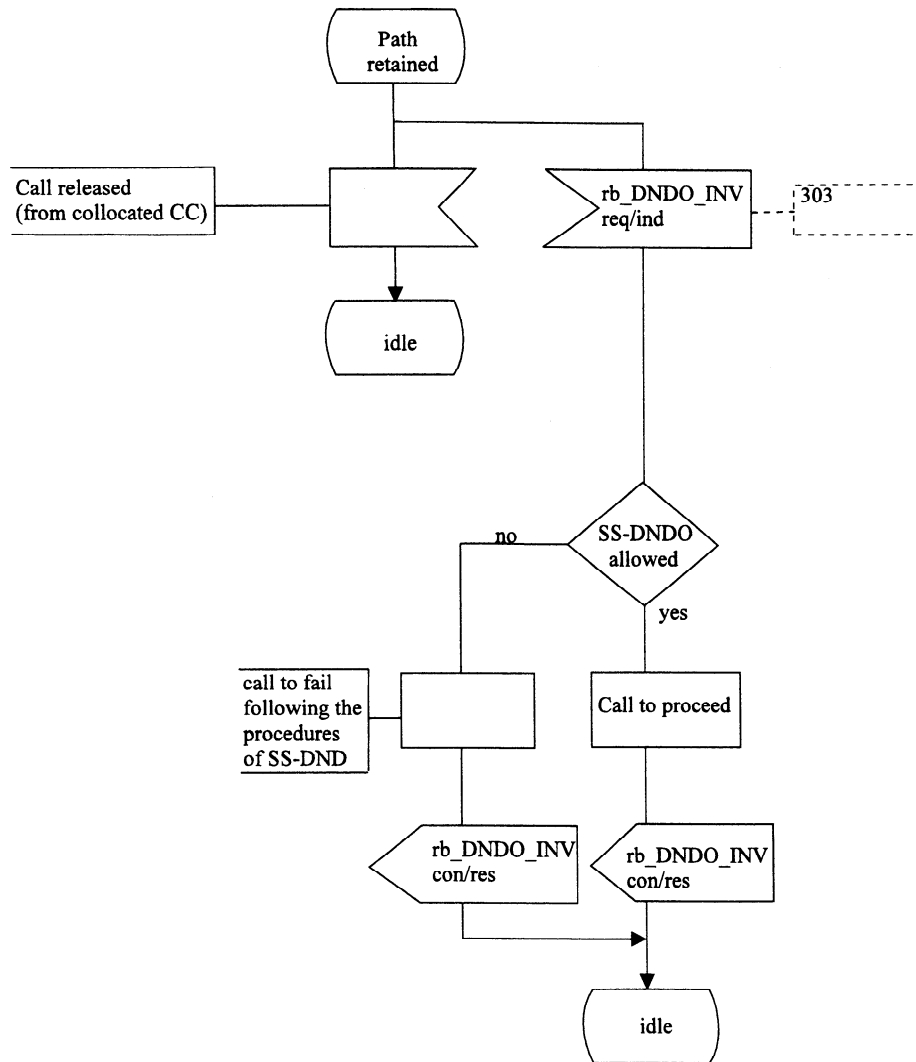


Figure 31 (part 2) - SS-DNDO, SDL for functional entity FE3

Process DND_FE3

os2p8(3)



95-0052-A

Figure 31 (part 3) - SS-DNDO, SDL for functional entity FE3

9.5 Allocation of functional entities to physical equipment

The allocation of FEs to physical locations as shown in table 20 shall apply. Where a terminal involved is stimulus with respect to SS-DND, any FE shown as residing in the corresponding user's TE shall reside in that user's PINX.

Table 20 - Scenarios for the allocation of FEs to physical equipment

	FE1	FE2	FE3
Scenario 1	Originating TE	Originating PINX	Terminating PINX

9.6 Interworking considerations

On an incoming call from another network:

- 1 If the other network supports SS-DNDO, then FE1 and FE2 shall be in the other network (see table 21, scenario 2).
- 2 If the other network does not support SS-DNDO then, depending on the requirements of the other network, FE2 may be in the gateway PINX and may be required to automatically invoke SS-DNDO (see table 21, scenario 3).

On an outgoing call to another network:

- 1 If the other network fully supports SS-DNDO, then FE3 shall be in the other network (see table 21, scenario 4).
- 2 If the other network does not support SS-DNDO, then FE3 shall be in the gateway PINX (see table 21, scenario 5) and shall ignore a rb_DNDO request/indication, and shall ignore a rb_DNDO_ACT request/indication.
- 3 If the other network supports SS-DND and supports SS-DNDO only without path retention then FE3 shall be in the gateway PINX (see table 21, scenario 5) and shall:
 - a) On receipt of rb_DNDO request/indication, send a request for call establishment with SS-DNDO request to the other network. The service element "DNDO Capability Level" shall be adapted to the requirements of the other network if necessary.
 - b) On receipt of rb_DNDO_ACT request/indication, shall do one of the following:
 - i) Send a request for call establishment with SS-DNDO request to the other network. The service element "DNDO Capability Level" shall be adapted to the requirements of the other network if necessary.
 - ii) Send a request for call establishment without SS-DNDO request to the other network. If the call fails due to SS-DND active, then FE3 may retain all call setup information and send rb_DNDO_available request/indication to FE2. If subsequently rb_DNDO_INV request/ indication is received then a new request for call establishment (using the retained information) with SS-DNDO request shall be sent to the other network. The service element "DNDO Capability Level" shall be adapted to the requirements of the other network if necessary. Depending on the result, a rb_DNDO_INV response/confirmation specifying appropriate value for DNDO_INV_result shall be sent to FE2.

The actions may depend on the requirements of the other network.

Table 21 - Scenarios for the allocation of FEs to physical equipment for normal operation in the case of interworking with another network

	FE1	FE2	FE3
Scenario 2	Other network	Other network	Terminating PINX
Scenario 3		Gateway PINX	Terminating PINX
Scenario 4	Originating TE	Originating PINX	Other network
Scenario 5	Originating TE	Originating PINX	Gateway PINX

This page intentionally left blank

ICS 35.110

Descriptors: data processing, information interchange, telecommunications, telecommunication network, private network, ISDN, data transmission, communication procedure, models, specifications.

Price based on 70 pages
