
**Information technology —
Eiffel: Analysis, Design and Programming
Language**

*Technologies de l'information — Eiffel: Langage d'analyse, conception
et programmation*

PDF disclaimer

This PDF file may contain embedded typefaces. In accordance with Adobe's licensing policy, this file may be printed or viewed but shall not be edited unless the typefaces which are embedded are licensed to and installed on the computer performing the editing. In downloading this file, parties accept therein the responsibility of not infringing Adobe's licensing policy. The ISO Central Secretariat accepts no liability in this area.

Adobe is a trademark of Adobe Systems Incorporated.

Details of the software products used to create this PDF file can be found in the General Info relative to the file; the PDF-creation parameters were optimized for printing. Every care has been taken to ensure that the file is suitable for use by ISO member bodies. In the unlikely event that a problem relating to it is found, please inform the Central Secretariat at the address given below.

© ISO/IEC 2006

All rights reserved. Unless otherwise specified, no part of this publication may be reproduced or utilized in any form or by any means, electronic or mechanical, including photocopying and microfilm, without permission in writing from either ISO at the address below or ISO's member body in the country of the requester.

ISO copyright office
Case postale 56 • CH-1211 Geneva 20
Tel. + 41 22 749 01 11
Fax + 41 22 749 09 47
E-mail copyright@iso.org
Web www.iso.org

Published in Switzerland

Contents

Page

1	Scope	1
1.1	Overview	1
1.2	“The Standard”	1
1.3	Aspects covered	1
1.4	Aspects not covered	1
2	Conformance	2
2.1	Definition	2
2.2	Compatibility and non-default options	2
2.3	Departure from the Standard	2
3	Normative references	2
3.1	Earlier Eiffel language specifications	2
3.2	Eiffel Kernel Library	2
3.3	Floating point number representation	3
3.4	Character set: Unicode	3
3.5	Character set: ASCII	3
3.6	Phonetic alphabet	3
4	Definitions	3
5	Notational conventions	3
5.1	Standard elements	3
5.2	Normative elements	4
5.3	Rules on definitions	4
5.4	Use of defined terms	4
5.5	Unfolded forms	5
5.6	Language description	5
5.7	Validity: “if and only if” rules	5
6	Acronyms and abbreviations	5
6.1	Name of the language	5
6.2	Pronunciation	5
7	General description	6
7.1	Design principles	6
7.2	Object-oriented design	6
7.3	Classes	7
7.4	Types	10
7.5	Assertions	11
7.6	Exceptions	13
7.7	Genericity	14
7.8	Inheritance	15
7.9	Polymorphism and dynamic binding	17
7.10	Combining genericity and inheritance	18
7.11	Deferred classes	19
7.12	Tuples and agents	21
7.13	Type- and void-safety	22
7.14	Putting a system together	22
8	Language specification	23
8.1	General organization	23
8.2	Syntax, validity and semantics	23
8.2.1	Definition: Syntax, BNF-E	23
8.2.2	Definition: Component, construct, specimen	24
8.2.3	Construct Specimen convention	24
8.2.4	Construct Name convention	24

8.2.5	Definition: Terminal, non-terminal, token	24
8.2.6	Definition: Production	24
8.2.7	Kinds of production.....	25
8.2.8	Definition: Aggregate production.....	25
8.2.9	Definition: Choice production	25
8.2.10	Definition: Repetition production, separator	25
8.2.11	Basic syntax description rule	25
8.2.12	Definition: Non-production syntax rule	26
8.2.13	Textual conventions.....	26
8.2.14	Definition: Validity constraint.....	27
8.2.15	Definition: Valid	27
8.2.16	Validity: General Validity rule	27
8.2.17	Definition: Semantics.....	27
8.2.18	Definition: Execution terminology.....	27
8.2.19	Semantics: Case Insensitivity principle	27
8.2.20	Definition: Upper name, lower name	28
8.2.21	Syntax (non-production): Semicolon Optionality rule	28
8.3	The architecture of Eiffel software	29
8.3.1	Definition: Cluster, subcluster, contains directly, contains	29
8.3.2	Definition: Terminal cluster, internal cluster	29
8.3.3	Definition: Universe	29
8.3.4	Syntax: : Class names	30
8.3.5	Validity: Class Name rule.....	30
8.3.6	Semantics: Class name semantics.....	30
8.3.7	Definition: System, root type name, root procedure name	30
8.3.8	Definition: Type dependency.....	30
8.3.9	Validity: Root Type rule.....	31
8.3.10	Validity: Root Procedure rule	31
8.3.11	Definition: Root type, root procedure, root class.....	32
8.3.12	Semantics: System execution	32
8.4	Classes	32
8.4.1	Definition: Current class	32
8.4.2	Syntax: : Class declarations	32
8.4.3	Syntax: : Notes	32
8.4.4	Semantics: Notes semantics.....	33
8.4.5	Syntax: : Class headers.....	33
8.4.6	Validity: Class Header rule.....	33
8.4.7	Definition: Expanded, frozen, deferred, effective class	33
8.4.8	Syntax: : Obsolete marks.....	34
8.4.9	Semantics: Obsolete semantics	34
8.5	Features	34
8.5.1	Definition: Inherited, immediate; origin; redeclaration; introduce.....	34
8.5.2	Syntax: : Feature parts	35
8.5.3	Feature categories: overview	35
8.5.4	Syntax: : Feature declarations	35
8.5.5	Syntax: : New feature lists	36
8.5.6	Syntax: : Feature bodies.....	36
8.5.7	Validity: Feature Body rule.....	36
8.5.8	Validity: Definition: Variable attribute.....	37
8.5.10	Definition: Routine, function, procedure	37
8.5.11	Definition: Command, query	37
8.5.12	Definition: Signature, argument signature of a feature.....	27
8.5.13	Feature principle	38
8.5.14	Syntax: : Feature names.....	38
8.5.15	Syntax (non-production): Alias Syntax rule.....	38

8.5.16	Definition: Operator feature, bracket feature, identifier-only	39
8.5.17	Definition: Identifier of a feature name	39
8.5.18	Validity: Feature Identifier principle	39
8.5.19	Definition: Same feature name, same operator, same alias	39
8.5.20	Syntax: : Operators	40
8.5.21	Syntax: : Assigner marks	40
8.5.22	Validity: Assigner Command rule	40
8.5.23	Definition: Synonym	41
8.5.24	Definition: Unfolded form of a possibly multiple declaration	41
8.5.25	Validity: Feature Declaration rule	42
8.5.26	Validity: Alias Validity rule	43
8.6	The inheritance relation	43
8.6.1	Syntax: : Inheritance parts	43
8.6.2	Syntax (non-production): Feature adaptation rule	44
8.6.3	Definition: Parent part for a type, for a class	44
8.6.4	Validity: Class ANY rule	44
8.6.5	Validity: Universal Conformance principle	44
8.6.6	Definition: Unfolded inheritance part of a class	45
8.6.7	Definition: Multiple, single inheritance	45
8.6.8	Definition: Inherit, heir, parent	45
8.6.9	Definition: Conforming, non-conforming parent	45
8.6.10	Definition: Ancestor types of a type, of a class	45
8.6.11	Definition: Ancestor, descendant	46
8.6.12	Definition: Proper ancestor, proper descendant	46
8.6.13	Validity: Parent rule	46
8.6.14	Syntax: : Rename clauses	46
8.6.15	Validity: Rename Clause rule	47
8.6.16	Semantics: Renaming principle	47
8.6.17	Definition: Final name, extended final name, final name set	47
8.6.18	Definition: Inherited name	48
8.6.19	Definition: Declaration for a feature	48
8.7	Clients and exports	48
8.7.1	Definition: Client relation between classes and types	48
8.7.2	Definition: Client relation between classes	49
8.7.3	Definition: Supplier	49
8.7.4	Definition: Simple client	49
8.7.5	Definition: Expanded client	49
8.7.6	Definition: Generic client, generic supplier	49
8.7.7	Definition: Indirect client	49
8.7.8	Definition: Client set of a Clients part	49
8.7.9	Syntax: : Clients	50
8.7.10	Syntax: : Export adaptation	50
8.7.11	Validity: Export List rule	50
8.7.12	Definition: Client set of a feature	51
8.7.13	Definition: Available for call, available	51
8.7.14	Definition: Exported, selectively available, secret	51
8.7.15	Definition: Secret, public property	52
8.7.16	Definition: Incremental contract view, short form	52
8.7.17	Definition: Contract view, flat-short form	53
8.8	Routines	53
8.8.1	Definition: Formal argument, actual argument	53
8.8.2	Syntax: : Formal argument and entity declarations	55
8.8.3	Validity: Formal Argument rule	55
8.8.4	Validity: Entity Declaration rule	54
8.8.5	Syntax: : Routine bodies	54

8.8.6	Definition: Once routine, once procedure, once function	54
8.8.7	Syntax: : Local variable declarations.....	55
8.8.8	Validity: Local Variable rule.....	55
8.8.9	Definition: Local variable	55
8.8.10	Syntax: : Instructions	55
8.9	Correctness and contracts	56
8.9.1	Syntax: : Assertions.....	56
8.9.2	Syntax (non-production): Assertion Syntax rule.....	56
8.9.3	Definition: Precondition, postcondition, invariant	57
8.9.4	Definition: Contract, subcontract.....	57
8.9.5	Validity: Precondition Export rule	57
8.9.6	Validity: Definition: Availability of an assertion clause	57
8.9.7	Syntax: : “Old” postcondition expressions	58
8.9.8	Validity: Old Expression rule	58
8.9.9	Semantics: Old Expression Semantics, associated variable, associated exception marker	58
8.9.10	Semantics: Associated Variable Semantics	59
8.9.11	Syntax: : “Only” postcondition clauses	59
8.9.12	Validity: Only Clause rule.....	59
8.9.13	Definition: Unfolded feature list of an Only clause	60
8.9.14	Definition: Unfolded Only clause	60
8.9.15	Definition: Hoare triple notation (total correctness).....	60
8.9.16	Semantics: Class consistency.....	60
8.9.17	Syntax: : Check instructions	61
8.9.18	Definition: Check-correct	61
8.9.19	Syntax: : Variants	61
8.9.20	Validity: Variant Expression rule.....	61
8.9.21	Definition: Loop invariant and variant.....	61
8.9.22	Definition: Loop-correct	61
8.9.23	Definition: Correctness (class)	62
8.9.24	Definition: Local unfolded form of an assertion.....	62
8.9.25	Semantics: Evaluation of an assertion	62
8.9.26	Semantics: Assertion monitoring.....	62
8.9.27	Semantics: Assertion violation	63
8.9.28	Semantics: Assertion semantics	63
8.9.29	Semantics: Assertion monitoring levels.....	63
8.10	Feature adaptation	63
8.10.1	Definition: Redeclare, redeclaration	64
8.10.2	Definition: Unfolded form of an assertion	64
8.10.3	Definition: Assertion extensions.....	64
8.10.4	Definition: Covariance-aware form of an inherited assertion.....	64
8.10.5	Definition: Combined precondition, postcondition	65
8.10.6	Definition: Inherited as effective, inherited as deferred	65
8.10.7	Definition: Effect, effecting.....	65
8.10.8	Definition: Redefine, redefinition	65
8.10.9	Definition: Name clash.....	66
8.10.10	Syntax: : Precursor	66
8.10.11	Definition: Relative unfolded form of a Precursor	66
8.10.12	Validity: Precursor rule	66
8.10.13	Definition: Unfolded form of a Precursor	67
8.10.14	Semantics: Precursor semantics.....	67
8.10.15	Syntax: : Redefinition	67
8.10.16	Validity: Redefine Subclause rule.....	67
8.10.17	Semantics: Redefinition semantics	67
8.10.18	Syntax: : Undefine clauses	68

8.10.19	Validity: Undefine Subclause rule	68
8.10.20	Semantics: Undefinition semantics	68
8.10.21	Definition: Effective, deferred feature	68
8.10.22	Definition: Effecting	68
8.10.23	Deferred Class property	68
8.10.24	Effective Class property	68
8.10.25	Definition: Origin, seed	69
8.10.26	Validity: Redeclaration rule	69
8.10.27	Definition: Precursor (joined features)	70
8.10.28	Validity: Join rule	70
8.10.29	Semantics: Join Semantics rule	71
8.11	Types	71
8.11.1	Syntax: : Types	71
8.11.2	Semantics: Direct instances and values of a type	72
8.11.3	Semantics: Instances of a type	72
8.11.4	Semantics: Instance principle	72
8.11.5	Definition: Instances, direct instances of a class	72
8.11.6	Base principle; base class, base type, based	72
8.11.7	Base rule	73
8.11.8	Validity: Class Type rule	73
8.11.9	Semantics: Type Semantics rule	73
8.11.10	Definition: Base class and base type of an expression	73
8.11.11	Semantics: Non-generic class type semantics	74
8.11.12	Definition: Expanded type, reference type	74
8.11.13	Definition: Basic type	74
8.11.14	Definition: Anchor, anchored type, anchored entity	74
8.11.15	Definition: Anchor set; cyclic anchor	74
8.11.16	Definition: Types and classes involved in a type	75
8.11.17	Definition: Deanchored form of a type	75
8.11.18	Validity: Anchored Type rule	75
8.11.19	Definition: Attached, detachable	76
8.11.20	Semantics: Attached type semantics	76
8.11.21	Definition: Stand-alone type	77
8.12	Genericity	77
8.12.1	Syntax: : Actual generic parameters	77
8.12.2	Syntax: : Formal generic parameters	77
8.12.3	Validity: Formal Generic rule	77
8.12.4	Definition: Generic class; constrained, unconstrained	78
8.12.5	Definition: Generic derivation, generic type, non-generic type	78
8.12.6	Definition: Self-initializing formal parameter	78
8.12.7	Definition: Constraint, constraining types of a Formal_generic	78
8.12.8	Syntax: : Generic constraints	78
8.12.9	Validity: Generic Constraint rule	79
8.12.10	Definition: Constraining creation features	79
8.12.11	Validity: Generic Derivation rule	79
8.12.12	Definition: Generic-creation-ready type	80
8.12.13	Semantics: Generically derived class type semantics	80
8.12.14	Definition: Base type of a single-constrained formal generic	80
8.12.15	Definition: Base type of an unconstrained formal generic	81
8.12.16	Definition: Reference or expanded status of a formal generic	81
8.12.17	Definition: Current type	81
8.12.18	Definition: Features of a type	81
8.12.19	Definition: Generic substitution	81
8.12.20	Generic Type Adaptation rule	81
8.12.21	Definition: Generically constrained feature name	82

8.12.22	Validity: Multiple Constraints rule	82
8.12.23	Definition: Base type of a multi-constraint formal generic type	82
8.13	Tuples	82
8.13.1	Syntax: : Tuple types	82
8.13.2	Syntax: : Manifest tuples	82
8.13.3	Definition: Type sequence of a tuple type	83
8.13.4	Definition: Value sequences associated with a tuple type	83
8.14	Conformance	83
8.14.1	Definition: Compatibility between types	83
8.14.2	Definition: Compatibility between expressions	84
8.14.3	Definition: Expression conformance	84
8.14.4	Validity: Signature conformance	84
8.14.5	Definition: Covariant argument	84
8.14.6	Validity: General conformance	85
8.14.7	Definition: Conformance path	85
8.14.8	Validity: Direct conformance: reference types	85
8.14.9	Validity: Direct conformance: formal generic	86
8.14.10	Validity: Direct conformance: expanded types	86
8.14.11	Validity: Direct conformance: tuple types	86
8.15	Convertibility	87
8.15.1	Definition: Conversion procedure, conversion type	87
8.15.2	Definition: Conversion query, conversion feature	87
8.15.3	Validity: Conversion principle	87
8.15.4	Validity: Conversion Asymmetry principle	87
8.15.5	Validity: Conversion Non-Transitivity principle	87
8.15.6	Syntax: : Converter clauses	87
8.15.7	Validity: Conversion Procedure rule	87
8.15.8	Validity: Conversion Query rule	88
8.15.9	Definition: Converting to a class	88
8.15.10	Definition: Converting to and from a type	88
8.15.11	Definition: Converting “through”	88
8.15.12	Semantics: Conversion semantics	89
8.15.13	Definition: Explicit conversion	89
8.15.14	Validity: Expression convertibility	89
8.15.15	Definition: Statically satisfied precondition	89
8.15.16	Validity: Precondition-free routine	90
8.16	Repeated inheritance	91
8.16.1	Definition: Repeated inheritance, ancestor, descendant	91
8.16.2	Semantics: Repeated Inheritance rule	91
8.16.3	Definition: Sharing, replication	92
8.16.4	Validity: Call Sharing rule	92
8.16.5	Semantics: Replication Semantics rule	92
8.16.6	Syntax: : Select clauses	92
8.16.7	Validity: Select Subclause rule	92
8.16.8	Definition: Version	92
8.16.9	Definition: Multiple versions	93
8.16.10	Validity: Repeated Inheritance Consistency constraint	93
8.16.11	Definition: Dynamic binding version	93
8.16.12	Definition: Inherited features	93
8.16.13	Semantics: Join-Sharing Reconciliation rule	93
8.16.14	Definition: Precursor	93
8.16.15	Validity: Feature Name rule	94
8.16.16	Validity: Name Clash rule	94
8.17	Control structures	95

8.17.1	Semantics: Compound (non-exception) semantics	95
8.17.2	Syntax: : Conditionals	95
8.17.3	Definition: Secondary part	95
8.17.4	Definition: Prevailing immediately	95
8.17.5	Semantics: Conditional semantics	95
8.17.6	Definition: Inspect expression	96
8.17.7	Syntax: : Multi-branch instructions	96
8.17.8	Definition: Interval	96
8.17.9	Definition: Unfolded form of a multi-branch	96
8.17.10	Definition: Unfolded form of an interval	96
8.17.11	Validity: Interval rule	97
8.17.12	Definition: Inspect values of a multi-branch	97
8.17.13	Validity: Multi-branch rule	97
8.17.14	Semantics: Matching branch	98
8.17.15	Semantics: Multi-Branch semantics	98
8.17.16	Syntax: : Loops	98
8.17.17	Semantics: Loop semantics	98
8.17.18	Syntax: : Debug instructions	98
8.17.19	Semantics: Debug semantics	98
8.18	Attributes	99
8.18.1	Syntax: : Attribute bodies	99
8.18.2	Validity: Manifest Constant rule	99
8.19	Objects, values and entities	100
8.19.1	Semantics: Type, generating type of an object; generator	100
8.19.2	Definition: Reference, void, attached, attached to	100
8.19.3	Semantics: Object principle	100
8.19.4	Definition: Object semantics	100
8.19.5	Definition: Non-basic class, non-basic type, field	100
8.19.6	Definition: Subobject, composite object	101
8.19.7	Definition: Entity, variable, read-only	101
8.19.8	Syntax: : Entities and variables	101
8.19.9	Validity: Entity rule	101
8.19.10	Validity: Variable rule	102
8.19.11	Definition: Self-initializing type	102
8.19.12	Semantics: Default Initialization rule	102
8.19.13	Definition: Self-initializing variable	103
8.19.14	Definition: Evaluation position, precedes	103
8.19.15	Definition: Setter instruction	104
8.19.16	Definition: Properly set variable	104
8.19.17	Validity: Variable Initialization rule	104
8.19.18	Definition: Variable setting and its value	105
8.19.19	Definition: Execution context	105
8.19.20	Semantics: Variable Semantics	105
8.19.21	Semantics: Entity Semantics rule	106
8.20	Creating objects	106
8.20.1	Semantics: Creation principle	106
8.20.2	Definition: Creation operation	107
8.20.3	Validity: Creation Precondition rule	107
8.20.4	Syntax: : Creators parts	107
8.20.5	Definition: Unfolded creators part of a class	107
8.20.6	Validity: Creation Clause rule	108
8.20.7	Definition: Creation procedures of a class	108
8.20.8	Creation procedure property	108
8.20.9	Definition: Creation procedures of a type	108
8.20.10	Definition: Available for creation; general creation procedure	109

8.20.11	Syntax: : Creation instructions	109
8.20.12	Definition: Creation target, creation type	109
8.20.13	Semantics: Creation Type theorem	109
8.20.14	Definition: Unfolded form of a creation instruction	109
8.20.15	Validity: Creation Instruction rule	109
8.20.16	Validity: Creation Instruction properties	110
8.20.17	Semantics: Creation Instruction Semantics	110
8.20.18	Syntax: : Creation expressions	111
8.20.19	Definition: Properties of a creation expression	111
8.20.20	Validity: Creation Expression rule	111
8.20.21	Validity: Creation Expression Properties	111
8.20.22	Semantics: Creation Expression Semantics	112
8.20.23	Definition: Garbage Collection, not enough memory available	112
8.21	Comparing and duplicating objects	112
8.21.1	Object comparison features from <i>ANY</i>	113
8.21.2	Syntax: : Equality expressions	113
8.21.3	Semantics: Equality Expression Semantics	113
8.21.4	Semantics: Inequality Expression Semantics	114
8.21.5	Copying and cloning features from <i>ANY</i>	114
8.21.6	Deep equality, copying and cloning	115
8.22	Attaching values to entities	115
8.22.1	Definition: Reattachment, source, target	115
8.22.2	Syntax: : Assignments	116
8.22.3	Validity: Assignment rule	116
8.22.4	Semantics: Reattachment principle	116
8.22.5	Semantics: Attaching an entity, attached entity	116
8.22.6	Semantics: Reattachment Semantics	116
8.22.7	Semantics: Assignment Semantics	117
8.22.8	Definition: Dynamic type	117
8.22.9	Definition: Polymorphic expression; dynamic type and class sets	117
8.22.10	Syntax: : Assigner calls	117
8.22.11	Validity: Assigner Call rule	118
8.22.12	Semantics: Assigner Call semantics	118
8.23	Feature call.....	118
8.23.1	Validity: Call Use rule	118
8.23.2	Syntax: : Feature calls	118
8.23.3	Syntax: : Actual arguments	119
8.23.4	Definition: Unqualified, qualified call	119
8.23.5	Definition: Target of a call	119
8.23.6	Definition: Target type of a call	119
8.23.7	Definition: Feature of a call	119
8.23.8	Definition: Imported form of a <i>Non_object_call</i>	120
8.23.9	Validity: Non-Object Call rule	120
8.23.10	Semantics: Non-Object Call Semantics	120
8.23.11	Validity: Export rule	120
8.23.12	Validity: Export Status principle	121
8.23.13	Validity: Argument rule	121
8.23.14	Validity: Target rule	121
8.23.15	Validity: Class-Level Call rule	122
8.23.16	Definition: Void-unsafe	122
8.23.17	Definition: Target Object	122
8.23.18	Semantics: Failed target evaluation of a void-unsafe system	122
8.23.19	Definition: Dynamic feature of a call	122
8.23.20	Definition: Freshness of a once routine call	122
8.23.21	Definition: Latest applicable target and result of a non-fresh call	123

8.23.22	Semantics: Once Routine Execution Semantics	123
8.23.23	Semantics: Current object, current routine	123
8.23.24	Semantics: Current Semantics	124
8.23.25	Semantics: Non-Once Routine Execution Semantics	124
8.23.26	Semantics: General Call Semantics	124
8.23.27	Definition: Type of a Call used as expression	124
8.23.28	Semantics: Call Result	125
8.23.29	Semantics: Value of a call expression	125
8.24	Eradicating void calls	125
8.24.1	Syntax: : Object test	125
8.24.2	Definition: Object-Test Local	126
8.24.3	Validity: Object Test rule	126
8.24.4	Definition: Conjunctive, disjunctive, implicative; Term, semistrict term	126
8.24.5	Definition: Scope of an Object-Test Local	126
8.24.6	Semantics: Object Test semantics	127
8.24.7	Semantics: Object-Test Local semantics	127
8.24.8	Definition: Read-only void test	127
8.24.9	Definition: Scope of a read-only void test	127
8.24.10	Definition: Certified Attachment Pattern	127
8.24.11	Definition: Attached expression	128
8.25	Typing-related properties	128
8.25.1	Definition: Catcall	128
8.25.2	Validity: Descendant Argument rule	129
8.25.3	Validity: Single-level Call rule	129
8.26	Exception handling	129
8.26.1	Definition: Failure, exception, trigger	129
8.26.2	Syntax: : Rescue clauses	130
8.26.3	Validity: Rescue clause rule	130
8.26.4	Validity: Retry rule	130
8.26.5	Definition: Exception-correct	130
8.26.6	Semantics: Default Rescue Original Semantics	130
8.26.7	Definition: Rescue block	130
8.26.8	Semantics: Exception Semantics	131
8.26.9	Definition: Type of an exception	131
8.26.10	Semantics: Exception Cases	131
8.26.11	Semantics: Exception Properties	132
8.26.12	Definition: Ignoring, continuing an exception	132
8.27	Agents	133
8.27.1	Definition: Operands of a call	133
8.27.2	Definition: Operand position	133
8.27.3	Definition: Construction time, call time	133
8.27.4	Syntactical forms for a call agent	133
8.27.5	Syntax: : Agents	134
8.27.6	Syntax: : Call agent bodies	134
8.27.7	Definition: Target type of a call agent	134
8.27.8	Validity: Call Agent rule	134
8.27.9	Definition: Associated feature of an inline agent	134
8.27.10	Validity: Inline Agent rule	134
8.27.11	Validity: Inline Agent Requirements	135
8.27.12	Definition: Call-agent equivalent of an inline agent	135
8.27.13	Semantics: Semantics of an inline agent	135
8.27.14	Semantics: Use of Result in an inline function agent	135
8.27.15	Definition: Open and closed operands	135

8.27.16	Definition: Open and closed operand positions	135
8.27.17	Definition: Type of an agent expression	135
8.27.18	Semantics: Agent Expression semantics	136
8.27.19	Semantics: Effect of executing <i>call</i> on an agent	136
8.28	Expressions	136
8.28.1	Syntax: : Expressions	136
8.28.2	Definition: Subexpression, operand	136
8.28.3	Semantics: Parenthesized Expression Semantics	137
8.28.4	Syntax: : Operator expressions	137
8.28.5	Operator precedence levels	137
8.28.6	Definition: Parenthesized Form of an expression	137
8.28.7	Definition: Target-converted form of a binary expression	138
8.28.8	Validity: Operator Expression rule	138
8.28.9	Semantics: Expression Semantics (strict case)	138
8.28.10	Definition: Semistrict operators	139
8.28.11	Semantics: Operator Expression Semantics (semistrict case)	139
8.28.12	Syntax: : Bracket expressions	139
8.28.13	Validity: Bracket Expression rule	139
8.28.14	Definition: Equivalent Dot Form of an expression	139
8.28.15	Validity: Boolean Expression rule	140
8.28.16	Validity: Identifier rule	140
8.28.17	Definition: Type of an expression	140
8.29	Constants	141
8.29.1	Syntax: : Constants	141
8.29.2	Validity: Constant Attribute rule	141
8.29.3	Syntax: : Manifest constants	141
8.29.4	Syntax (non-production): Sign Syntax rule	141
8.29.5	Syntax (non-production): Character Syntax rule	141
8.29.6	Definition: Type of a manifest constant	142
8.29.7	Validity: Manifest-Type Qualifier rule	142
8.29.8	Semantics: Manifest Constant Semantics	142
8.29.9	Definition: Manifest value of a constant	143
8.29.10	Syntax: : Manifest strings	143
8.29.11	Syntax (non-production): Line sequence	143
8.29.12	Syntax (non-production): Manifest String rule	144
8.29.13	Definition: <i>Line_wrapping_part</i>	144
8.29.14	Semantics: Manifest string semantics	144
8.29.15	Validity: Verbatim String rule	144
8.29.16	Semantics: Verbatim string semantics	144
8.29.17	Definition: Prefix, longest break prefix, left-aligned form	145
8.30	Basic types	145
8.30.1	Definition: Basic types and their sized variants	145
8.30.2	Definition: Sized variants of <i>STRING</i>	145
8.30.3	Semantics: Boolean value semantics	145
8.30.4	Semantics: Character types	145
8.30.5	Semantics: Integer types	146
8.30.6	Semantics: Floating-point types	146
8.30.7	Semantics: Address semantics	146
8.31	Interfacing with C, C++ and other environments	146
8.31.1	Syntax: : External routines	146
8.31.2	Semantics: Address semantics	147
8.31.3	Syntax: : Registered languages	147
8.31.4	Syntax: : External signatures	147
8.31.5	Validity: External Signature rule	147

8.31.6	Semantics: External signature semantics	148
8.31.7	Syntax: : External file use	148
8.31.8	Validity: External File rule	148
8.31.9	Semantics: External file semantics	149
8.31.10	Syntax: : C externals	149
8.31.11	Validity: C External rule	149
8.31.12	Semantics: C Inline semantics	150
8.31.13	Syntax: : C++ externals	150
8.31.14	Validity: C++ External rule	150
8.31.15	Semantics: C++ Inline semantics	150
8.31.16	Syntax: : DLL externals	150
8.31.17	Validity: External DLL rule	151
8.31.18	Semantics: External DLL semantics	151
8.32	Lexical components	151
8.32.1	Syntax (non-production): Character, character set	151
8.32.2	Definition: Letter, alpha_betic, numeric, alpha_numeric, printable	151
8.32.3	Definition: Break character, break	152
8.32.4	Semantics: Break semantics	152
8.32.5	Definition: Expected, free comment	152
8.32.6	Syntax (non-production): "Blanks or tabs", new line	152
8.32.7	Syntax: : Comments	153
8.32.8	Syntax (non-production): Free Comment rule	153
8.32.9	Semantics: Header Comment rule	153
8.32.10	Definition: Symbol, word	153
8.32.11	Syntax (non-production): Break rule	153
8.32.12	Semantics: Letter Case rule	154
8.32.13	Definition: Reserved word, keyword	154
8.32.14	Syntax (non-production): Double Reserved Word rule	154
8.32.15	Definition: Special symbol	154
8.32.16	Syntax (non-production): Identifier	154
8.32.17	Validity: Identifier rule	155
8.32.18	Definition: Predefined operator	155
8.32.19	Definition: Standard operator	155
8.32.20	Definition: Operator symbol	155
8.32.21	Definition: Free operator	155
8.32.22	Syntax (non-production): Manifest character	156
8.32.23	Special characters and their codes	156
8.32.24	Syntax (non-production): Percent variants	157
8.32.25	Semantics: Manifest character semantics	157
8.32.26	Syntax (non-production): String, simple string	157
8.32.27	Semantics: String semantics	157
8.32.28	Syntax: : Integers	157
8.32.29	Validity: Integer rule	158
8.32.30	Semantics: Integer semantics	158
8.32.31	Syntax (non-production): Real number	158
8.32.32	Semantics: Real semantics	159
Index	161

Foreword

ISO (the International Organization for Standardization) and IEC (the International Electrotechnical Commission) form the specialized system for worldwide standardization. National bodies that are members of ISO or IEC participate in the development of International Standards through technical committees established by the respective organization to deal with particular fields of technical activity. ISO and IEC technical committees collaborate in fields of mutual interest. Other international organizations, governmental and non-governmental, in liaison with ISO and IEC, also take part in the work. In the field of information technology, ISO and IEC have established a joint technical committee, ISO/IEC JTC 1.

International Standards are drafted in accordance with the rules given in the ISO/IEC Directives, Part 2.

The main task of the joint technical committee is to prepare International Standards. Draft International Standards adopted by the joint technical committee are circulated to national bodies for voting. Publication as an International Standard requires approval by at least 75 % of the national bodies casting a vote.

Attention is drawn to the possibility that some of the elements of this document may be the subject of patent rights. ISO and IEC shall not be held responsible for identifying any or all such patent rights.

International Standard ISO/IEC 25436 was prepared by Ecma International (as ECMA-367) and was adopted, under a special "fast-track procedure", by Joint Technical Committee ISO/IEC JTC 1, *Information technology*, in parallel with its approval by national bodies of ISO and IEC.

Introduction

Eiffel was originally designed in 1985 as a method of software construction and a notation to support that method. The first implementation, from Eiffel Software (then Interactive Software Engineering Inc.), was commercially released in 1986. The principal designer of the first versions of the language was Bertrand Meyer. Other people closely involved with the original definition included Jean-Marc Nerson. The language was originally described in Eiffel Software technical documents that were expanded to yield Meyer's book *Eiffel: The Language* in 1990-1991. The two editions of *Object-Oriented Software Construction* (1988 and 1997) also served to describe the concepts. (For bibliographical references on the documents cited see Clause 3) As usage of Eiffel grew, other Eiffel implementations appeared, including Eiffel/S and Visual Eiffel from Object Tools, Germany, EiffelStudio and Eiffel Envision from Eiffel Software, and SmartEiffel from LORIA, France.

Eiffel today is used throughout the world for industrial applications in banking and finance, defense and aerospace, health care, networking and telecommunications, computer-aided design, game programming, and many other application areas. Eiffel is particularly suited for mission-critical developments in which programmer productivity and product quality are essential. In addition, Eiffel is a popular medium for teaching programming and software engineering in universities.

In 2002 Ecma International formed Technical Group 4 (Eiffel) of Technical Committee 39 (Programming and Scripting Languages). The *Eiffel: Analysis, Design and Programming Language* Standard provides a precise definition of the language and ensures interoperability between implementations. The first of these benefits is of particular interest to implementors of Eiffel compilers and environments, who can rely on it as the reference on which to base their work; the second benefit is to Eiffel users, for whom the Standard delivers a guarantee of compatibility between the products of different providers and of trust in the future of Eiffel.

TG4 devised this Standard from June 2002 to April 2005, starting from material from the original and revised versions of the book *Standard Eiffel* (latest revision of *Eiffel: The Language*). During that period, the Technical Group conducted fifteen face-to-face meetings and numerous phone meetings, in addition to extensive technical correspondence. The members of the committee have been: Karine Arnout (ETH, Zurich); Éric Bezault (Axa Rosenberg, Orinda); Paul Cohen (Generic, Stockholm), Dominique Colnet (LORIA, Nancy); Mark Howard (Axa Rosenberg, Orinda); Alexander Kogtenkov (Eiffel Software, Moscow); Bertrand Meyer (Eiffel Software, Santa Barbara, and ETH, Zurich); Christine Mingins (Monash University, Melbourne); Roger Osmond (EMC, Boston); Emmanuel Stapf (Eiffel Software, Santa Barbara); Kim Waldén (Generic, Stockholm).

Observers having attended one or more of the meetings include: Cyril Adrian (LORIA), Volkan Arslan (ETH), Paul Crismer (Groupe S, Brussels), Jocelyn Fiat (Eiffel Software, France), Randy John (Axa Rosenberg), Ian King (Eiffel Software), Philippe Ribet (LORIA), Julian Rogers (Eiffel Software), Bernd Schoeller (ETH), David Schwartz (Axa Rosenberg), Zoran Simic (Axa Rosenberg), Raphael Simon (Eiffel Software), Olivier Zendra (LORIA). The committee acknowledges the contributions of many people, including David Hollenberg, Marcel Satchell, Richard O'Keefe and numerous others listed in the acknowledgments of the book *Standard Eiffel*.

The editor of the Standard is Bertrand Meyer. Emmanuel Stapf is the convener of TG4 (succeeding Christine Mingins, 2002-2003). Karine Arnout is the recording secretary of TG4.

The final version of the document was prepared by Éric Bezault, Mark Howard, Alexander Kogtenkov, Bertrand Meyer and Emmanuel Stapf.

Information technology — Eiffel: Analysis, Design and Programming Language

1 Scope

1.1 Overview

This document provides the full reference for the Eiffel language.

Eiffel is a method of software construction and a language applicable to the analysis, design, implementation and maintenance of software systems. This International Standard covers only the language, with an emphasis on the implementation aspects. As a consequence, the word “Eiffel” in the rest of this document is an abbreviation for “the Eiffel language”.

1.2 “The Standard”

The language definition proper — “the Standard” — is contained in Clause 8 of this document, with the exception of text appearing between markers *Informative text* and *End*; such text only plays an explanatory role for human readers.

1.3 Aspects covered

The Standard specifies:

- the form of legal basic constituents of Eiffel texts, or *lexical* properties of the language;
- the structure of legal Eiffel texts made of lexically legal constituents, or *syntax* properties;
- supplementary restrictions imposed on syntactically legal Eiffel texts, or *validity* properties;
- the computational effect of executing valid Eiffel texts, or *semantic* properties; and
- some requirements on a conforming implementation of Eiffel, such as the ability to produce certain forms of automatic documentation.

1.4 Aspects not covered

The Standard does not specify:

- the requirements that a computing environment must meet to support the translation, execution and other handling of Eiffel texts;
- the semantic properties of an Eiffel text if it or its data exceed the capacity of a particular computing environment;
- the mechanisms for translating Eiffel texts into a form that can be executed in a computing environment;
- the mechanisms for starting the execution of the result of such a translation; and
- other mechanisms for handling Eiffel texts and interacting with users of the language.

The specification of Clause 8 consists of precise specification elements, originating with the book *Standard Eiffel* where these elements are accompanied by extensive explanations and examples. The elements retained are:

- definitions of technical terms and Eiffel concepts;
- syntax specifications;

- validity constraints (with their codes, such as **VVBG**); and
- semantic specifications.

2 Conformance

2.1 Definition

An implementation of the Eiffel language is **conformant** if and only if in its default operating mode, when provided with a candidate software text, it:

- can, if the text and all its elements satisfy the lexical, syntax and validity rules of the Standard, execute the software according to the semantic rules of the Standard, or generate code for a computing environment such that, according to the specification of that environment, the generated code represents the semantics of the text according to these rules;
- will, if any element of the text violates any lexical, syntactical or validity rule of the Standard, report an error and perform no semantic processing (such as generating executable code, or directly attempting to execute the software).

2.2 Compatibility and non-default options

Implementations may provide options that depart in minor ways from the rules of this Standard, for example to provide compatibility with earlier versions of the implementation or of the language itself. Such options are permitted if and only if:

- per 2.1, they are not the default;
- the implementation includes documentation that states that all such options are nonconformant.

2.3 Departure from the Standard

Material reasons, such as bugs or lack of time, may lead to the release of an implementation that supports most of the Standard but misses a few rules and hence is not yet conformant according to the definition of 2.1. In such a case, the implementation shall include documentation that:

- states that the implementation is not conformant;
- lists all the known causes of non-conformance;
- provides an estimate of the date or version number for reaching full conformance.

3 Normative references

The following referenced documents are indispensable for the application of this document. For dated references, only the edition cited applies. For undated references, the latest edition of the referenced document (including any amendments) applies.

3.1 Earlier Eiffel language specifications

Bertrand Meyer: *Eiffel: The Language*, Prentice Hall, second printing, 1992 (first printing: 1991).

Bertrand Meyer: *Standard Eiffel* (revision of preceding entry), ongoing, 1997-present, at <http://www.inf.ethz.ch/~meyer/ongoing/etl>.

Bertrand Meyer: *Object-Oriented Software Construction*, Prentice Hall: first edition, 1988; second edition, 1997.

3.2 Eiffel Kernel Library

The terms “ELKS” and “Kernel Library”, as used in this Standard, refer to the latest version of the Eiffel Library Kernel Standard. A preliminary version is available from the NICE consortium:

NICE consortium: *The Eiffel Library Kernel Standard, 2001 Vintage*.

The Standard assumes that ELKS includes at least the following classes:

- Classes representing fundamental language-related concepts: *ANY*, *DISPOSABLE*, *NONE*, *TYPE*, *TYPED_POINTER*;
- Classes representing basic types and strings: *BOOLEAN*, *CHARACTER*, *CHARACTER_8*, *CHARACTER_32*, *INTEGER*, *INTEGER_8*, *INTEGER_16*, *INTEGER_32*, *INTEGER_64*, *NATURAL*, *NATURAL_8*, *NATURAL_16*, *NATURAL_32*, *NATURAL_64*, *POINTER*, *REAL*, *REAL_32*, *REAL_64*, *STRING*, *STRING_8*, *STRING_32*;
- Classes representing fundamental data structures: *ARRAY*, *TUPLE*;
- Agent-related classes: *FUNCTION*, *PREDICATE*, *PROCEDURE*, *ROUTINE*;
- Exception-related classes: *ASSERTION_VIOLATION*, *ATTACHED_TARGET_VIOLATION*, *EXCEPTION*, *INSPECT_RANGE_VIOLATION*, *INVARIANT_ENTRY_VIOLATION*, *INVARIANT_EXIT_VIOLATION*, *MEMORY_ALLOCATION_FAILURE*, *OLD_VIOLATION*, *POSTCONDITION_VIOLATION*, *PRECONDITION_VIOLATION*, *ROUTINE_FAILURE*.

The clauses referring to these classes list the features they need.

3.3 Floating point number representation

IEC 60559:1989, *Binary floating-point arithmetic for microprocessor systems* (previously designated IEC 559:1989). Also known as ANSI/IEEE Standard 754-1985, *IEEE Standard for Binary Floating-Point Arithmetic*.

3.4 Character set: Unicode

The Unicode Consortium: *The Unicode Standard*, Version 4.1, at <http://www.unicode.org/versions/Unicode4.1.0/>.

3.5 Character set: ASCII

ISO 14962:1997: *Space data and information transfer systems — ASCII encoded English*.

3.6 Phonetic alphabet

International Phonetic Association: *International Phonetic Alphabet* (revised 1993, updated 1996).

4 Definitions

All the Eiffel-specific terms used in the Standard are defined in paragraphs labeled “**Definition**”.

5 Notational conventions

5.1 Standard elements

Every clause of the Standard belongs to one of the following categories:

- **Syntax**: rule affecting the structure of Eiffel texts, including lexical properties as well as syntax proper. The conventions for describing syntax appear below.
- **Validity**: restrictions on syntactically legal texts.
- **Semantics**: properties of the execution of valid texts.

- **Definition:** introduction of a term defining a certain concept, which may relate to syntax, validity or semantic properties; the rest of the Standard may use the term as an abbreviation for the concept.
- **Principle:** a general language design rule, or a property of the software text resulting from other properties covered by definition and syntax, validity and semantic rules.

The clauses of the Standard are labeled with the corresponding category. A clause with no label shall be considered as “Definition”.

5.2 Normative elements

The rules of syntax, validity and semantics constitute the necessary and sufficient conditions for an implementation to be conformant.

The entries labeled **principle**, addressing validity in most cases and semantics in a few others, express properties that follow from the official rules. For example the Feature Identifier principle (8.5.18) states

“Given a class *C* and an identifier *f*, *C* contains at most one feature of identifier *f*.”

This property (expressing that there must be no overloading of feature identifiers within a class) follows from a variety of validity rules.

Such principles are conceptually redundant and do not add any constraint on an implementation; They provide an interesting angle on the language definition, both for:

- Programmers, by capturing a general property in a concise way.
- Implementers, who when reporting a rule violation in a candidate Eiffel text may choose to refer to the principle rather than the (possibly less immediately clear) rules that underlie it.

5.3 Rules on definitions

In a definition, the first occurrence of each term being defined appears in **bold**.

Some definitions are *recursive*, meaning that the definition of a certain property of certain language elements distinguishes between two or more cases, and in some (but not all) of these cases uses the same property applied to smaller language elements. (The definition then makes sense as all cases eventually reduce to basic, non-recursive cases.) For clarity, the recursive branches are always marked by the word “*recursively*” in parentheses.

In the text of the Standard, uses of a defined term may appear before the definition. The underlining convention described next helps avoid any confusion in such cases.

5.4 Use of defined terms

In any formal element of the language specification (definition, syntax, validity, semantics), appearance of a word as underlined means that this is a technical term introduced in one of the definitions of the Standard. For example, condition 1 in the Name Clash rule (8.16.16) reads:

“It is invalid for *C* to introduce two different features with the same name.”

The underlining indicates that words like “introduce” are not used in their plain English sense but as Eiffel-related concepts defined precisely elsewhere in the Standard. Indeed, 8.5.1 defines the notion that a class “introduces” a feature. Similarly, the notion of features having the “same name” is precisely defined (8.5.19) as meaning that their identifiers, excluding any **Operator** aliases, are identical *except* possibly for letter case.

This use of underlining is subject to the following restrictions:

- Underlining applies only to the first occurrence of such a defined term in a particular definition or rule.
- If a single clause defines a group of terms, occurrences of one of these terms in the definition of another are not underlined.

- As a consequence, uses of a term in its own definition are not underlined (they do bear, as noted, the mark “*recursively*”).
- In addition, a number of basic concepts, used throughout, are generally not underlined; they include:

<i>Assertion</i>	<i>Attribute</i>	<i>Call</i>	<i>Character</i>	<i>Class</i>
<i>Cluster</i>	<i>Entity</i>	<i>Expression</i>	<i>Feature</i>	<i>Identifier</i>
<i>Instruction</i>	<i>Semantics</i>	<i>Type</i>	<i>Valid</i>	

5.5 Unfolded forms

The definition of Eiffel in the Standard frequently relies on *unfolded forms* defining certain advanced constructs in terms of simpler ones. For example an “anchored type” of the form *like a* has a “deanchored form”, which is just the type of *a*. Validity and semantic rules can then rely on the unfolded form rather than the original.

This technique, applied to about twenty constructs of the language, makes the description significantly simpler by identifying a basic set of constructs for which it provides direct validity and semantic specifications, and defining the rest of the language in terms of this core.

5.6 Language description

The Standard follows precise rules and conventions for language description, described in 8.2.

5.7 Validity: “if and only if” rules

A distinctive property of the language description is that the validity constraints, for example type rules, do not just, as in many language descriptions, list properties that a software text *must* satisfy to be valid. They give the rules in an “if and only if” style. For example (8.8.3, Formal Argument rule):

“Let *fa* be the **Formal_arguments** part of a routine *r* in a class *C*. Let *formals* be the concatenation of every **Identifier_list** of every **Entity_declaration_group** in *fa*. Then *fa* is valid if and only if no **Identifier e** appearing in *formals* is the final name of a feature of *C*.”

This does not just impose requirements on programmers, but tells them that if they satisfy these requirements they are *entitled* to having the construct (here a “**Formal_arguments** part”) accepted by an Eiffel language processing tool, for example a compiler. The rules, then, are not only necessary but sufficient. This contributes (except of course for the presence of any error or omission in the Standard) to the completeness of the language definition, and reinforces the programmers’ trust in the language.

6 Acronyms and abbreviations

6.1 Name of the language

The word “Eiffel” is not an acronym. It is written with a capital initial E, followed by letters in lower case.

6.2 Pronunciation

Verbally, with reference to the International Phonetic Alphabet, the name is pronounced:

- In English: *aɪfəl* with the stress on the first syllable.
- In French: *ɛfɛl* with the stress on the second syllable.
- In other languages: the closest approximation to the English or French variant as desired.

7 General description

The following is an informal introduction to the Eiffel language. It is informative only.

7.1 Design principles

The aim of Eiffel is to help specify, design, implement and modify quality software. This goal of quality in software is a combination of many factors; the language design concentrated on the three factors which, in the current state of the industry, are in direst need of improvements: reusability, extendibility and reliability. Also important were other factors such as efficiency, openness and portability.

Reusability is the ability to produce components that may be used in many different applications. Central to the Eiffel approach is the presence of widely used libraries complementing the language, and the language's support for the production of new libraries.

Extendibility is the ability to produce easily modifiable software. "Soft" as software is supposed to be, it is notoriously hard to modify software systems, especially large ones.

Among quality factors, reusability and extendibility play a special role: satisfying them means having *less* software to write — and hence more time to devote to other important goals such as efficiency, ease of use or integrity.

The third fundamental factor is **reliability**, the ability to produce software that is correct and robust — that is to say, bug-free. Eiffel techniques such as static typing, assertions, disciplined exception handling and automatic garbage collection are essential here.

Four other factors are also part of Eiffel's principal goals:

- The language enables implementors to produce high **efficiency** compilers, so that systems developed with Eiffel may run under speed and space conditions similar to those of programs written in lower-level languages traditionally focused on efficient implementation.
- Ensuring **openness**, so that Eiffel software may cooperate with programs written in other languages.
- Guaranteeing **portability** by a platform-independent language definition, so that the same semantics may be supported on many different platforms.
- **High-precision language definition**, allowing independent implementers to provide compilers and other tools, and providing Eiffel users the guarantee that their software will work on all the Standard-compliant implementations. The language definition does not favor or refer to any particular implementation.

7.2 Object-oriented design

To achieve reusability, extendibility and reliability, the principles of object-oriented design provide the best known technical answer.

An in-depth discussion of these principles falls beyond the scope of this introduction but here is a short definition:

Object-oriented design is the construction of software systems as structured collections of abstract data type implementations, or "classes".

The following points are worth noting in this definition:

- The emphasis is on structuring a system around the types of objects it manipulates (not the functions it performs on them) and on reusing whole data structures together with the associated operations (not isolated routines).
- Objects are described as instances of abstract data types — that is to say, data structures known from an official interface rather than through their representation.
- The basic modular unit, called the class, describes one implementation of an abstract data type (or, in the case of "deferred" classes, as studied below, a set of possible implementations of the same abstract data type).
- The word *collection* reflects how classes should be designed: as units interesting and useful on their own, independently of the systems to which they belong, and ready to be reused by many different systems.

Software construction is viewed as the assembly of existing classes, not as a top-down process starting from scratch.

- Finally, the word *structured* reflects the existence of two important relations between classes: the client and inheritance relations.

Eiffel makes these techniques available to software developers in a simple and practical way.

As a language, Eiffel includes more than presented in this introduction, but not *much* more; it is a small language, not much bigger (by such a measure as the number of keywords) than Pascal. The description as given in the Standard text — excluding “informative text” and retaining only the rules — takes up about 80 pages. Eiffel was indeed meant to be a member of the class of languages which programmers can master entirely — as opposed to languages of which most programmers know only a subset. Yet it is appropriate for the development of industrial software systems, as has by now been shown by many full-scale projects, some in the thousands of classes and millions of lines, in companies around the world, for mission-critical systems in many different areas from finance to health care and aerospace.

7.3 Classes

A class, it was said above, is an implementation of an abstract data type. This means that it describes a set of run-time objects, characterized by the **features** (operations) applicable to them, and by the formal properties of these features.

Such objects are called the **direct instances** of the class. Classes and objects should not be confused: “class” is a compile-time notion, whereas objects only exist at run time. This is similar to the difference that exists in pre-object-oriented programming between a program and one execution of that program, or between a type and a run-time value of that type.

(“Object-Oriented” is a misnomer; “Class-Oriented Analysis, Design and Programming” would be a more accurate description of the method.)

To see what a class looks like, let us look at a simple example, *ACCOUNT*, which describes bank accounts. But before exploring the class itself it is useful to study how it may be used by other classes, called its **clients**.

A class *X* may become a client of *ACCOUNT* by declaring one or more **entities** of type *ACCOUNT*. Such a declaration is of the form:

acc: ACCOUNT

An entity such as *acc* that programs can directly modify is called a **variable**. An entity declared of a reference type, such as *acc*, may at any time during execution become “attached to” an object (see figure 1); the type rules imply that this object must be a direct instance of *ACCOUNT* — or, as seen later, of a “descendant” of that class.

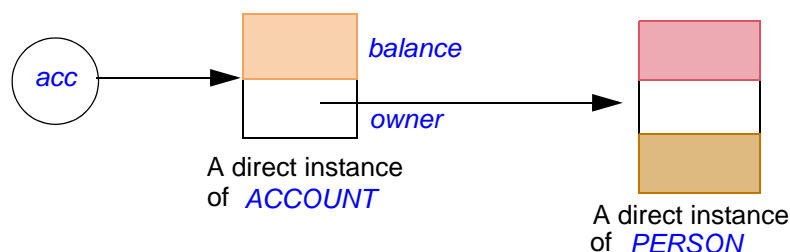


Figure 1: References and objects

An entity is said to be void if it is not attached to any object. As seen below, the type system achieves strict control over void entities, for run-time safety. To obtain objects at run-time, a routine *r* appearing in the client class *X* may use a **creation instruction** of the form

create *acc*

which creates a new direct instance of *ACCOUNT*, sets up all its fields for initialization to default values, and attaches *acc* to that instance. A variant of this notation, studied below, makes it possible to override the default initializations.

Once the client has attached *acc* to an object, it may call on this object the features defined in class *ACCOUNT*. Here is an extract with some feature calls using *acc* as their target:

```
acc.open ("Jill")
acc.deposit (5000)
if acc.may_withdraw (3000) then
    acc.withdraw (3000); print (acc.balance)
end
```

These feature calls use dot notation, of the form *target.feature_name*, possibly followed by a list of arguments in parentheses. Features are of two kinds:

- **Routines** (such as *open*, *deposit*, *may_withdraw*, *withdraw*) represent computations applicable to instances of the class.
- **Attributes** represent data items associated with these instances.

Routines are further divided into **procedures** (commands, which do not return a value) and **functions** (queries, returning a value). Here *may_withdraw* is a function returning a boolean; the other three-routines called are procedures.

The above extract of class *X* does not show whether, in class *ACCOUNT*, *balance* is an attribute or a function without argument. This ambiguity is intentional. A client of *ACCOUNT*, such as *X*, does not need to know how a balance is obtained: the balance could be stored as an attribute of every account object, or computed by a function from other attributes. Choosing between these techniques is the business of class *ACCOUNT*, not anybody else's. Because such implementation choices are often changed over the lifetime of a project, it is essential to protect clients against their effects.

This **Principle of Uniform Access** permeates the use of attributes and functions throughout the language design: whenever one of these feature variants can be used, and the other would make sense too, both are permitted. Descendant classes can for example *redefine* a function into an attribute, and attributes can have *assertions* just like functions. The term **query** covers both attributes and functions.

The above example illustrates the Eiffel syntax style: focusing on readability, not overwhelming the reader with symbols, and using simple keywords, each based on a single English word (in its simplest form: **feature** in the singular, **require** and not "requires"). The syntax is free-format — spaces, new lines, tabs have the same effect — and yet does not require a separator between successive instructions. You may use semicolons as separators if you wish, but they are optional in *all* possible contexts, and most Eiffel programmers omit them (as an obstacle to readability) except in the rare case of several instructions written on one line.

So much for how client classes will typically use *ACCOUNT*. Next is a first sketch of how class *ACCOUNT* itself might look. Line segments beginning with *--* are comments. The class includes two **feature** clauses, introducing its features. The first begins with just the keyword **feature**, without further qualification; this means that the features declared in this clause are available (or "exported") to all clients of the class. The second clause is introduced by **feature {NONE}** to indicate that the feature that follows, called *add*, is available to no client. What appears between the braces is a list of client classes to which the listed features are available; *NONE* is a special class of the Kernel Library, which has no instances, so that *add* is in effect a secret feature, available only locally to the other routines of class *ACCOUNT*. In a client class such as *X*, the call *acc.add (-3000)* would be invalid and hence rejected by any Standard-compliant language processing tool.

Let us examine the features in sequence. The **do ... end** distinguishes routines from attributes. So here the class has implemented *balance* as an attribute, although, as noted, a function would also have been acceptable. Feature *owner* is also an attribute.

The language definition guarantees automatic initialization, so that the balance of an account object will be zero the first time it is accessed. Each type has a default initialization value, such as false for *BOOLEAN*, zero for integer and real types, null character for character types and, for a reference type, either a void value or a reference to a new object of that type. The class designer may also provide clients with different initialization options, as will be shown in a revised version of this example.


```

class ACCOUNT feature
  balance: INTEGER
    -- Amount on the account

  owner: PERSON
    -- Account holder

  minimum_balance: INTEGER = 1000
    -- Lowest permitted balance

  open (who: PERSON)
    -- Assign the account to owner who.
    do
      owner := who
    end

  deposit (sum: INTEGER)
    -- Add an amount of sum to the account.
    do
      add (sum)
    end

  withdraw (sum: INTEGER)
    -- Remove an amount of sum from the account.
    do
      add (−sum)
    end

  may_withdraw (sum: INTEGER): BOOLEAN
    -- Is there enough money to withdraw sum?
    do
      Result := (balance >= sum + minimum_balance)
    end

feature {NONE}
  add (sum: INTEGER)
    -- Add sum to the balance.
    do
      balance := balance + sum
    end

end

```

The other public features, *open*, *deposit*, *withdraw* and *may_withdraw* are straightforward routines. The special variable *Result*, used in *may_withdraw*, denotes the function result; it is initialized on function entry to the default value of the function's result type.

The secret procedure *add* serves for the implementation of the public procedures *deposit* and *withdraw*; the designer of *ACCOUNT* judged it too general to be exported by itself. The clause *= 1000* introduces *minimum_balance* as a constant attribute, which need not occupy any space in instances of the class; in contrast, every instance has a field for every non-constant attribute such as *balance*.

In Eiffel's object-oriented programming style, every operation is relative to a certain object. In a client invoking the operation, this object is specified by writing the corresponding entity on the left of the dot, as *acc* in *acc.open* ("Jill"). Within the class, however, the "current" instance to which operations apply usually remains implicit, so that unqualified feature names, such as *owner* in procedure *open* or *add* in *deposit*, mean "the *owner* attribute or *add* routine relative to the current instance".

If you need to denote the current object explicitly, you may use the special entity *Current*. For example the unqualified occurrences of *add* appearing in the above class are essentially equivalent to *Current.add*.

In some cases, infix or prefix notation will be more convenient than dot notation. For example, if a class *VECTOR* offers an addition routine, most people will feel more comfortable with calls of the form *v + w* than with the dot-notation call *v.plus(w)*. To make this possible it suffices to give the routine a name of the form *plus alias* "+"; internally, however, the operation is still a normal routine call. You can also use unary operators for prefix notation. It is also possible to define a *bracket* alias, as in the feature *item alias* "[" of the Kernel Library class *ARRAY*, which returns an array element of given index *i*: in dot notation, you will write this as

`your_array.item (i)`, but the bracket alias allows `your_array [i]` as an exact synonym. At most one feature per class may have a bracket alias. These techniques make it possible to use well-established conventions of mathematical notation and traditional programming languages in full application of object-oriented principles.

The above simple example has shown the basic structuring mechanism of the language: the class. A class describes a data structure, accessible to clients through an official interface comprising some of the class features. Features are implemented as attributes or routines; the implementation of exported features may rely on other, secret ones.

7.4 Types

Eiffel is strongly typed for readability and reliability. Every entity is declared of a certain type, which may be either a reference type or an expanded type.

Any type *T* is based on a class, which defines the operations that will be applicable to instances of *T*. The difference between the two categories of type affects the semantics of using an instance of *T* as source of an *attachment*: assignment or argument passing. An attachment from an object of a reference type will attach a new reference to that object; with an expanded type, the attachment will *copy* the contents of the object. Similarly, comparison operations such as *a = b* will compare references in one case and objects contents in the other. (To get object comparison in all cases, use *a ~ b*.) We talk of objects with *reference semantics* and objects with *copy semantics*.

Syntactically, the difference is simple: a class declared without any particular marker, like `ACCOUNT`, yields a reference type. To obtain an expanded type, just start with `expanded class` instead of just `class`.

It may be useful to think of expanded and reference types in terms of figure 2, where we assume that `ACCOUNT` has an extra attribute `exp` of type `EXP`, using a class declared as `expanded class EXP`. Figure 2 shows the entity `acc` denoting at run time a reference to an instance of `ACCOUNT` and, in contrast, `exp` in that instance denoting a **subobject**, not a reference to another object:

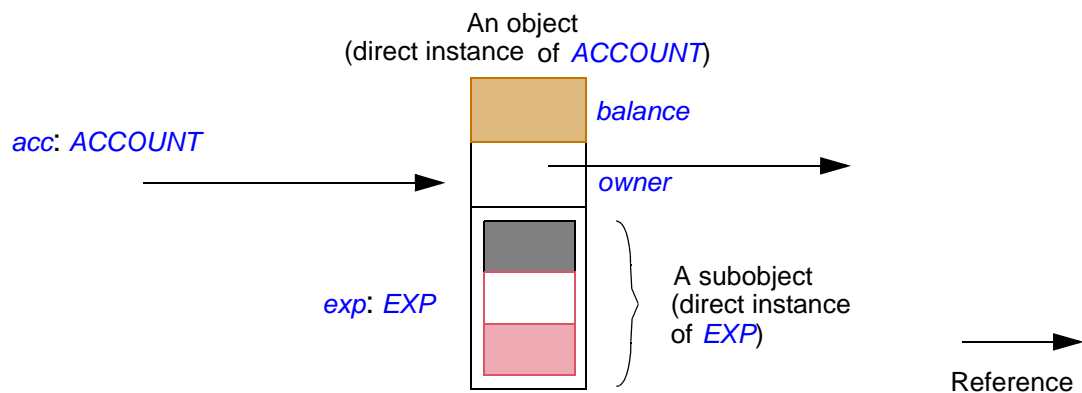


Figure 2: Object and subobject

This is only an illustration, however, and implementations are not required to implement expanded values as subobjects. What matters is the distinction between copy and reference semantics.

An important group of expanded types, based on library classes, includes the basic types `INTEGER`, `REAL`, `CHARACTER` and `BOOLEAN`. Clearly, the value of an entity declared of type `INTEGER` should be an integer, not a reference to an object containing an integer value. Operations on these types are defined by prefix and infix operators such as "+" and "<".

As a result of these conventions, the type system is uniform and consistent: all types, reference or expanded — including the basic types —, are defined from classes.

In the case of basic types, for obvious reasons of efficiency, compilers can and usually do implement the usual arithmetic and boolean operations directly through the corresponding machine operations, not through routine calls. So the performance is the same as if basic types were “magic”, outside of the object-oriented type system. But this is only a compiler optimization, which does not hamper the conceptual homogeneity of the type edifice.

7.5 Assertions

If classes are to deserve their definition as abstract data type implementations, they must be known not just by the available operations, but also by the formal properties of these operations, which did not appear in the above example.

Eiffel encourages software developers to express formal properties of classes by writing **assertions**, which may in particular appear in the following roles:

- Routine **preconditions** express the requirements that clients must satisfy whenever they call a routine. For example the designer of *ACCOUNT* may wish to permit a withdrawal operation only if it keeps the account's balance at or above the minimum. Preconditions are introduced by the keyword **require**.
- Routine **postconditions**, introduced by the keyword **ensure**, express conditions that the routine (the supplier) guarantees on return, if the precondition was satisfied on entry.
- A class **invariant** must be satisfied by every instance of the class whenever the instance is externally accessible: after creation, and after any call to an exported routine of the class. The invariant appears in a clause introduced by the keyword **invariant**, and represents a general consistency constraint imposed on all routines of the class.

The above class *ACCOUNT* typifies why classes often need such assertions. Implicitly, as suggested by the feature names, the *balance* of an account should always remain at least equal to its *minimum_balance*. But nothing in the class text expresses this fundamental property, or the constraints it implies on the arguments to such features as *deposit* and *withdraw*. By adding assertions we make these properties an integral part of the class. We also use this opportunity to make the class more flexible by making *minimum_balance* no longer a constant (1000 above) but a variable attribute to be set by each client when it creates an instance of the class. The revised version is:

```
class ACCOUNT create
  make
feature
  ... Some features as before: balance, owner, open ...

  minimum_balance: INTEGER
    -- Minimum permitted value for balance

  deposit (sum: INTEGER)
    -- Deposit sum into the account.
    require
      positive: sum > 0
    do
      add (sum)
    ensure
      deposited: balance = old balance + sum
    end

  withdraw (sum: INTEGER)
    -- Withdraw sum from the account.
    require
      positive: sum > 0
      sufficient_funds: sum <= balance - minimum_balance
    do
      add (-sum)
    ensure
      withdrawn: balance = old balance - sum
    end

  may_withdraw ... -- As before
```

```

feature {NONE}
  add ... -- As before
  make (initial, min: INTEGER)
    -- Initialize account with balance initial and minimum balance min.
    require
      not_under_minimum: initial >= min
    do
      minimum_balance := min
      balance := initial
    ensure
      balance_initialized: balance = initial
      minimum_initialized: minimum_balance = min
    end

  invariant
    sufficient_balance: balance >= minimum_balance
end

```

The notation **old** *expression* may only be used in a routine postcondition. It denotes the value the *expression* had on routine entry.

In its last version above, the class now includes a creation procedure, *make*. With the first version of *ACCOUNT*, clients used creation instructions such as **create** *acc1* to create accounts; but then the default initialization, setting *balance* to zero, violated the invariant. By having one or more creation procedures, listed in the **create** clause at the beginning of the class text, a class offers a way to override the default initializations. The effect of

```
create acc1.make (5500, 1000)
```

is to allocate the object (as with default creation) and to call procedure *make* on it, with the arguments given. This call is correct since it satisfies the precondition; it will ensure that the created object satisfies the invariant.

Note that the same keyword, **create**, serves both to introduce creation instructions and the creation clause listing creation procedures at the beginning of the class.

A procedure listed in the creation clause, such as *make*, otherwise enjoys the same properties as other routines, especially for calls. Here the procedure *make* is secret since it appears in a clause starting with **feature** {NONE}; so it would be invalid for a client to include a call such as

```
acc.make (5500, 1000)
```

To make such a call valid, it would suffice to move the declaration of *make* to the first **feature** clause of class *ACCOUNT*, which carries no export restriction. Such a call does not create any new object, but simply resets the balance of a previously created account.

Syntactically, assertions are boolean expressions, with a few extensions such as the **old** notation. Writing a succession of assertion clauses, as in the precondition to *withdraw*, is equivalent to “and-ing” them, but permits individual identification of the components. (As with instructions you could use a semicolon between assertion clauses, although it is optional and generally omitted.)

Assertions play a central part in the Eiffel method for building reliable object-oriented software. They serve to make explicit the assumptions on which programmers rely when they write software elements that they believe are correct. Writing assertions, in particular preconditions and postconditions, amounts to spelling out the terms of the **contract** which governs the relationship between a routine and its callers. The precondition binds the callers; the postcondition binds the routine.

The underlying theory of *Design by Contract*, the centerpiece of the Eiffel method, views software construction as based on contracts between clients (callers) and suppliers (routines), relying on mutual obligations and benefits made explicit by the assertions.

Assertions are also an indispensable tool for the documentation of reusable software components: one cannot expect large-scale reuse without a precise documentation of what every component expects (precondition), what it guarantees in return (postcondition) and what general conditions it maintains (invariant).

Documentation tools in Eiffel implementations use assertions to produce information for client programmers, describing classes in terms of observable behavior, not implementation. In particular the **contract view** of a class, which serves as its basic documentation, is obtained from the full text by removing all non-exported features and all implementation information such as **do** clauses of routines, but keeping interface information and in particular assertions. Here is the interface of the above class (with some features omitted):

```

class interface ACCOUNT create
    make
feature
    balance: INTEGER
        -- Amount on the account

    minimum_balance: INTEGER
        -- Lowest permitted balance

    deposit (sum: INTEGER)
        -- Deposit sum into the account.
        require
            positive: sum > 0
        ensure
            deposited: balance = old balance + sum
    withdraw (sum: INTEGER)
        -- Withdraw sum from the account.
        require
            positive: sum > 0
            sufficient_funds: sum <= balance - minimum_balance
        ensure
            withdrawn: balance = old balance - sum
invariant
    sufficient_balance: balance >= minimum_balance
end

```

This is not an Eiffel text, only documentation of Eiffel classes, hence the use of slightly different syntax to avoid any confusion (**class interface** rather than **class**). In accordance with observations made above, the output for *balance* would be the same if this feature were a function rather than an attribute.

Such an interface can be produced by automatic tools from the text of the software. It serves as the primary form of class documentation. A variant of the contract view includes inherited features along with those introduced in the class itself.

It is also possible to evaluate assertions at run time, to uncover potential errors ("bugs"). The implementation provides several levels of assertion monitoring: preconditions only, postconditions etc. With monitoring on, an assertion that evaluates to true has no further effect on the execution. An assertion that evaluates to false will trigger an exception, as described next; in the absence of a specific exception handler the exception will cause an error message and termination.

This ability to check assertions provides a powerful testing and debugging mechanism, in particular because the classes of widely used libraries are equipped with extensive assertions.

Run-time checking, however, is only one application of assertions, whose role as design and documentation aids, as part of the theory of Design by Contract, exerts a pervasive influence on the Eiffel style of software development.

7.6 Exceptions

Whenever there is a contract, the risk exists that someone will break it. This is where exceptions come in.

Exceptions — contract violations — may arise from several causes. One is assertion violations, if assertions are monitored. Another is the occurrence of a signal triggered by the hardware or operating system to indicate an abnormal condition such as arithmetic overflow or lack of memory to create a new object.

Unless a routine has made specific provision to handle exceptions, it will **fail** if an exception arises during its execution. Failure of a routine is a third cause of exception: a routine that fails triggers an exception in its caller.

A routine may, however, handle an exception through a **rescue** clause. This optional clause attempts to “patch things up” by bringing the current object to a stable state (one satisfying the class invariant). Then it can terminate in either of two ways:

- The **rescue** clause may execute a **retry** instruction, which causes the routine to restart its execution from the beginning, attempting again to fulfil its contract, usually through another strategy. This assumes that the instructions of the **rescue** clause, before the **retry**, have attempted to correct the cause of the exception.
- If the **rescue** clause does not end with **retry**, then the routine fails: it returns to its caller, immediately signaling an exception. (The caller’s **rescue** clause will be executed according to the same rules.)

The principle is that **a routine must either succeed or fail**: either it fulfils its contract, or it does not; in the latter case it must notify its caller by triggering an exception.

Usually, only a few routines of a system will include explicit **rescue** clauses. An exception occurring during the execution of a routine with no **rescue** clause will trigger a predefined rescue procedure, which does nothing, and so will cause the routine to fail immediately, propagating the exception to the routine’s caller.

An example using the exception mechanism is a routine *attempt_transmission* which tries to transmit a message over a phone line. The actual transmission is performed by an external, low-level routine *transmit*; once started, however, *transmit* may abruptly fail, triggering an exception, if the line is disconnected. Routine *attempt_transmission* tries the transmission at most 50 times; before returning to its caller, it sets a boolean attribute *successful* to **true** or **false** depending on the outcome. Here is the text of the routine:

```

attempt_transmission (message: STRING)
    -- Try to transmit message, at most 50 times.
    -- Set successful accordingly.
    local
        failures: INTEGER
    do
        if failures < 50 then
            transmit (message); successful := true
        else
            successful := false
        end
    rescue
        failures := failures + 1; retry
    end

```

Initialization rules ensure that *failures*, a local variable, is initially zero.

This example illustrates the simplicity of the mechanism: the **rescue** clause never attempts to achieve the routine’s original intent; this is the sole responsibility of the body (the **do** clause). The only role of the **rescue** clause is to clean up the objects involved, and then either to fail or to retry.

The Kernel Library provides a class *EXCEPTION* and a number of descendants describing specific kinds of exception. Triggering of an exception produces an instance of one of these types, making it possible, in the **rescue** clause, to perform more specific exception processing.

This disciplined exception mechanism is essential for software developers, who need protection against unexpected events, but cannot be expected to sacrifice safety and simplicity to pay for this protection.

7.7 Genericity

Building software components (classes) as implementations of abstract data types yields systems with a solid architecture but does not in itself suffice to ensure reusability and extendibility. Two key techniques address the problem: genericity (unconstrained or constrained) and inheritance. Let us look first at the unconstrained form.

To make a class generic is to give it **formal generic parameters** representing arbitrary types, as in these examples from typical libraries:

```

ARRAY[G]
LIST[G]
LINKED_LIST[G]

```

These classes describe data structures — arrays, lists without commitment to a specific representation, lists in linked representation — containing objects of a certain type. The formal generic parameter *G* represents this type.

Such a class describes a type template. To derive a directly usable type, you must provide a type corresponding to *G*, called an **actual generic parameter**; this might be a basic type (such as *INTEGER*) or a reference type. Here are some possible generic derivations:

```

i!: LIST[INTEGER]
aa: ARRAY[ACCOUNT]
aal: LIST[ARRAY[ACCOUNT]]

```

As the last example indicates, an actual generic parameter may itself be generically derived.

Without genericity, it would be impossible to obtain static type checking in a realistic object-oriented language.

A variant of this mechanism, *constrained* genericity, introduced below after inheritance, enables a class to place specific requirements on possible actual generic parameters.

7.8 Inheritance

Inheritance, the other fundamental generalization mechanism, makes it possible to define a new class by combination and specialization of existing classes rather than from scratch.

The following simple example describes lists implemented by arrays, combining *LIST* and *ARRAY* through inheritance:

```

class ARRAYED_LIST[G] inherit
  LIST[G]
inherit {NONE}
  ARRAY[G]
  export ... See below ...end
feature
  ... Specific features of lists implemented by arrays ...
end

```

The *inherit*... clauses list all the “parents” of the new class, which is said to be their “heir”. (The “ancestors” of a class include the class itself, its parents, grandparents etc.; the reverse term is “descendant”.) Declaring *ARRAYED_LIST* as shown ensures that all the features and properties of lists and arrays are applicable to arrayed lists as well. Since the class has more than one parent, this is a case of *multiple* inheritance.

In this case one of the parents is introduced by a different clause, reading *inherit {NONE}*; this specifies **non-conforming inheritance**, where it will not be possible to assign values of the new types to variables of the parent type. The other branch, with just *inherit*, is conforming, so we can assign an *ARRAYED_LIST[T]* to a *LIST[T]*. This reflects the distinction between the “subtyping” and “pure reuse” forms of inheritance.

Standard graphical conventions (figure 3) serve to illustrate such inheritance structures:

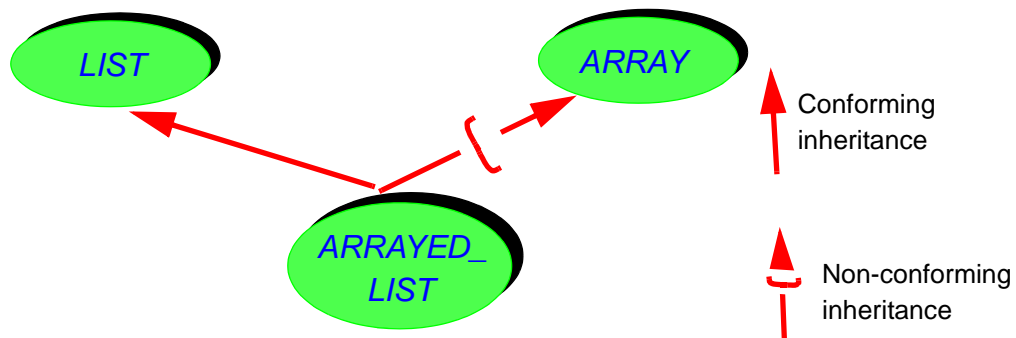


Figure 3: Inheritance

A non-conforming heir class such as *ARRAYED_LIST* needs the ability to define its own export policy. By default, inherited features keep their export status (publicly available, secret, available to selected classes only); but this may be changed in the heir. Here, for example, *ARRAYED_LIST* will export only the exported features of *LIST*, making those of *ARRAY* unavailable directly to *ARRAYED_LIST*'s clients. The syntax to achieve this is straightforward:

```
class ARRAYED_LIST[G] inherit
    LIST[G]
inherit {NONE}
    ARRAY[G]
    export {NONE} all end
... The rest as above ...
```

Another example of multiple inheritance comes from a windowing system based on a class *WINDOW*, as in the EiffelVision graphics library. Windows have **graphical** features: a height, a width, a position, routines to scale windows, move them, and other graphical operations. The system permits windows to be nested, so that a window also has **hierarchical** features: access to subwindows and the parent window, adding a subwindow, deleting a subwindow, attaching to another parent and so on. Rather than writing a complex class that would contain specific implementations for all of these features, it is preferable to inherit all hierarchical features from *TREE*, and all graphical features from a class *RECTANGLE*. In this case both branches are conforming, so a single **inherit** clause listing two parents suffices:

```
class WINDOW inherit
    RECTANGLE
    TREE[WINDOW]
...
```

Inheritance yields remarkable economies of effort — whether for analysis, design, implementation or evolution — and has a profound effect on the entire development process.

The very power of inheritance demands adequate means to keep it under control. Multiple inheritance, in particular, raises the question of name conflicts between features inherited from different parents. You may simply remove such a name conflict through **renaming**, as in

```
class C inherit
    A rename x as x1, y as y1 end
    B rename x as x2, y as y2 end
feature...
```

Here, if both *A* and *B* have features named *x* and *y*, class *C* would be invalid without the renaming.

Renaming also serves to provide more appropriate feature names in descendants. For example, class *WINDOW* may inherit a routine *insert_subtree* from *TREE*. For clients of *WINDOW*, however, such a routine

name is no longer appropriate. An application using this class for window manipulation needs coherent window terminology, and should not be concerned with the inheritance structure that led to the implementation of the class. So you may wish to rename *insert_subtree* as *add_subwindow* in the inheritance clause of *WINDOW*.

As a further facility to protect against misusing the multiple inheritance mechanism, the invariants of all parent classes automatically apply to a newly defined class.

7.9 Polymorphism and dynamic binding

Inheritance is not just a module combination and enrichment mechanism. It also enables the definition of flexible entities that may become attached to objects of various forms at run time, a property known as polymorphism.

Complementary mechanisms make this possibility particularly powerful: **feature redefinition** and **dynamic binding**. The first enables a class to redefine some or all of the features which it inherits from its parents. For an attribute or function, the redefinition may affect the type, replacing the original by a descendant; for a routine it may also affect the implementation, replacing the original's routine body by a new one.

Assume for example a class *POLYGON*, describing polygons, whose features include an array of points representing the vertices and a function *perimeter* which computes a polygon's perimeter by summing the successive distances between adjacent vertices. An heir of *POLYGON* may begin:

```
class RECTANGLE inherit
    POLYGON redefine perimeter end
feature -- Specific features of rectangles, such as:
    side1: REAL; side2: REAL
    perimeter: REAL
        -- Rectangle-specific version
    do
        Result := 2 * (side1 + side2)
    end
    ... Other RECTANGLE features ...
end
```

Here it is appropriate to redefine *perimeter* for rectangles as there is a simpler and more efficient algorithm. Note the explicit **redefine** subclause (which would come before the **rename** if present).

Other descendants of *POLYGON* may also have their own redefinitions of *perimeter*. The version to use in any call is determined by the run-time form of the target. Consider the following class fragment:

```
p: POLYGON; r: RECTANGLE
... create p; create r, ...
if some_condition then
    p := r
end
print (p.perimeter)
```

The polymorphic assignment *p := r* is valid because the type of the source, *RECTANGLE*, conforms, through inheritance, to the type of the target, *POLYGON*. If *some_condition* is false, *p* will be attached to an object of type *POLYGON* for the computation of *p.perimeter*, which will thus use the polygon algorithm. In the opposite case, however, *p* will be attached to a rectangle; then the computation will use the version redefined for *RECTANGLE*. This is known as dynamic binding.

Dynamic binding provides high flexibility. The advantage for clients is the ability to request an operation (such as perimeter computation) without explicitly selecting one of its variants; the choice only occurs at run-time.

This is essential in large systems, where many variants may be available; each component must be protected against changes in other components.

This technique is particularly attractive when compared to its closest equivalent in non-object-oriented approaches where you would need records with variant components, and **case** instructions to discriminate between variants. This means that every client must know about every possible case, and that any extension may invalidate a large body of existing software.

Redefinition, polymorphism and dynamic binding support a development mode in which every module is open and incremental. When you want to reuse an existing class but need to adapt it to a new context, you can always define a new descendant of that class (with new features, redefined ones, or both) without any change to the original. This facility is of great importance in software development, an activity which — whether by design or by circumstance — is invariably incremental.

The power of polymorphism and dynamic binding demands adequate controls. First, feature redefinition is explicit. Second, because the language is typed, a compiler can check statically whether a feature application **a.f** is valid, as discussed in more detail below. In other words, the language reconciles dynamic **binding** with static **typing**. Dynamic binding guarantees that whenever more than one version of a routine is applicable the **right** version (the one most directly adapted to the target object) will be selected. Static typing means that the compiler makes sure there is **at least one** such version.

This policy also yields an important performance benefit: the design of the inheritance mechanism makes it possible for an implementation to find the appropriate routine, for a dynamically bound call, in constant time.

Assertions provide a further mechanism for controlling the power of redefinition. In the absence of specific precautions, redefinition may be dangerous: how can a client be sure that evaluation of **p.perimeter** will not in some cases return, say, the area? Preconditions and postconditions provide the answer by limiting the amount of freedom granted to eventual redefiners. The rule is that any redefined version must satisfy a weaker or equal precondition and ensure a stronger or equal postcondition than in the original. In other words, it must stay within the semantic boundaries set by the original assertions.

The rules on redefinition and assertions are part of the Design by Contract theory, where redefinition and dynamic binding introduce subcontracting. **POLYGON**, for example, subcontracts the implementation of perimeter to **RECTANGLE** when applied to any entity that is attached at run-time to a rectangle object. An honest subcontractor is bound to honor the contract accepted by the prime contractor. This means that it may not impose stronger requirements on the clients, but may accept more general requests, so that the precondition may be weaker; and that it must achieve at least as much as promised by the prime contractor, but may achieve more, so that the postcondition may be stronger.

7.10 Combining genericity and inheritance

Genericity and inheritance, the two fundamental mechanisms for generalizing classes, may be combined in two fruitful ways.

The first technique yields **polymorphic data structures**. Assume that in the generic class **LIST[G]** the insertion procedure **put** has a formal argument of type **G**, representing the element to be inserted. Then with a declaration such as

pl: LIST[POLYGON]

the type rules imply that in a call **pl.put (...)** the argument may be not just of type **POLYGON**, but also of type **RECTANGLE** (an heir of **POLYGON**) or any other type conforming to **POLYGON** through inheritance.

The conformance requirement used here is the inheritance-based type compatibility rule: **V** can only conform to **T** if it is a descendant of **T**.

Structures such as **pl** may contain objects of different types, hence the name “polymorphic data structure”. Such polymorphism is, again, made safe by the type rules: by choosing an actual generic parameter (**POLYGON** in the example) based higher or lower in the inheritance graph, you extend or restrict the permissible types of objects in **pl**. A fully general list would be declared as

LIST[ANY]

where *ANY*, a Kernel Library class, is automatically an ancestor of any class that you may write.

The other mechanism for combining genericity and inheritance is **constrained genericity**. By indicating a class name after a formal generic parameter, as in

VECTOR [*G* → *ADDABLE*]

you express that only descendants of that class (here *ADDABLE*) may be used as the corresponding actual generic parameters. This makes it possible to use the corresponding operations. Here, for example, class *VECTOR* may define a routine *plus* alias "+" for adding vectors, based on the corresponding routine from *ADDABLE* for adding vector elements. Then by making *VECTOR* itself inherit from *ADDABLE*, you ensure that it satisfies its own generic constraint and enable the definition of types such as *VECTOR* [*VECTOR* [*T*]].

Unconstrained genericity, as in *LIST* [*G*], may be viewed as an abbreviation for genericity constrained by *ANY*, as in

LIST [*G* → *ANY*]

With these basic forms of genericity, it is not possible to *create* an instance of a formal generic type, for example an object of type *G* in *VECTOR* [*G*]. Indeed without further information we don't know whether any creation procedures are available. To request specific ones for an actual generic parameter, list them in the class declaration, just after the constraint:

VECTOR [*G* → *ADDABLE* *create make end*]

Then for *x* of type *G* you can use the instruction *create x.make (a)*, with the appropriate argument type for *a* as specified for *make* in *ADDABLE*, and rely on the guarantee that when this gets applied to a *VECTOR* [*T*] for a permissible *T* this type will have its own appropriate version of *make*.

7.11 Deferred classes

The inheritance mechanism includes one more major component: deferred routines and classes.

Declaring a routine *r* as deferred in a class *C* expresses that there is no default implementation of *r* in *C*; such implementations will appear in eventual descendants of *C*. A class having one or more deferred routines is itself said to be deferred. A non-deferred routine or class is called **effective**.

For example, a system used by a Department of Motor Vehicles to register vehicles could include a class of the form

```

deferred class VEHICLE feature
  dues_paid (year: INTEGER): BOOLEAN
    do... end
  valid_plate (year: INTEGER): BOOLEAN
    do... end
  register (year: INTEGER)
    -- Register vehicle for year.
  require
    dues_paid: dues_paid (year)
  deferred
  ensure
    valid_plate: valid_plate (year)
  end
  ... Other features, deferred or effective...
end

```

This example assumes that no single registration algorithm applies to all kinds of vehicle; passenger cars, motorcycles, trucks etc. are all registered differently. But the same precondition and postcondition apply in all cases. The solution is to treat *register* as a deferred routine, making *VEHICLE* a deferred class. Descendants of class *VEHICLE*, such as *CAR* or *TRUCK*, **effect** this routine, that is to say, give effective versions (figure 4). An effecting is similar to a redefinition; only here there is no effective definition in the original class, just a specification in the form of a deferred routine. There is no need here for a **redefine** clause; the effective versions simply take over any inherited deferred version. The term **reddeclaration** covers both redefinition and effecting.

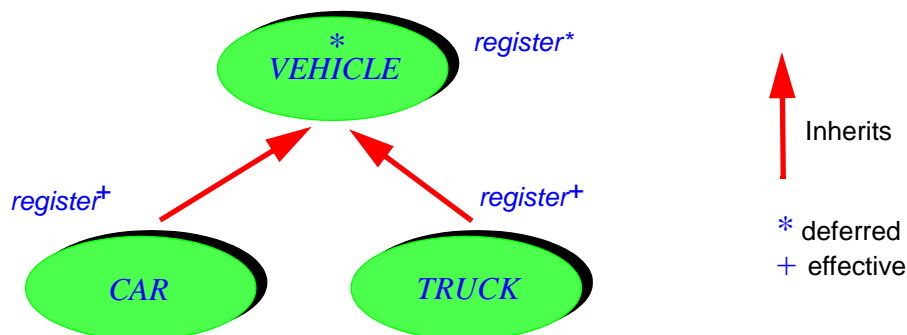


Figure 4: Abstracting variants into a deferred parent

Deferred classes describe a group of implementations of an abstract data type rather than just a single implementation. You may not instantiate a deferred class: **create** *v* is invalid if *v* is a variable declared of type *VEHICLE*. But you may assign to *v* a reference to an instance of a non-deferred descendant of

VEHICLE. For example, assuming **CAR** and **TRUCK** provide effective definitions for all deferred routines of **VEHICLE**, the following will be valid:

```
v: VEHICLE; c: CAR; t: TRUCK
...
create c ...; create t ...;...
if some_test then v := c else v := t end
v.register ( 1996)
```

This example fully exploits polymorphism: depending on the outcome of *some_test*, *v* will be treated as a car or a truck, and the appropriate registration algorithm will be applied. Also, “Some test” may depend on some event whose outcome is impossible to predict until run-time, for example a user clicking with the mouse to select one among several vehicle icons displayed on the screen.

Deferred classes are particularly useful at the **design** stage. The first version of a module may be a deferred class, which will later be refined into one or more effective (non-deferred) classes. Particularly important for this application is the possibility of associating a precondition and a postcondition with a routine even though it is a deferred routine (as with *register* above), and an invariant with a class even though it is a deferred class. This enables the designer to attach precise semantics to a module at the design stage, long before making any implementation choices.

These possibilities make Eiffel an attractive alternative to specialized notations, graphical or textual, for design and also for **analysis**. The combination of deferred classes to capture partially understood concepts, assertions to express what is known about their semantics, and the language's other structuring facilities (information hiding, inheritance, genericity) to obtain clear, convincing architectures, yields a higher-level design method. A further benefit, of course, is that the notation is also a programming language, making the development cycle smoother by reducing the gap between design and implementation.

At the analysis stage, deferred classes describe not software objects, but objects from the external reality's model — documents, airplanes, investments. The Eiffel mechanisms are just as attractive for such modeling.

An important property of deferred classes supporting all these lifecycle tasks, as part of a seamless software development cycle, is that they do not have to be *fully* deferred, like pure “interfaces”. A class may have a mix of effective features capturing what is known at a certain stage of the development, and deferred ones describing what remains to be refined. This supports a continuous refinement-based process, proceeding smoothly from the abstract to the concrete.

7.12 Tuples and agents

A simple extension to the notion of class is the tuple. The type **TUPLE** [*A*, *B*, *C*] has, as its instances, sequences (“tuples”) whose first three elements are of types *A*, *B* and *C* respectively. A tuple expression appears as simply [*a1*, *b1*, *c1*] with elements of the given type. It is also possible in the tuple type declaration to label the components, as in **TUPLE** [*x*: *A*; *y*: *B*; *z*: *C*], making it simpler to access the elements, as in *your_tuple.y*, with the proper type, here *B*, rather than *your_tuple.item* (2) of type *ANY* by default. Tuples provide a simpler alternative to classes when you don't need specific features, just a sequence of values of given types.

Tuples also help in the definition of **agents**. An agent is a way to define an object that represents a certain routine, ready to be called, possibly with some of its arguments set at the time of the agent definition (**closed operands**) and others to be provided at the time of each actual call (**open operands**). For example with a routine *r* (*x*: *A*; *y*: *B*) in a class *C*, as well as *a1* of type *A* and *c1* of type *C*, the agent

```
agent c1.r (a1, ?)
```

represents the routine *r* ready to be called on the target *c1*, with the argument *a1* and another argument (corresponding to *y*, of type *B*) to be provided at the time of the call. The question mark *?* represents an open operand. The routine using this agent, for example having received it as an actual argument to a routine, for the formal argument *operation*, can then call the associated routine through

```
operation.call [b1]
```

for some *b1* of type *B*, the only open operand. This will have the same effect as an original call *c1.r(a1, b1)*, but the routine executing it does not know that *operation* represents *r* rather than any other routine with the same expected open operands. The argument to *call* is not directly *b1* but a **tuple** with *b1* as its sole item; this is because *call* — a routine of the corresponding general-purpose agent class in the Kernel Library — must be able to accept argument sequences of any length, while ensuring type safety.

Agents add a further level of expressiveness to the mechanisms discussed earlier. They are particularly useful for numerical applications — for example to pass **agent** *f*, where *f* is a mathematical function, to an integration routine — and Graphical User Interface (GUI) applications, where they provide an attractive alternative to techniques such as “function pointers” and the Observer Pattern. For example an application may pass the above **agent** *c1.r(a1, ?)* to a GUI routine, telling it to “subscribe” the associated operation to certain event types such as mouse click. When such an event occurs, the GUI will automatically trigger the operation through a *call*.

7.13 Type- and void-safety

As noted, Eiffel puts a great emphasis on reliability through static typing. Polymorphism and dynamic binding in particular are controlled by type rules. The basic requirement is simple: an assignment of the form *a := b* is permitted only if *a* and *b* are of reference types *A* and *B*, based on classes *A* and *B* such that *B* is a descendant of *A*. The same applies to argument passing.

This corresponds to the intuitive idea that a value of a more specialized type may be assigned to an entity of a less specialized type — but not the reverse. (As an analogy, consider that if you request vegetables, getting green vegetables is fine, but if you ask for green vegetables, receiving a dish labeled just “vegetables” is not acceptable, as it could include, say, carrots.)

This inheritance-based type system rules out numerous errors, some potentially catastrophic if their detection was left to run time.

Another, just as dangerous type of error has generally eluded static detection: *void calls*. In a framework offering references or pointers, the risk exists that in the execution of a call *x.f(...)* the value of *x* will be void rather than attached to an object, leading to a crash. The design of Eiffel treats this case through the type system. Specifically:

- Types are by default **attached**, meaning that they do not permit void values. To support void, a type must be declared as **detachable**: *? T* rather than just *T*.
- You may use a qualified call *x.f(...)* only if the type of *x* is attached.
- As part of the conformance rules, you may assign a *T* source to a *? T* target but (for risk of losing the characteristic property of attached types) not the other way around.
- All entities, as noted, are initialized to default values. For detachable types the default value is void, but for an attached type it must always be attached to an object. This means that either the type must provide a default creation procedure (a procedure *default_create* from class *ANY* is available for that purpose, which any class can use as creation procedure, after possibly redefining it to suit its needs), or every variable must be explicitly initialized before use.

These simple rules, compiler-enforceable, remove a whole category of tricky and dangerous failures.

7.14 Putting a system together

This discussion has focused so far on individual classes. This is consistent with the Eiffel method, which emphasizes reusability and, as a consequence, the construction of autonomous modules.

To execute software, you will need to group classes into executable compounds. Such a compound is called a **system** — the Eiffel concept closest to the traditional notion of program — and is defined by the following elements:

- A set of classes, called a **universe**.
- The designation of the system's **root type**, based on one of these classes (the **root class**).
- The designation of one of the creation procedures of the root class as the **root procedure**.

To execute such a system is to create one direct instance of the root type (the **root object** for the current execution), and to apply to it the root procedure — which will usually create other objects, call other routines and so on.

The method suggests grouping related classes — typically 5 to 40 classes — into collections called **clusters**. A common convention, for the practical implementation on the file system, is to store each class in a file, and associate each cluster with a directory. Then the universe is simply the set of classes stored across a set of directories.

The classes of a system will include its root class and all the classes that it **needs** directly or indirectly, where a class is said to need another if it is one of its heirs or clients.

To specify a system you will need to state, in addition to the list of directories, the root type and the root procedure (which must be one of the creation procedures of the root class). This is achieved through either a graphical interface or a control file.

8 Language specification

8.1 General organization

Informative text

The remainder of the text provides the precise specification of Eiffel.

The overall order of the description is top-down, global structure to specific details:

- Conventions for the language description and basic conventions of the language itself.
- Architecture of Eiffel software, including the fundamental structuring mechanisms: cluster, class, feature, inheritance, client.
- Key elements of a class: routines and assertions.
- Type and type adaptation mechanisms, including redeclaration, genericity, tuples, conformance, convertibility and repeated inheritance.
- Control structures.
- Dynamic model: objects, attributes, entities, creation, copying.
- The calling mechanism and its consequences: expressions, type checking, barring void calls.
- Advanced mechanisms: exceptions, agents.
- Elementary mechanisms: constants, basic types, lexical elements.

End

8.2 Syntax, validity and semantics

8.2.1 Definition: Syntax, BNF-E

Syntax is the set of rules describing the structure of software texts.

The notation used to define Eiffel's syntax is called **BNF-E**.

Informative text

"BNF" is *Backus-Naur Form*, a traditional technique for describing the syntax of a certain category of formalisms ("*context-free languages*"), originally introduced for the description of Algol 60. BNF-E adds a few conventions — one production per construct, a simple notation for repetitions with separators — to make descriptions clearer. The range of formalisms that can be described by BNF-E is the same as for traditional BNF.

End

8.2.2 Definition: Component, construct, specimen

Any class text, or syntactically meaningful part of it, such as an instruction, an expression or an identifier, is called a **component**.

The structure of any kind of components is described by a **construct**. A component of a kind described by a certain construct is called a **specimen** of that construct.

Informative text

For example, any particular class text, built according to the rules given in this language description, is a *component*. The *construct* **Class** describes the structure of class texts; any class text is a *specimen* of that construct. At the other end of the complexity spectrum, an identifier such as *your_variable* is a specimen of the construct **Identifier**.

Although we could use the term “instance” in lieu of “specimen”, it could cause confusion with the instances of an Eiffel class — the run-time objects built according to the class specification.

End

8.2.3 Construct Specimen convention

The phrase “an *X*”, where *X* is the name of a construct, serves as a shorthand for “a specimen of *X*”.

Informative text

For example, “a **Class**” means “a specimen of construct **Class**”: a text built according to the syntactical specification of the construct **Class**.

End

8.2.4 Construct Name convention

Every construct has a name starting with an upper-case letter and continuing with lower-case letters, possibly with underscores (to separate parts of the name if it uses several English words).

Informative text

Typesetting conventions complement the Construct Name convention: construct names, such as **Class**, always appear in Roman and in **Green** — distinguishing them from the blue of Eiffel text, as in **Result := x**.

End

8.2.5 Definition: Terminal, non-terminal, token

Specimens of a **terminal construct** have no further syntactical structure. Examples include:

- Reserved words such as **if** and **Result**.
- Manifest constants such as the integer **234**; symbols such as **;** (semicolon) and **+** (plus sign).
- Identifiers (used to denote classes, features, entities) such as **LINKED_LIST** and **put**.

The specimens of terminal constructs are called **tokens**.

In contrast, the specimens of a **non-terminal** construct are defined in terms of other constructs.

Informative text

Tokens (also called **lexical components**) form the basic vocabulary of Eiffel texts. By starting with tokens and applying the rules of syntax you may build more complex components — specimens of non-terminals.

End

8.2.6 Definition: Production

A **production** is a formal description of the structure of all specimens of a non-terminal construct. It has the form

Construct \triangleq right-side

where right-side describes how to obtain specimens of the Construct.

Informative text

The symbol \triangleq may be read aloud as “is defined as”.

BNF-E uses exactly one production for each non-terminal. The reason for this convention is explained below.

End

8.2.7 Kinds of production

A production is of one of the following three kinds, distinguished by the form of the right-side:

- **Aggregate**, describing a construct whose specimens are made of a fixed sequence of parts, some of which may be optional.
- **Choice**, describing a construct having a set of given variants.
- **Repetition**, describing a construct whose specimens are made of a variable number of parts, all specimens of a given construct.

8.2.8 Definition: Aggregate production

An **aggregate** right side is of the form $C_1 C_2 \dots C_n$ ($n > 0$), where every one of the C_i is a construct and any contiguous subsequence may appear in square brackets as $[C_i \dots C_j]$ for $1 \leq i \leq j \leq n$.

Every specimen of the corresponding construct consists of a specimen of C_1 , followed by a specimen of C_2 , ..., followed by a specimen of C_n , with the provision that for any subsequence in brackets the corresponding specimens may be absent.

8.2.9 Definition: Choice production

A **choice** right side is of the form $C_1 | C_2 | \dots | C_n$ ($n > 1$), where every one of the C_i is a construct.

Every specimen of the corresponding construct consists of exactly one specimen of one of the C_i .

8.2.10 Definition: Repetition production, separator

A **repetition** right side is of one of the two forms

$$\{C \ \$ \dots\}^*$$

$$\{C \ \$ \dots\}^+$$

where C and $\$$ (the **separator**) are constructs.

Every specimen of the corresponding construct consists of zero or more (one or more in the second form) specimens of C , each separated from the next, if any, by a specimen of $\$$.

The following abbreviations may be used if the separator is empty:

$$C^*$$

$$C^+$$

Informative text

The language definition makes only moderate use of recursion thanks to the availability of Repetition productions: when the purpose is simply to describe a construct whose specimens may contain successive specimens of another construct, a Repetition generally gives a clearer picture; see for example the definition of **Compound** as a repetition of **Instruction**. Recursion remains necessary to describe constructs with unbounded nesting possibilities, such as **Conditional** and **Loop**.

End

8.2.11 Basic syntax description rule

Every non-terminal construct is defined by exactly one production.

Informative text

Unlike in most BNF variants, every BNF-E production always uses exactly one of Aggregate, Choice and Repetition, *never* mixing them in the right sides. This convention yields a considerably clearer grammar, even if it has a few more productions (which in the end is good since they give a more accurate image of the language's complexity).

*End***8.2.12 Definition: Non-production syntax rule**

A **non-production syntax rule**, marked “(*non-production*)”, is a syntax property expressed outside of the BNF-E formalism.

Informative text

Unlike validity rules, non-production syntax rules belong to the syntax, that is to say the description of the structure of Eiffel texts, but they capture properties that are not expressible, or not conveniently expressible, through a context-free grammar.

For example the BNF-E Aggregate productions allow successive right-side components to be separated by an arbitrary break — any sequence of spaces, tabs and “new line” characters. In a few cases, for example in an **Alias** declaration such as **alias** “+”, it is convenient to use BNF-E — with a right-side listing the keyword **alias**, a double quote, an **Operator** and again a double quote — but we need to *prohibit* breaks between either double quote and the operator. We still use BNF-E to specify such constructs, but add a non-production syntax rule stating the supplementary constraints.

*End***8.2.13 Textual conventions**

The syntax (BNF-E) productions and other rules of the Standard apply the following conventions:

- 1 Symbols of BNF-E itself, such as the vertical bars | signaling a choice production, appear in black (non-bold, non-italic).
- 2 Any construct name appears in **dark green** (non-bold, non-italic), with a first letter in upper case, as **Class**.
- 3 Any component (Eiffel text element) appears in **blue**.
- 4 The double quote, one of Eiffel's special symbols, appears in productions as '"': a double quote character (blue like other Eiffel text) enclosed in two single quote characters (black since they belong to BNF-E, not Eiffel).
- 5 All other special symbols appear in double quotes, for example a comma as ",", an assignment symbol as ":", a single quote as "'" (double quotes black, single quote blue).
- 6 Keywords and other reserved words, such as **class** and **Result**, appear in **bold** (blue like other Eiffel text). They do not require quotes since the conventions avoid ambiguity with construct names: **Class** is the name of a construct, **class** a keyword.
- 7 Examples of Eiffel comment text appear in non-bold, non-italic (and in blue), as -- **A comment**.
- 8 Other elements of Eiffel text, such as entities and feature names (including in comments) appear in non-bold *italic* (blue).

The color-related parts of these conventions do not affect the language definition, which remains unambiguous under black-and-white printing (thanks to the letter-case and font parts of the conventions). Color printing is recommended for readability.

Informative text

Because of the difference between cases 1 and 3, { denotes the opening brace as it might appear in an Eiffel class text, whereas { is a symbol of the syntax description, used in repetition productions.

In case 2 the use of an upper-case first letter is a consequence of the “Construct Name convention”.

Special symbols are normally enclosed in double quotes (case 5), except for the double quote itself which, to avoid any confusion, appears enclosed in single quotes (case 4). In either variant, the enclosing quotes — double or single respectively — are not part of the symbol.

In some contexts, such as the table of all such symbols, special symbols (cases 4 and 5) appear in bold for emphasis.

In application of cases 7 and 8, occurrences of Eiffel entities or feature names in comments appear in italics, to avoid confusion with other comment text, as in a comment

-- Update the value of *value*.

where the last word denotes a query of name *value* in the enclosing class.

End

8.2.14 Definition: Validity constraint

A **validity constraint** on a construct is a requirement that every syntactically well-formed specimen of the construct must satisfy to be acceptable as part of a software text.

8.2.15 Definition: Valid

A construct specimen, built according to the syntax structure defined by the construct's production, is said to be **valid**, and will be accepted by the language processing tools of any Eiffel environment, if and only if it satisfies the validity constraints, if any, applying to the construct.

8.2.16 Validity: General Validity rule

Validity code: **VBGV**

Every validity constraint relative to a construct is considered to include an implicit supplementary condition stating that every component of the construct satisfies every validity constraint applicable to the component.

8.2.17 Definition: Semantics

The **semantics** of a construct specimen that is syntactically legal and valid is the construct's effect on the execution of a system that includes the specimen.

8.2.18 Definition: Execution terminology

- **Run time** is the period during which a system is executed.
- The **machine** is the combination of hardware (one or more computers) and operating system through which you can execute systems.
- The machine type, that is to say a certain combination of computer type and operating system, is called a **platform**.
- **Language processing tools** serve to build, manipulate, explore and execute the text of an Eiffel system on a machine.

Informative text

The most obvious example of a language processing tool is an Eiffel compiler or interpreter, which you can use to execute a system. But many other tools can manipulate Eiffel texts: Eiffel-aware editors, browsers to explore systems and their properties, documentation tools, debuggers, configuration management systems. Hence the generality of the term "*language processing tool*".

End

8.2.19 Semantics: Case Insensitivity principle

In writing the letters of an **Identifier** serving as name for a class, feature or entity, or a reserved word, using the upper-case or lower-case versions has no effect on the semantics.

Informative text

So you can write a class or feature name as *DOCUMENT*, *document* and even *dOcUmEnT* with exactly the same meaning.

*End***8.2.20 Definition: Upper name, lower name**

The **upper name** of an *Identifier* or *Operator* *i* is *i* written with all letters in upper case; its **lower name**, *i* with all letters in lower case.

Informative text

In the example the lower name is *document* and the upper name *DOCUMENT*.

The definition is mostly useful for identifiers, but the names of some operators, such as *and* and other boolean operators, also contain letters.

The reason for not letting letter case stand in the way of semantic interpretation is that it is simply too risky to let the meaning of a software text hang on fine nuances of writing, such as changing a letter into its upper-case variant; this can only cause confusion and errors. Different things should, in reliable and maintainable software, have clearly different names.

Letter case is of course significant in “manifest strings”, denoting texts to be taken verbatim, such as error messages or file names.

This letter case policy goes with strong rules on **style**:

- Classes and types should always use the upper name, as with a class *DOCUMENT*.
- Non-constant features and entities should always use the lower name, as with an attribute *document*.
- Constants and “once” functions should use the lower name with the first letter changed to upper, as with a constant attribute *Document*.

*End***8.2.21 Syntax (non-production): Semicolon Optionality rule**

In writing specimens of **any** construct defined by a Repetition production specifying the semicolon “;” as separator, it is permitted, without any effect on the syntax structure, validity and semantics of the software, to omit any of the semicolons, or to add a semicolon after the last element.

Informative text

This rule applies to instructions, declarations, successive groups of formal arguments, and many other Repetition constructs. It does not rely on the *layout* of the software: Eiffel’s syntax is free-format, so that a return to the next line has the same effect as one or more spaces or any other “break”. Rather than relying on line returns, the Semicolon Optionality rule is ensured by the syntax design of the language, which guarantees that omitting a semicolon never creates an ambiguity.

The rule also guarantees that an extra semicolon at the end, as in *a; b;* instead of just *a; b* is harmless.

The style guidelines suggest omitting semicolons (which would only obscure reading) for successive elements appearing on separate lines, as is usually the case for instructions and declarations, and including them to separate elements on a given line.

Because the semicolon is still formally in the grammar, programmers used to languages where the semicolon is an instruction *terminator*, who may then out of habit add a semicolon after every instruction, will not suffer any adverse effect, and will get the expected meaning.

End

8.3 The architecture of Eiffel software

Informative text

The constituents of Eiffel software are called **classes**. To keep your classes and your development organized, it is convenient to group classes into **clusters**. By combining classes from one or more clusters, you may build executable **systems**.

These three concepts provide the basis for structuring Eiffel software:

- A *class* is a modular unit.
- A *cluster* is a logical grouping of classes.
- A *system* results from the assembly of one or more classes to produce an executable unit.

Of these, only “class”, describing the basic building blocks, corresponds directly to a construct of the language. To build clusters and systems out of classes, you will use not a language mechanism, but tools of the supporting environment.

Clusters provide an intermediate level between classes and systems, indispensable as soon as your systems grow beyond the trivial:

- At one extreme, a cluster may be a simple group of a few classes.
- At the other end, a system as a whole is simply a cluster that you have made executable (by selecting a *root class* and a *root procedure*).
- In-between, a cluster may be a library consisting of several subclusters, or an existing system that you wish to integrate as a subcluster into a larger system.

Clusters also serve to store and group classes using the facilities of the underlying operating system, such as files, folders and directories.

After the basic definitions, the language description will concentrate on classes, indeed the most important concept in the Eiffel method, which views software construction as an industrial production activity: combining components, not writing one-of-a-kind applications.

End

8.3.1 Definition: Cluster, subcluster, contains directly, contains

A **cluster** is a collection of classes, (recursively) other clusters called its **subclusters**, or both. The cluster is said to **contain directly** these classes and subclusters.

A cluster **contains** a class *C* if it contains directly either *C* or a cluster that (recursively) contains *C*.

Informative text

In the presence of subclusters, several clusters may contain a class, but exactly one contains it directly.

End

8.3.2 Definition: Terminal cluster, internal cluster

A cluster is **terminal** if it contains directly at least one class.

A cluster is **internal** if it contains at least one subcluster.

Informative text

From these definitions, it is possible for a cluster to be both terminal and internal.

End

8.3.3 Definition: Universe

A **universe** is a set of classes.

Informative text

The universe provides a reference from which to draw classes of interest for a particular system. Any Eiffel environment will provide a way to specify a universe.

*End***8.3.4 Syntax: Class names**

Class_name \triangleq **Identifier**

8.3.5 Validity: Class Name rule**Validity code:** *VSCN*

It is valid for a universe to include a class if and only if no other class of the universe has the same upper name.

Informative text

Eiffel expressly does not include a notion of “namespace” as present in some other languages. Experience with these mechanisms shows that they suffer from two limitations:

- They only push forward the problem of class name clashes, turning it into a problem of namespace clashes.
- Even more seriously, they tie a class to a particular context, making it impossible to reorganize (“*refactor*”) the software later without breaking existing code, and hence defeating some of the principal benefits of object technology and modern software engineering.

Name clashes, in the current Eiffel view, should be handled by *tools* of the development environment, enabling application writers to combine classes from many different sources, some possibly with clashing names, and resolving these clashes automatically (with the possibility of registering user preferences and remembering them from one release of an acquired external set of classes to the next) while maintaining clarity, reusability and extensibility.

*End***8.3.6 Semantics: Class name semantics**

A **Class_name** *C* appearing in the text of a class *D* denotes the class called *C* in the enclosing universe.

8.3.7 Definition: System, root type name, root procedure name

A **system** is defined by the combination of:

- 1 A universe.
- 2 A type name, called the **root type name**.
- 3 A feature name, called the **root procedure name**.

8.3.8 Definition: Type dependency

A type *T* **depends** on a type *R* if any of the following holds:

- 1 *R* is a parent of the base class *C* of *T*.
- 2 *T* is a client of *R*.
- 3 (Recursively) there is a type *S* such that *T* depends on *S* and *S* depends on *R*.

Informative text

This states that *C* depends on *A* if it is connected to *A* directly or indirectly through some combination of the basic relations between types and classes — inheritance and client — studied later. Case 1 relies on the property that every type derives from a class, called its “base class”; for example a generically derived type

such as *LIST [INTEGER]* has base class *LIST*. Case 3 gives us indirect forms of dependency, derived from the other cases.

End

8.3.9 Validity: Root Type rule

Validity code: *VSRT*

It is valid to designate a type *TN* as root type of a system of universe *U* if and only if it satisfies the following conditions:

- 1 *TN* is the name of a stand-alone type *T*.
- 2 *T* only involves classes in *U*.
- 3 *T*'s base class is not deferred.
- 4 The base class of any type on which *T* depends is in *U*.

Informative text

These conditions make it possible to create the root object:

- A type is “stand-alone” if it only involves class names; this excludes “anchored” types (like *some_entity*) and formal generic parameters, which only mean something in the context of a particular class text. Clearly, if we want to use a type as root for a system, it must have an absolute meaning, independent of any specific context. “Stand-alone type” is defined at the end of the discussion of types.
- A deferred class is not fully implemented, and so cannot have any direct instances. It wouldn't work as base class here, since the very purpose of a root type is to be instantiated, as the first event of system execution.
- To be able to assemble the system, we must ensure that any class to which the root refers directly or indirectly is also part of the universe.

In condition 2, a type *T* “involves” a class *C* if it is defined in terms of *C*, meaning that *C* is the base class of *T* or of any of its generic parameters: *U* [*V*, *X* [*Y*, *Z*]] involves *U*, *V*, *X*, *Y* and *Z*. If *T* is a non-generic class used as a type, *T* “involves” only itself.

End

8.3.10 Validity: Root Procedure rule

Validity code: *VS RP*

It is valid to specify a name *pn* as root procedure name for a system *S* if and only if it satisfies the following conditions:

- 1 *pn* is the name of a creation procedure *p* of *S*'s root type.
- 2 *p* has no formal argument.
- 3 *p* is precondition-free.

Informative text

A routine is *precondition-free* (condition 3) if it has no precondition, or a precondition that evaluates to true. A routine can impose preconditions on its callers if these callers are other routines; but it makes no sense to impose a precondition on the external agent (person, hardware device, other program...) that triggers an entire system execution, since there is no way to ascertain that such an agent, beyond the system's control, will observe the precondition. Hence the last condition of the rule.

Regarding condition 1, note that a non-deferred class that doesn't explicitly list any creation procedures is understood to have a single one, procedure *default_create*, which does nothing by default but may be redefined in any class to carry out specific initializations.

End

8.3.11 Definition: Root type, root procedure, root class

In a system *S* of root type name *TN* and root procedure name *pn*, the **root type** is the type of name *TN*, the **root class** is the base class of that root type, and the **root procedure** is the procedure of name *pn* in that class.

8.3.12 Semantics: System execution

To **execute** a system on a machine means to cause the machine to apply a creation instruction to the system's root type.

Informative text

If a routine is a creation procedure of a type used as root of a system, its execution will usually create other objects and call other features on these objects. In other words, the execution of any system is a chain of explosions — creations and calls — each one firing off the next, and the root procedure is the spark that detonates the first step.

End

8.4 Classes

Informative text

Classes are the components used to build Eiffel software.

Classes serve two complementary purposes: they are the modular units of software decomposition; they also provide the basis for the type system of Eiffel.

End

8.4.1 Definition: Current class

The **current class** of a construct specimen is the class in which it appears.

Informative text

Every Eiffel software element — feature, expression, instruction, ... — indeed appears in a class, justifying this definition. Most language properties refer directly or indirectly, through this notion, to the class in which an element belongs.

End

8.4.2 Syntax: Class declarations

Class_declaration \triangleq [Notes]

Class_header

 [Formal_generics]

 [Obsolete]

 [Inheritance]

 [Creators]

 [Converters]

 [Features]

 [Invariant]

 [Notes]

 end

8.4.3 Syntax: Notes

Notes \triangleq note Note_list

Note_list \triangleq {Note_entry ";" ...}*

Note_entry \triangleq Note_name Note_values

Note_name \triangleq Identifier ":"

Note_values \triangleq {Note_item "..."⁺}

Note_item \triangleq Identifier | Manifest_constant

Informative text

Notes parts (there may be up to two, one at the beginning and one at the end) have no effect on the execution semantics of the class. They serve to associate information with the class, for use in particular by tools for configuration management, documentation, cataloging, archival, and for retrieving classes based on their properties.

End

8.4.4 Semantics: Notes semantics

A **Notes** part has no effect on system execution.

8.4.5 Syntax: Class headers

Class_header \triangleq [Header_mark] class **Class_name**

Header_mark \triangleq deferred | expanded | frozen

Informative text

The **Class_name** part gives the name of the class. The recommended convention (here and in any context where a class text refers to a class name) is the upper name.

The keyword **class** may optionally be preceded by one of the keywords **deferred**, **expanded** and **frozen**, corresponding to variants of the basic notion of class:

- A **deferred** class describes an incompletely implemented abstraction, which descendants will use as a basis for further refinement.
- Declaring a class as **expanded** indicates that entities declared of the corresponding type will denote objects rather than references to objects.
- Making a class **frozen** prohibits it from serving as “conforming parent” to other classes.

End

8.4.6 Validity: Class Header rule

Validity code: **VCCH**

A **Class_header** appearing in the text of a class **C** is valid if and only if has either no deferred feature or a **Header_mark** of the **deferred** form.

Informative text

If a class has at least one deferred feature, either introduced as deferred in the class itself, or inherited as deferred and not “effected” (redeclared in non-deferred form), then its declaration must start not just with **class** but with **deferred class**.

There is no particular rule on the other possible markers, **expanded** and **frozen**, for a **Class_header**. Expanded classes often make the procedure **default_create** available for creation, but this is not a requirement since the corresponding entities may be initialized in other ways; they follow the same rules as other “attached” entities.

End

8.4.7 Definition: Expanded, frozen, deferred, effective class

A class is:

- **Expanded** if its **Class_header** is of the **expanded** form.
- **Frozen** if its **Class_header** is of the **frozen** or **expanded** form.

- **Deferred** if its **Class_header** is of the **deferred** form.
- **Effective** if it is not deferred.

Informative text

Making **C** *frozen* prohibits it from serving as “conforming parent” to other classes. The second case indicates the two ways of ensuring this:

- Inheritance from expanded classes, as explained in the discussion of inheritance, is non-conforming. As a consequence, any expanded class is also frozen.
- You can explicitly mark a non-expanded class as **frozen**.

The third case defines what makes a class *deferred*:

- If it has at least one deferred feature, the class itself is deferred. The Class Header rule below requires it to be marked **deferred** for clarity.
- If it only has effective features, the class is effective unless you decide otherwise: you can still explicitly mark it **deferred**. This ensures that it will have no direct instances, since one may not apply creation instructions or expressions to a variable whose type is based on a deferred class.

End

8.4.8 Syntax: Obsolete marks

Obsolete \triangleq **obsolete Message**

Message \triangleq **Manifest_string**

8.4.9 Semantics: Obsolete semantics

Specifying an **Obsolete** mark for a class or feature has no run-time effect.

When encountering such a mark, language processing tools may issue a report, citing the obsolescence **Message** and advising software authors to replace the class or feature by a newer version.

8.5 Features

Informative text

A class is characterized by its features. Every feature describes an operation for accessing or modifying instances of the class.

A feature is either an *attribute*, describing information stored with each instance, or a *routine*, describing an algorithm. Clients of a class **C** may apply **C**'s features to instances of **C** through **call** instructions or expressions.

Every feature has an identifier, which identifies it uniquely in its class. In addition, a feature may have an *alias* to permit calls using operator or bracket syntax.

The following discussion introduces the various categories of feature, explains how to write feature declarations, and describes the form of feature names.

End

8.5.1 Definition: Inherited, immediate; origin; redeclaration; introduce

Any feature **f** of a class **C** is of one of the following two kinds:

- 1 If **C** obtains **f** from one of its parents, **f** is an **inherited** feature of **C**. In this case any declaration of **f** in **C** (adapting the original properties of **f** for **C**) is a **redeclaration**.
- 2 If a declaration appearing in **C** applies to a feature that is not inherited, the feature is said to be **immediate** in **C**. Then **C** is the **origin** (short for “class of origin”) of **f**, and is said to **introduce f**.

Informative text

A feature redeclaration is a declaration that locally changes an inherited feature. The details of redeclaration appear in the study of inheritance; what is important here is that a declaration in the **Features** part only introduces a new feature (called “immediate” in **C**, or “introduced” by **C**) if it is not a redeclaration of some feature obtained from a parent.

Every feature of a class is immediate either in the class or in one of its proper ancestors (parents, grandparents and so on).

*End***8.5.2 Syntax: Feature parts**

Features \triangleq **Feature_clause**⁺

Feature_clause \triangleq **feature** [**Clients**] [**Header_comment**] **Feature_declaration_list**

Feature_declaration_list \triangleq {**Feature_declaration** ";" ...}^{*}

Header_comment \triangleq **Comment**

Informative text

As part of a general syntactical convention, semicolons are **optional** between a **Feature_declaration** and the next. The recommended style rule suggests omitting them except in the infrequent case of two successive declarations on a single line.

*End***8.5.3 Feature categories: overview**

Every feature of a class is either an *attribute* or a *routine*.

An attribute is either *constant* or *variable*.

A routine is either a *procedure* or a *function*.

Informative text

A set of definitions in the discussion that follows introduces each of these notions precisely, making it possible to recognize, from a valid feature declaration, which kind of feature it introduces.

*End***8.5.4 Syntax: Feature declarations**

Feature_declaration \triangleq **New_feature_list** **Declaration_body**

Declaration_body \triangleq [**Formal_arguments**] [**Query_mark**] [**Feature_value**]

Query_mark \triangleq **Type_mark** [**Assigner_mark**]

Type_mark \triangleq ":" **Type**

Feature_value \triangleq [**Explicit_value**]

[**Obsolete**]

[**Header_comment**]

[**Attribute_or_routine**]

Explicit_value \triangleq "=" **Manifest_constant**

Informative text

Not all combinations of **Formal_arguments**, **Query_mark** and **Feature_value** are possible; the Feature Body rule and Feature Declaration rule will give the exact constraints. For example it appears from the above

syntax that both a **Declaration_body** and a **Feature_value** can be empty, since their right-side components are all optional, but the validity constraints rule this out.

End

8.5.5 Syntax: New feature lists

New_feature_list \triangleq {**New_feature** ", " ...}⁺

New_feature \triangleq [**frozen**] **Extended_feature_name**

Informative text

Having a list of features, rather than just one, makes it possible for example to declare together several attributes of the same type or, for routines, to introduce several “synonym” routines, with the same body.

End

8.5.6 Syntax: Feature bodies

Attribute_or_routine \triangleq [**Precondition**]

[**Local_declarations**]

Feature_body

[**Postcondition**]

[**Rescue**]

end

Feature_body \triangleq **Deferred** | **Effective_routine** | **Attribute**

8.5.7 Validity: Feature Body rule

Validity code: **VFFB**

A **Feature_value** is valid if and only if it satisfies one of the following conditions:

- 1 It has an **Explicit_value** and no **Attribute_or_routine**.
- 2 It has an **Attribute_or_routine** with a **Feature_body** of the **Attribute** kind.
- 3 It has no **Explicit_value** and has an **Attribute_or_routine** with a **Feature_body** of the **Effective_routine** kind, itself of the **Internal** kind (beginning with **do** or **once**).
- 4 It has no **Explicit_value** and has an **Attribute_or_routine** with neither a **Local_declarations** nor a **Rescue** part, and a **Feature_body** that is either **Deferred** or an **Effective_routine** of the **External** kind.

Informative text

The **Explicit_value** only makes sense for an attribute — either declared explicitly with **Attribute** or simply given a type and a value — so cases 3 and 4 exclude this possibility.

The **Local_declarations** and **Rescue** parts only make sense (case 4) for a feature with an associated algorithm present in the class text itself; this means a routine that is neither deferred nor external, or an attribute with explicit initialization.

In both cases 1 and 2 the feature will be an attribute. Case 1 is a constant attribute declaration such as *n: INTEGER = 100*, with no further details. Case 2 is the long form, explicitly using the keyword **attribute** and making it possible, as with routines, to have a **Precondition**, a **Postcondition**, and even an implementation (including a **Rescue** clause if desired) which will be used, for “self-initializing” types, on first use of an uninitialized field.

The Feature Body rule is the basic validity condition on feature declarations. But for a full view of the constraints we must take into account a set of definitions appearing next, which say what it takes for a feature declaration — already satisfying the Feature Body rule — to belong to one of the relevant categories: *variable attribute*, *constant attribute*, *function*, *procedure*. Another fundamental constraint, the Feature Declaration rule (VFFD), will then require that the feature described by any declaration match one of these

categories. So the definitions below are a little more than definitions: they collectively yield a validity requirement complementing the Feature Body rule.

End

8.5.8 Definition: Variable attribute

A **Feature_declaration** is a **variable attribute** declaration if and only if it satisfies the following conditions:

- 1 There is no **Formal_arguments** part.
- 2 There is a **Query_mark** part.
- 3 There is no **Explicit_value** part.
- 4 If there is a **Feature_value** part, it has an **Attribute_or_routine** with a **Feature_body** of the **Attribute** kind.

8.5.9 Definition: Constant attribute

A **Feature_declaration** is a **constant attribute** declaration if and only if it satisfies the following conditions:

- 1 It has no **Formal_arguments** part.
- 2 It has a **Query_mark** part.
- 3 There is a **Feature_value** part including an **Explicit_value**.

8.5.10 Definition: Routine, function, procedure

A **Feature_declaration** is a **routine** declaration if and only if it satisfies the following condition:

- There is a **Feature_value** including an **Attribute_or_routine**, whose **Feature_body** is of the **Deferred** or **Effective_routine** kind.

If a **Query_mark** is present, the routine is a **function**; otherwise it is a **procedure**.

Informative text

For a routine the **Formal_arguments** (like the **Query_mark**) may or may not be present.

By convention this definition treats a deferred feature as a routine, even though its effectings in proper descendants may be, in the case of a query, attributes as well as functions.

End

8.5.11 Definition: Command, query

A **command** is a procedure. A **query** is an attribute or function.

Informative text

These notions underlie two important principles of the Eiffel method:

- The Command-Query separation principle, which suggests that queries should not change objects.
- The Uniform Access principle, which enjoins, whenever possible, to make no distinction between attributes and argumentless functions.

End

8.5.12 Definition: Signature, argument signature of a feature

The **signature** of a feature *f* is a pair *argument_types*, *result_type* where *argument_types* and *result_type* are the following sequences of types:

- For *argument_types*: if *f* is a routine, the possibly empty sequence of its formal argument types, in the order of the arguments; if *f* is an attribute, an empty sequence.
- For *result_type*: if *f* is a query, a one-element sequence, whose element is the type of *f*; if *f* is a procedure, an empty sequence.

The *argument_types* part is the feature's **argument signature**.

Informative text

The argument signature is an empty sequence for attributes and for routines without arguments.

End

8.5.13 Feature principle

Every feature has an associated identifier.

Any valid call (qualified or unqualified) to the feature can be expressed through this identifier.

Informative text

The syntactic variants, available through **alias** clauses, offer other ways to express calls, reconciling object-oriented structure with earlier notations:

- You may qualify the name with **alias "§"** where § is some operator. For example if a feature is named *plus*, clients must call it as *a.plus (b)*; by naming it *plus alias "+"* you still allow this form of calls — per the Feature principle — but you also permit *a + b* in accordance with traditional infix syntax for arithmetic expressions. The details of alias operators, as well as the associated conversion mechanism, appear next.
- You may also use a “bracket alias”, written simply **alias "["** (with an opening bracket immediately followed by a closing bracket). This allows access through bracket syntax *x[index]*. For example if a class describing some table structure has a feature *item alias "[" (index: H): G* where *H* is some index type, items can be accessed through *your_table.item (i)* but also through the more concise *your_table [i]*. Again this is just a syntactic facility: the second form is a synonym for the first, which remains available.

End

8.5.14 Syntax: Feature names

Extended_feature_name \triangleq **Feature_name** [**Alias**]

Feature_name \triangleq **Identifier**

Alias \triangleq **alias** **"** **Alias_name** **"** [**convert**]

Alias_name \triangleq **Operator** | **Bracket**

Bracket \triangleq **"["**

Informative text

The optional **convert** mark, for an operator feature, supports mixed-type expressions causing a conversion of the target, as in the expression *your_integer + your_real*, which should use the “+” operation from *REAL*, not *INTEGER*, for compatibility with ordinary arithmetic practice. See the presentation of conversions.

End

8.5.15 Syntax (non-production): Alias Syntax rule

The **Alias_name** of an **Alias** must immediately follow and precede the enclosing double quote symbols, with no intervening characters (in particular no breaks).

When appearing in such an **Alias_name**, the two-word operators **and then** and **or else** must be written with exactly one space (but no other characters) between the two words.

Informative text

In general, breaks or comment lines may appear between components prescribed by a BNF-E production, making this rule necessary to complement the grammar: you must write **alias "+"**, not **alias " + "**.

*End***8.5.16 Definition: Operator feature, bracket feature, identifier-only**

A feature is an **operator feature** if its **Extended_feature_name** *fn* includes an **Operator** alias, a **bracket feature** if *fn* includes a **Bracket** alias. It is **identifier-only** if neither of these cases applies.

Informative text

The most common case is identifier-only. The other two kinds provide convenient modes of expression ("syntactic sugar") for some cases where a shorter form, compatible with traditional mathematical conventions, is desirable for calling the feature.

When referring to feature names, some syntax rules use the **Extended_feature_name**, and some use the **Feature_name**, which is just the identifier, dropping the **Alias** if any. The criterion is simple: when a class text needs to refer to one of its own features, the **Feature_name** is sufficient since (from the Feature Identifier principle below) it uniquely identifies the feature. So the **Extended_feature_name** is used in only two cases: when you first introduce a feature, in a **Feature_declaration** as discussed above, and when you change its name for a descendant, in a **Rename** clause (for both inheritance and constrained genericity).

This also means that in descendants of its original class a feature will retain its **Alias**, if any, unless a descendant explicitly renames it to a name that may drop the **Alias**, or provide a new one. In particular, redeclaring a feature does not affect its **Alias**.

*End***8.5.17 Definition: Identifier of a feature name**

The **Identifier** that starts a **Extended_feature_name** is called the **identifier of** that **Extended_feature_name** and, by extension, of the associated feature.

8.5.18 Validity: Feature Identifier principle

Given a class *C* and an identifier *f*, *C* contains at most one feature of identifier *f*.

Informative text

This principle reflects a critical property of object-oriented programming in general and Eiffel in particular: no "overloading" of feature names within a class. It is marked as "validity" but has no code of its own since it is just a consequence of other validity rules.

*End***8.5.19 Definition: Same feature name, same operator, same alias**

Two feature names are considered to be "**the same feature name**" if and only if their identifiers have identical lower names.

Two operators are "**the same operator**" if they have identical lower names.

An **Alias** in an **Extended_feature_name** is "**the same alias**" as another if and only if they satisfy the following conditions:

- They are either the same **Operator** or both **Bracket**.
- If either has a **convert** mark, so does the other.

Informative text

So *my_name*, *MY_NAME* and *mY_nAMe* are considered to be the same feature name. The recommended style uses a name with an initial capital and the rest in lower case (as in *My_name*) for constant attributes,

and the lower name, all in lower case (as in *my_name*) for all other features. If letters appear in operator feature names, letter case is also irrelevant when it comes to deciding which feature names are the same and which different.

This notion is useful in particular to enforce the rule that, in any class, there can be only one feature of a given name (no “overloading”), and to determine what constitutes a “*name clash*” under multiple inheritance. In such cases the language rules simply ignore letter case.

End

8.5.20 Syntax: Operators

Operator \triangleq **Unary** | **Binary**

Unary \triangleq **not** | "+" | "-" | **Free_unary**

Binary \triangleq "+" | "-" | "*" | "/" | "//" | "\" | "^" | "." |
 "<" | ">" | "<=" | ">=" |
and | **or** | **xor** | **and then** | **or else** | **implies** |
Free_binary

Informative text

Free operators enable developers to define their own operators with considerable latitude. This is particularly useful in scientific applications where it is common to define special notations, which Eiffel will render as prefix or infix operators. You may for example define operators such as ******, **|** (maybe as an infix alias for a *distance* function), or various forms of arrow such as **<->**, **|->**, **=>**.

End

8.5.21 Syntax: Assigner marks

Assigner_mark \triangleq **assign** **Feature_name**

Informative text

In an assignment **x := v** the target **x** must be a variable. If *item* is an attribute of the type *T* of *a*, programmers used to other languages may be tempted to write an assignment such as **a.item := v** to assign directly to the corresponding object field, but this is not permitted as it goes against all the rules of data abstraction and object technology. The normal mechanism is for the author of the base class of *T* to provide a “setter” command (procedure), say **put**, enabling the clients to use **a.put (v)**.

The class author may, for convenience, permit **a.item := v** as a shorthand for this call **a.put (v)**, by specifying **put** as an **assigner command** associated with *item*. An instruction such as **a.item := v** is not an assignment, but simply a different notation for a procedure call; it is known as an **assigner call**. This scheme, a notational simplification only, is also convenient for features that have a **Bracket** alias, allowing for example, with *a* an array, an assigner call **a [i] := v** as shorthand for a call **a.put (v, i)**.

The mechanism is applicable not just to attributes but (in line with the Uniform Access principle) to all queries, including functions with arguments.

The following rule defines under what conditions you may, as author of a class, permit such assigner calls from your clients by associating an assigner command with a query.

End

8.5.22 Validity: Assigner Command rule

Validity code: **VFAC**

An **Assigner_mark** appearing in the declaration of a query *q* with *n* arguments (*n* ≥ 0) and listing a **Feature_name** *fn*, called the **assigner command** for *q*, is valid if and only if it satisfies the following conditions:

- 1 *fn* is the identifier of a command *c* of the class.
- 2 *c* has *n + 1* arguments.

- 3 The type of c 's first argument and the result type of q have the same deanchored form.
- 4 For every i in $1..n$, the type of the $i+1$ -st argument of c and the type of the i -th argument of q have the same deanchored form.

Informative text

The feature q can only be a query since, from the syntax of **Declaration_body**, an **Assigner_mark** can only appear as part of a **Query_mark**, whose presence makes the feature a query.

In cases 3 and 4, we require the types (more precisely their deanchored forms, obtained by replacing any anchored type such as **like x** by the type of the anchor x) to be identical, not just compatible (converting or conforming). To understand why, recall that the assignment $a.item := y$ is only a shorthand for a call $a.put(x)$ with, as a typical implementation:

```

item: T assign put do ... end
put (b: U) do ... item := b ... end

```

Now assume that U is not identical to T but only compatible with it, and consider the procedure call

```
a.put (a.item)
```

or the equivalent assignment form

```
a.item := a.item
```

which are in principle useless — they reassign to a field its own value — but should certainly be permitted. They become invalid, however, because the source $a.item$ (actual argument of the call or right side of the assignment) is of type T , the target (the formal argument) of type U , and it's generally impossible for two different types to be each compatible with the other.

This explains clause 3: the first argument of the assigner procedure must have *exactly* the same type as the result of the query (once both have been deanchored). Similar reasoning applied to other arguments, if any, leads to clause 4.

End

8.5.23 Definition: Synonym

A **synonym** of a feature of a class C is a feature with a different **Extended_feature_name** such that both names appear in the same **New_feature_list** of a **Feature_declaration** of C .

8.5.24 Definition: Unfolded form of a possibly multiple declaration

The **unfolded form** of a **Feature_declaration** listing one or more feature names, as in:

```
 $f_1, f_2, \dots, f_n$  declaration_body      ( $n \geq 1$ )
```

where each f_i is a **New_feature**, is the corresponding sequence of declarations naming only one feature each, and with identical declaration bodies, as in:

```

 $f_1$  declaration_body
 $f_2$  declaration_body
...
 $f_n$  declaration_body

```

Informative text

Thanks to the unfolded form, we may always assume, when studying the validity and semantics of feature declarations, that each declaration applies to only one feature name. This convention is used throughout the language description; to define both the validity and the semantics, it simply refers to the unfolded form, which may give several declarations even if they are all grouped in the class text.

A multiple declaration introduces the feature names as synonyms. But the synonymy only applies to the enclosing class; there is no permanent binding between the corresponding features. Their only relationship is to have the same **Declaration_body** at the point of introduction.

This means in particular that a proper descendant of the class may rename or redeclare one without affecting the other.

Each f_i being a **New_feature**, may include a **frozen** mark. In the unfolded form this mark only applies to the i -th declaration.

End

8.5.25 Validity: Feature Declaration rule

Validity code: **VFFD**

A **Feature_declaration** appearing in a class **C** is valid if and only if it satisfies all of the following conditions for every declaration of a feature f in its unfolded form:

- 1 The **Declaration_body** describes a feature which, according to the rules given earlier, is one of: variable attribute, constant attribute, procedure, function.
- 2 f does not have the same feature name as any other feature introduced in **C** (in particular, any other feature of the unfolded form).
- 3 If f has the same feature name as the final name of any inherited feature, the **Declaration_body** satisfies the Redeclaration rule.
- 4 If the **Declaration_body** describes a deferred feature, then the **Extended_feature_name** of f is not preceded by **frozen**.
- 5 If the **Declaration_body** describes a once function, the result type is stand-alone.
- 6 Any anchored type for an argument is detachable.
- 7 The **Alias** clause, if present, is alias-valid for f .

Informative text

As stated at the beginning of the rule, the conditions apply to the *unfolded form* of the declaration; this means that the rule treats a multiple declaration f_1, f_2, \dots, f_n **declaration_body** as a succession of n separate declarations with different feature names but the same **declaration_body**.

Conditions 1 and 2 are straightforward: the **Declaration_body** must make sense, and the name or names of the feature being introduced must not conflict with those of any other feature introduced in the class.

In applying conditions 2 and 3, remember that two feature names are “the same” not just if they are written identically, but also if they only differ by letter case. Only the identifiers (**Feature_name**) of the features play a role in this notion, not any **Alias** they may have.

The Feature Name rule will state a consequence of conditions 2 and 3 that may be more appropriate for error messages in some cases of violation.

Condition 4 prohibits a frozen feature from being declared as deferred. The two properties are conceptually incompatible since frozen features, by definition, may not be redeclared, whereas the purpose of deferred features is precisely to force redeclaration in proper descendants.

Condition 5 applies to once functions. A once routine only executes its body on its first call. Further calls have no effect; for a function, they yield the result computed by the first call. This puts a special requirement on the result type T of such a function: if the class is generic, T should not depend on any formal generic parameter, since successive calls could then apply to instances obtained from different generic derivations; and T must not be anchored, as in the context of dynamic binding it could yield incompatible types depending on the type of the target of each particular call. The notion of stand-alone type captures these constraints on T .

Condition 6 addresses delicate cases of polymorphism and dynamic binding, where anchored arguments and their implicit form of “covariance” may cause run-time errors known as “catcalls”. It follows from the general rule for signature conformance and is discussed with it.

The last condition, 7, is the consistency requirement on features with an operator or bracket alias. It relies on the following definition (which has a validity code enabling compilers to give more precise error messages).

End

8.5.26 Validity: Alias Validity rule**Validity code:** *VFAV*

An **Alias** clause is **alias-valid** for a feature *f* of a class *C* if and only if it satisfies the following conditions:

- 1 If it lists an **Operator** *op*: *f* is a query; no other query of *C* has an **Operator** alias using the same operator and the same number of arguments; and either: *op* is a **Unary** and *f* has no argument, or *op* is a **Binary** and *f* has one argument.
- 2 If it lists a **Bracket** alias: *f* is a query with at least one argument, and no other feature of *C* has a **Bracket** alias.
- 3 If it includes a **convert** mark: it lists an **Operator** and *f* has one argument.

Informative text

The first two conditions express the uniqueness and signature requirements on operator and bracket aliases:

- An operator feature *plus alias* "*§*" can be either unary (called as *§ a*) or binary (called as *a § b*), and so must take either zero or one argument. Two features may indeed share the same alias— like *identity alias* "+" and *plus alias* "+", respectively unary and binary addition in class *INTEGER* and others from the Kernel Library — as long as they have different identifiers (here *identity* and *plus*) and different signatures, one unary and the other binary.
- A bracket feature, of which there may be at most one in a class, will be called under the form *x [a₁, ..., a_n]* with *n* ≥ 1, and so must be a query with at least one argument (and hence a function). Condition 2 tells us that there may be at most one bracket feature per class.

Condition 3 indicates that a **convert** mark, specifying "target conversion" as in *your_integer + your_real*, makes sense only for features with one argument, with an **Operator** which (from condition 1) must be a **Binary**.

*End***8.6 The inheritance relation***Informative text*

Inheritance is one of the most powerful facilities available to software developers. It addresses two key issues of software development, corresponding to the two roles of classes:

- As a **module extension** mechanism, inheritance makes it possible to define new classes from existing ones by adding or adapting features.
- As a **type refinement** mechanism, inheritance supports the definition of new types as specializations of existing ones, and plays a key role in defining the type system.

*End***8.6.1 Syntax: Inheritance parts**

Inheritance \triangleq **Inherit_clause**⁺

Inherit_clause \triangleq **inherit** [**Non_conformance**] **Parent_list**

Non_conformance \triangleq "{" *NONE* "}"

Parent_list \triangleq {**Parent** ";" ...}⁺

Parent \triangleq **Class_type** [**Feature_adaptation**]

Feature_adaptation \triangleq [**Undefine**]

[**Redefine**]

[**Rename**]

[**New_exports**]

[**Select**]

end

Informative text

As with all other uses of semicolons, the semicolon separating successive **Parent** parts is optional. The style guidelines suggest omitting it between clauses that appear (as they should) on successive lines.

*End***8.6.2 Syntax (non-production): Feature adaptation rule**

A **Feature_adaptation** part must include at least one of the optional components.

Informative text

This rule removes a potential syntax ambiguity by implying that the **end** in **class B inherit A end** closes the class; otherwise it could be understood as closing just the **Parent** part.

*End***8.6.3 Definition: Parent part for a type, for a class**

If a **Parent** part *p* of an **Inheritance** part lists a **Class_type** *T*, *p* is said to be a **Parent** part **for** *T*, and also for the base class of *T*.

Informative text

So in **inherit TREE [T]** there is a **Parent** part for the type **TREE [T]** and for its base class **TREE**. For convenience this definition, like those for “parent” and “heir” below, applies to both types and classes.

*End**Informative text*

An important property of the inheritance structure is that every class inherits, directly or indirectly, from a class called **ANY**, of which a version is provided in the Kernel Library as required by the next rule. The semantics of the language depends on the presence of such a class, whether the library version or one that a programmer has provided as a replacement.

*End***8.6.4 Validity: Class ANY rule****Validity code:** **VHCA**

Every system must include a non-generic class called **ANY**.

Informative text

The key property of **ANY** is that it is not only an ancestor of all classes and hence types, but that all types **conform** to it, according to the following principle, which is not a separate validity rule (although for reference it has a code of its own) but a consequence of the definitions and rules below.

*End***8.6.5 Validity: Universal Conformance principle****Validity code:** **VHUC**

Every type conforms to **ANY**.

Informative text

To achieve the Universal Conformance principle, the semantics of the language guarantees that a class that doesn't list any explicit **Parent** is considered to have **ANY** as its parent. This is captured by the following notion: unfolded inheritance part. The above definition of “parent”, and through it the definition of “ancestor”, refer to the unfolded inheritance part of a class rather than its actual **Inheritance** part.

End

8.6.6 Definition: Unfolded inheritance part of a class

Any class **C** has an **unfolded inheritance part** defined as follows:

- 1 If **C** has an **Inheritance** part: that part.
- 2 Otherwise: an **Inheritance** part of the form **inherit ANY**.

8.6.7 Definition: Multiple, single inheritance

A class has **multiple inheritance** if it has an unfolded inheritance part with two or more **Parent** parts. It has **single inheritance** otherwise.

Informative text

What counts for this definition is the number not of parent classes but of **Parent** parts. If two clauses refer to the same parent class, this is still a case of multiple inheritance, known as **repeated inheritance** and studied later on its own. If there is no **Parent** part, the class (as will be seen below) has a de facto parent anyway, the Kernel Library class **ANY**.

The definition refers to the “Unfolded” inheritance part which is usually just the **Inheritance** part but may take into account implicit inheritance from **ANY**, as detailed in the corresponding definition below.

Multiple inheritance is a frequent occurrence in Eiffel development; most of the effective classes in the widely used EiffelBase library of data structures and algorithms, for example, have two or more parents. The widespread view that multiple inheritance is “bad” or “dangerous” is not justified; most of the time, it results from experience with imperfect multiple inheritance mechanisms, or improper uses of inheritance. Well-applied multiple and repeated inheritance is a powerful way to combine abstractions, and a key technique of object-oriented software development.

End

8.6.8 Definition: Inherit, heir, parent

A class **C** **inherits** from a type or class **B** if and only if **C**’s unfolded inheritance part contains a Parent part for **B**.

B is then a **parent** of **C** (“parent type” or “parent class” if there is any ambiguity), and **C** an **heir** (or “heir class”) of **B**. Any type of base class **C** is also an heir of **B** (“heir type” in case of ambiguity).

8.6.9 Definition: Conforming, non-conforming parent

A parent **B** in an **Inheritance** part is **non-conforming** if and only if every Parent part for **B** in the clause appears in an **Inherit_clause** with a **Non_conformance** marker. It is **conforming** otherwise.

8.6.10 Definition: Ancestor types of a type, of a class

The **ancestor types** of a type **CT** of base class **C** include:

- 1 **CT** itself.
- 2 (Recursively) The result of applying **CT**’s generic substitution to the ancestor types of every parent type for **C**.

The ancestor types of a *class* are the ancestor types of its current type.

Informative text

The basic definition covers ancestor types of a *type*; the second part of the definition extends this notion to classes.

Case 1 indicates that a type is its own ancestor.

Case 2, the recursive case, applies the notion of *generic substitution* introduced in the discussion of genericity. The idea is that if we consider the type **C [INTEGER]**, with the class declaration **class C [G] inherit D [G] ...**, the type to include in the ancestors of **C [INTEGER]** as a result of this **Inheritance** part is not **D [G]**, which makes no sense outside of the text of **C**, but **D [INTEGER]**, the result of applying to **D [G]** the

substitution $G \rightarrow \text{INTEGER}$; this is the substitution that yields the type $C[\text{INTEGER}]$ from the class $C[G]$ and is known as the generic substitution of that type.

End

8.6.11 Definition: Ancestor, descendant

Class A is an **ancestor** of class B if and only if A is the base class of an ancestor type of B .

Class B is a **descendant** of class A if and only if A is an ancestor of B .

Informative text

Any class, then, is both one of its own descendants and one of its own ancestors. *Proper* descendants and ancestors exclude these cases.

End

8.6.12 Definition: Proper ancestor, proper descendant

The **proper ancestors** of a class C are its ancestors other than C itself. The **proper descendants** of a class B are its descendants other than B itself.

8.6.13 Validity: Parent rule

Validity code: **VHPR**

The unfolded inheritance part of a class D is valid if and only if it satisfies the following conditions:

- 1 In every Parent part for a class B , B is not a descendant of D .
- 2 No conforming parent is a frozen class.
- 3 If two or more **Parent** parts are for classes which have a common ancestor A , D meets the conditions of the Repeated Inheritance Consistency constraint for A .
- 4 At least one of the **Parent** parts is conforming.
- 5 No two ancestor types of D are different generic derivations of the same class.
- 6 Every **Parent** is generic-creation-ready.

Informative text

Condition 1 ensures that there are no cycles in the inheritance relation.

The purpose of declaring a class as **frozen** (case 2) is to prohibit subtyping. We still permit the *non-conforming* form of inheritance, which permits reuse but not subtyping.

Condition 3 corresponds to the case of repeated inheritance; the Repeated Inheritance Consistency constraint will guarantee that there is no ambiguity on features that D inherits repeatedly from A .

Condition 4 ensures a central property of the type system: the Universal Conformance principle, stating that all types conform to **ANY**. Without this condition, it would be possible for all **Parent** parts of a class to be non-conforming and hence to cause violation of the principle. Note that in the unfolded inheritance part there is always at least one **Parent** part, since the absence of an **Inheritance** part is a shorthand for **inherit ANY**, ensuring that condition 4 holds.

Condition 5 avoids various cases of ambiguity which could arise if we allowed a class C to inherit from both $A[T]$ and $A[U]$ for different T and U . For example, if C redefines a feature f from A , the notation $\text{Precursor}\{A\}$ in the redefinition could refer to either of the parents' generic derivations.

Condition 6 also concerns the case of a generically derived **Parent** $A[T]$; requiring it to be "generic-creation-ready" guarantees that creation operations on D or its descendants will function properly if they need to create objects of type T .

End

8.6.14 Syntax: Rename clauses

Rename \triangleq **rename** **Rename_list**

Rename_list \triangleq {**Rename_pair** " , " ...}⁺

Rename_pair \triangleq **Feature_name** as **Extended_feature_name**

Informative text

The first component of a **Rename_pair** is just a **Feature_name**, the identifier for the feature; the second part is a full **Extended_feature_name**, which may include an **alias** clause. Indeed:

- To identify the feature you are renaming, its **Feature_name** suffices.
- At the same time you are renaming the feature, you may give it a new operator or bracket alias, or remove the alias if it had one.

Forms of feature adaptation other than renaming, in particular effecting and redefinition, do not affect the **Alias**, if any, associated with a **Feature_name**.

End

8.6.15 Validity: Rename Clause rule

Validity code: **VHRC**

A **Rename_pair** of the form *old_name as new_name*, appearing in the **Rename** subclause of the **Parent** part for *B* in a class *C*, is valid if and only if it satisfies the following conditions:

- 1 *old_name* is the final name of a feature *f* of *B*.
- 2 *old_name* does not appear as the first element of any other **Rename_pair** in the same **Rename** subclause.
- 3 *new_name* satisfies the Feature Name rule for *C*.
- 4 The **Alias** of *new_name*, if present, is alias-valid for the version of *f* in *C*.

Informative text

In condition 4, the “alias-valid” condition captures the signature properties allowing a query to have an operator or bracket aliases. It was enforced when we wanted to give a feature an alias in the first place and, naturally, we encounter it again when we give it an alias through renaming.

End

8.6.16 Semantics: Renaming principle

Renaming does not affect the semantics of an inherited feature.

Informative text

The “positive” semantics of renaming (as opposed to the negative observation captured by this principle) follows from the definition of *final name* and *extended final name* of a feature below.

End

8.6.17 Definition: Final name, extended final name, final name set

Every feature *f* of a class *C* has an **extended final name** in *C*, an **Extended_feature_name**, and a **final name**, a **Feature_name**, defined as follows:

- 1 The final name is the identifier of the extended final name.
- 2 If *f* is immediate in *C*, its extended final name is the **Extended_feature_name** under which *C* declares it.
- 3 If *f* is inherited, *f* is obtained from a feature of a parent *B* of *C*. Let *extended_parent_name* be (recursively) the extended final name of that feature in *B*, and *parent_name* its final name of *f* in *B*. Then the extended final name of *f* in *C* is:
 - If the **Parent** part for *B* in *C* contains a **Rename_pair** of the form *rename parent_name as new_name: new_name*.
 - Otherwise: *extended_parent_name*.

The final names of all the features of a class constitute the **final name set** of a class.

Informative text

Since an inherited feature may be obtained from two or more parent features, case 3 only makes sense if they are all inherited under the same name. This will follow from the final definition of “inherited feature” in the discussion of repeated inheritance.

The extended final name is an **Extended_feature_name**, possibly including an **Alias** part; the final name is its identifier only, a **Feature_name**, without the alias. The recursive definition defines the two together.

*End***8.6.18 Definition: Inherited name**

The **inherited name** of a feature obtained from a feature *f* of a parent *B* is the final name of *f* in *B*.

Informative text

In the rest of the language description, references to the “name” of a feature, if not further qualified, always denote the final name.

*End***8.6.19 Definition: Declaration for a feature**

A **Feature_declaration** in a class *C*, listing a **Feature_name** *fn*, is a **declaration for** a feature *f* if and only if *fn* is the final name of *f* in *C*.

Informative text

Although it may seem almost tautological, we need this definition so that we can talk about a declaration “for” a feature *f* whether *f* is immediate — in which case *fn* is just the name given in its declaration — or inherited, with possible renaming. This will be useful in particular when we look at a *redeclaration*, which overrides a version inherited from a parent.

*End***8.7 Clients and exports***Informative text*

Along with inheritance, the client relation is one of the basic mechanisms for structuring software.

In broad terms, a class *C* is a client of a type *S* — which is then a *supplier* of *C* — when it can manipulate objects of type *S* and apply *S*’s features to them.

The simplest and most common way is for *C* to contain the declaration of an entity of type *S*.

Variants of the relation introduce similar dependencies through other mechanisms, in particular generic parameters.

Although the original definitions introduce “client” in its various forms as a relation between a class and a type, we’ll immediately extend it, by considering *S*’s base class, to a relation between classes.

It is useful to distinguish between several variants of the client relation: simple client, expanded client and generic client relations. Each is studied below. The more general notion of client is the union of these cases, according to the following definition.

*End***8.7.1 Definition: Client relation between classes and types**

A class *C* is a **client** of a type *S* if some ancestor of *C* is a simple client, an expanded client or a generic client of *S*.

Informative text

Recall that the ancestors of *C* include *C* itself. The definition involves all of *C*'s ancestors to include dependencies caused by inherited features along with those due to the immediate features of *C*. Assume that an inherited routine *r* of *C* uses a local variable *x* of type *S*; this means that *C* may depend on *S* even if the text of *C* does not mention *S*. (If *C* redefines *r*, the definition may then needlessly make *C* a client of *S*, but this has no harmful consequences.)

8.7.2 Definition: Client relation between classes

A class *C* is a **client of a class** *B* if and only if *C* is a client of a type whose base class is *B*.

The same convention applies to the simple client, expanded client and generic client relations.

8.7.3 Definition: Supplier

A type or class *S* is a **supplier** of a class *C* if *C* is a client of *S*, with corresponding variants: simple, expanded, generic, indirect.

8.7.4 Definition: Simple client

A class *C* is a **simple client** of a type *S* if, in *C*, *S* is the type of some entity or expression or the **Explicit creation type** of a **Creation instruction**, or is one of the **Constraining types** of a formal generic parameter of *C*, or is involved in the **Type** of a **Non object call** or of a **Manifest type**.

Informative text

The constructs listed reflect the various ways in which a class may, by listing a type *S* in its text, enable itself to use features of *S* on targets of type *S*.

No constraint restricts how the classes of a system may be simple clients of one another. In particular, cycles are permitted: a class may be its own simple client, both directly according to this definition and indirectly.

*End***8.7.5 Definition: Expanded client**

A class *C* is an **expanded client** of a type *S* if *S* is an expanded type and some attribute of *C* is of type *S*.

8.7.6 Definition: Generic client, generic supplier

A class *C* is a **generic client** of a type *S* if for some generically derived type *T* of the form *B* [..., *S*, ...] one of the following holds:

- 1 *C* is a client of *T*.
- 2 *T* is a parent type of an ancestor of *C*.

Informative text

Case 1 captures for example the use in *C* of an entity of type *B* [*S*] (with *B* having just one generic parameter). Case 2 covers *C* inheriting directly or indirectly (remember that *C* is one of its own ancestors) from *B* [*S*].

*End***8.7.7 Definition: Indirect client**

A class *A* is an **indirect client** of a type *S* of base class *B* if there is a sequence of classes $C_1 = A, C_2, \dots, C_n = B$ such that $n > 2$ and every C_i is a client of C_{i+1} for $1 \leq i < n$.

The indirect forms of the simple client, expanded client and generic client relations are defined similarly.

8.7.8 Definition: Client set of a Clients part

The **client set** of a **Clients** part is the set of descendants of every class of the universe whose name it lists.

By convention, the client set of an absent **Clients** part includes all classes of the system.

Informative text

The descendants of a class include the class itself. The “convention” of this definition simplifies the following definitions in the case of no **Clients** part, which should be treated as if there were a **Clients** part listing just *ANY*, ancestor of all classes.

No *validity rule* prevents listing in a **Clients** part a name *n* that does not denote a class of the universe. In this case — explicitly permitted by the phrasing of the definition — *n* does not denote any class and hence has no descendants; it does not contribute to the client set.

This important convention is in line with the reuse focus of Eiffel and its application to component-based development. You may develop a class *C* in a certain system, where it lists some class *S* in a **Clients** part, to give *S* access to some of its features; then you reuse *C* in another system that does not include *S*. You should not have to change *C* since no bad consequence can result from listing a class not present in the system, as long as *C* does not itself use *S* as its supplier or ancestor.

Even in a single system, this policy means that you can remove *S* — if you find it is no longer needed — without causing compilation errors in the classes that list it in their **Clients** parts. With a stricter rule, you would have to remove *S* from every such **Clients** part. But then if you later change your mind — as part of the normal hesitations of an incremental design process — you would have to put it back in each of these places. This process is tedious, and it wouldn't take many iterations until programmers start making many features public just in case — hardly an improvement for information hiding, the purpose of all this.

*End***8.7.9 Syntax: Clients**

Clients \triangleq "{" **Class_list** "}"

Class_list \triangleq {**Class_name** ", " ...}⁺

Informative text

There is **no validity constraint** on **Clients** part. In particular, it is valid for a **Clients** part both:

- To list a class that does not belong to the universe.
- To list a class twice.

*End***8.7.10 Syntax: Export adaptation**

New_exports \triangleq **export** **New_export_list**

New_export_list \triangleq {**New_export_item** "; " ...}⁺

New_export_item \triangleq **Clients** [**Header_comment**] **Feature_set**

Feature_set \triangleq **Feature_list** | **all**

Feature_list \triangleq {**Feature_name** ", " ...}⁺

8.7.11 Validity: Export List rule**Validity code: *VLEL***

A **New_exports** clause appearing in class *C* in a Parent part for a parent *B*, of the form

```
export
  {class_list1} feature_set1
  ...
  {class_listn} feature_setn
```

is valid if and only if for every *feature_set*_{*i*} (for *i* in the interval 1..*n*) that is a **Feature_list** (rather than **all**):

- 1 Every element of the list is the final name of a feature of *C* inherited from *B*.
- 2 No feature name appears more than once in any such list.

Informative text

To obtain the export status of a feature, we need to look at the **Feature_clause** that introduces it if it is immediate, at the applicable **New_exports** clause, if any, if it is inherited, and at the **Feature_clause** containing its redeclaration if it is inherited and redeclared. In a **New_exports**, the keyword **all** means that the chosen status will apply to all the features inherited from the given parent.

The following definitions and rules express these properties. They start by extending the notion of “client set” from entire **Clients** parts to individual features.

*End***8.7.12 Definition: Client set of a feature**

The **client set** of a feature *f* of a class *C*, of final name *fname*, includes the following classes (for all cases that match):

- 1 If *f* is introduced or redeclared in *C*: the client set of the **Feature_clause** of the declaration for *f* in *C*.
- 2 If *f* is inherited: the union of the client sets (recursively) of all its precursors from conforming parents.
- 3 If the **Feature_set** of one or more **New_exports** clauses of *C* includes *fname* or **all**, the union of the client sets of their **Clients** parts.

Informative text

This definition is the principal rule for determining the export status of a feature. It has two important properties:

- The different cases are cumulative rather than exclusive. For example a “redeclared” feature (case 1) is also “inherited” (case 2) and the applicable **Parent** part may have a **New_exports** (case 3).
- As a result of case 2, **the client set can never diminish under conforming inheritance**: features can win new clients, but never lose one. This is necessary under polymorphism and dynamic binding to avoid certain type of “catcalls” leading to run-time crashes.

*End***8.7.13 Definition: Available for call, available**

A feature *f* is **available for call**, or just **available** for short, to a class *C* or to a type based on *C*, if and only if *C* belongs to the client set of *f*.

Informative text

In line with others in the present discussion, the definition of “available for call” introduces a notion about *classes* and immediately generalizes it to *types* based on those classes.

The key validity constraint on calls, export validity, will express that a call *a.f(...)* can only be valid if *f* is available to the type of *a*.

There is also a notion of “available for creation”, governing whether a **Creation_call** **create** *a.f(...)* is valid. “Available” without further qualification means “available for call”.

There are three degrees of availability, as given by the following definition.

*End***8.7.14 Definition: Exported, selectively available, secret**

The export status of a feature of a class is one of the following:

- 1 The feature may be available to all classes. It is said to be **exported**, or **generally available**.
- 2 The feature may be available to specific classes (other than **NONE** and **ANY**) only. In that case it is also available to the descendants of all these classes. Such a feature is said to be **selectively available** to the given classes and their descendants.
- 3 Otherwise the feature is available only to **NONE**. It is then said to be **secret**.

Informative text

This is the fundamental terminology for information hiding, which determines when it is possible to call a feature through a *qualified call* *x.f*. As special cases:

- A feature introduced by **feature** {*NONE*} (case 3) is available to no useful classes.
- A feature introduced by **feature** {*ANY*}, or just **feature**, is available to all classes and so will be considered to fall under case 1.
- A feature introduced by **feature** {*A, B, C*}, where none of {*A, B, C*} is *ANY*, falls under case 2.

A feature available to a class is also available to all the proper descendants of that class. As a consequence, selective export does not restrict reuse as much as it may seem at first: while the features will only be available to certain classes, these may be classes written much later, as long as they are descendants of one of the listed **Clients**.

*End***8.7.15 Definition: Secret, public property**

A property of a class text is **secret** if and only if it involves any of the following, describing information on which client classes cannot rely to establish their correctness:

- 1 Any feature that is not available to the given client, unless this is overridden by the next case.
- 2 Any feature that is not available for creation to the given client, unless this is overridden by the previous case.
- 3 The body and rescue clause of any feature, except for the information that the feature is external or **Once** and, in the last case, its once keys if any.
- 4 For a query without formal arguments, whether it is implemented as an attribute or a function, except for the information that it is a constant attribute.
- 5 Any **Assertion_clause** that (recursively) includes secret information.
- 6 Any parent part for a non-conforming parent (and as a consequence the very presence of that parent).
- 7 The information that a feature is frozen.

Any property of a class text that is not secret is **public**.

Informative text

Software developers must be able to use a class as supplier on the basis of public information only.

A feature may be available for call, or for creation, or both (cases 1 and 2). If either of these properties applies, the affected clients must know about the feature, even if they can use it in only one of these two ways.

Whether a feature is external (case 3) or constant (case 4) determines whether it is possible to use it in a **Non_object_call** and hence is public information.

*End***8.7.16 Definition: Incremental contract view, short form**

The **incremental contract view** of a class, also called its **short form**, is a text with the same structure as the class but retaining only public properties.

Informative text

Eiffel environments usually provide tools that automatically produce the incremental contract view of a class from the class text. This provides the principal form of software documentation: abstract yet precise, and extracted from the program text rather than written and maintained separately.

The definition specifies the information that the incremental contract view must retain, but not its exact display format, which typically will be close to Eiffel syntax.

End

8.7.17 Definition: Contract view, flat-short form

The **contract view** of a class, also called its **flat-short form**, is a text following the same conventions as the incremental contract view form but extended to include information about inherited as well as immediate features, the resulting combined preconditions and postconditions and the unfolded form of the class invariant including inherited clauses.

Informative text

The contract view is the full interface information about a class, including everything that clients need to know (but no more) to use it properly. The “combined forms” of preconditions and postconditions take into account parents’ versions as possibly modified by **require else** and **ensure then** clauses, and hence describing features’ contracts as they must appear to the clients. The “unfolded form” of the class invariant includes clauses from parents. In all these, of course, we still eliminate any clause that includes secret information, as with the incremental contract view.

The contract view is the principal means of documenting Eiffel software, in particular libraries of reusable components. It provides the right mix of abstraction, clarity and precision, and excludes implementation-dependent properties. Being produced automatically by software tools from the actual text, it does not require extra effort on the part of software developers, and stands a much better chance to remain accurate when the software changes.

End

8.8 Routines

Informative text

Routines describe computations.

Syntactically, routines are one of the two kinds of feature of a class; the other kind is attributes, which describe data fields associated with instances of the class. Since every Eiffel operation applies to a specific object, a routine of a class describes a computation applicable to instances of that class. When applied to an instance, a routine may query or update some or all fields of the instance, corresponding to attributes of the class.

A routine is either a procedure, which does not return a result, or a function, which does. A routine may further be declared as **deferred**, meaning that the class introducing it only gives its specification, leaving it for descendants to provide implementations. A routine that is not deferred is said to be **effective**.

An effective routine has a **body**, which describes the computation to be performed by the routine. A body is a **Compound**, or sequence of instructions; each instruction is a step of the computation.

The present discussion explores the structure of routine declarations, ending with the list of possible various forms of instructions.

End

8.8.1 Definition: Formal argument, actual argument

Entities declared in a routine to represent information passed by callers are the routine’s **formal arguments**.

The corresponding expressions in a particular call to the routine are the call’s **actual arguments**.

Informative text

Rules on **Call** require the number of actual arguments to be the same as the number of formal arguments, and the type of each actual argument to be compatible with (conform or convert to) the type of the formal argument at the same position in the list.

A note on terminology: Eiffel always uses the term **argument** to refer to the arguments of a routine. The word “parameter” is never used in this context, because it could create confusion with the types that can parameterize *classes*, called **generic parameters**.

*End***8.8.2 Syntax: Formal argument and entity declarations**

Formal_arguments \triangleq "(" **Entity_declaration_list** ")"

Entity_declaration_list \triangleq {**Entity_declaration_group** ";" ...}⁺

Entity_declaration_group \triangleq **Identifier_list** **Type_mark**

Identifier_list \triangleq {**Identifier** "," ...}⁺

Informative text

As with other semicolons, those separating an **Entity_declaration_group** from the next are optional. The style guidelines suggest including them for successive declarations on a line, as with short formal argument lists, but omitting them between successive lines, as with local variable declarations (also covered by **Entity_declaration_group**).

*End***8.8.3 Validity: Formal Argument rule****Validity code: VRFA**

Let *fa* be the **Formal_arguments** part of a routine *r* in a class *C*. Let *formals* be the concatenation of every **Identifier_list** of every **Entity_declaration_group** in *fa*. Then *fa* is valid if and only if no **Identifier** *e* appearing in *formals* is the final name of a feature of *C*.

Informative text

Another rule, given later, applies the same conditions to names of local variables. Permitting a formal argument or local variable to bear the same name as a feature could only cause confusion (even if we had a scoping rule removing any ambiguity by specifying that the local name overrides the feature name) and serves no useful purpose.

*End***8.8.4 Validity: Entity Declaration rule****Validity code: VRED**

Let *el* be an **Entity_declaration_list**. Let *identifiers* be the concatenation of every **Identifier_list** of every **Entity_declaration_group** in *el*. Then *el* is valid if and only if no **Identifier** appears more than once in the list *identifiers*.

8.8.5 Syntax: Routine bodies

Deferred \triangleq **deferred**

Effective_routine \triangleq **Internal** | **External**

Internal \triangleq **Routine_mark** **Compound**

Routine_mark \triangleq **do** | **Once**

Once \triangleq **once** ["(" **Key_list** ")"]

Key_list \triangleq {**Manifest_string** "," ...}⁺

8.8.6 Definition: Once routine, once procedure, once function

A **once routine** is an **Internal** routine *r* with a **Routine_mark** of the **Once** form.

If *r* is a procedure it is also a **once procedure**; if *r* is a function, it is also a **once function**.

8.8.7 Syntax: Local variable declarations

Local_declarations \triangleq **local** [**Entity_declaration_list**]

8.8.8 Validity: Local Variable rule

Validity code: **VRLV**

Let *ld* be the **Local_declarations** part of a routine *r* in a class *C*. Let *locals* be the concatenation of every **Identifier_list** of every **Entity_declaration_group** in *ld*. Then *ld* is valid if and only if every **Identifier** *e* in *locals* satisfies the following conditions:

- 1 No feature of *C* has *e* as its final name.
- 2 No formal argument of *r* has *e* as its **Identifier**.

Informative text

Most of the rules governing the validity and semantics of declared local variables also apply to a special predefined entity: **Result**, which may only appear in a function or attribute, and denotes the value to be returned by the function. The following definition of “local variable” reflects this similarity.

End

8.8.9 Definition: Local variable

The local variables of a routine include all entities declared in its **Local_declarations** part, if any, and, if it is a query, the predefined entity **Result**.

Informative text

Result can appear not only in the **Compound**, **Postcondition** or **Rescue** of a function or variable attribute but also in the optional **Postcondition** of a constant attribute, where it denotes the value of the attribute and allows stating abstract properties of that value, for example after a redefinition. In this case execution cannot change that value, but for simplicity we continue to call **Result** a local “variable” anyway.

End

8.8.10 Syntax: Instructions

Compound \triangleq {**Instruction** "; " ...}*

Instruction \triangleq **Creation_instruction** | **Call** | **Assignment** | **Assigner_call** | **Conditional** | **Multi_branch** | **Loop** | **Debug** | **Precursor** | **Check** | **Retry**

Informative text

A **Compound** is a possibly empty list of instructions, to be executed in the order given. In the various parts of control structures, such as the branches of a **Conditional** or the body of a **Loop**, the syntax never specifies **Instruction** but always **Compound**, so that you can include zero, one or more instructions.

A **Creation_instruction** creates a new object, initializes its fields to default values, calls on it one of the creation procedures of the class (if any), and attaches the object to an entity.

Call executes a routine. For the **Call** to yield an instruction, the routine must be a procedure.

Assignment changes the value attached to a variable.

An **Assigner_call** is a procedure call written with an assignment-like syntax, as in *x.a := b*, but with the semantics of a call, as just a notational abbreviation for *x.set_a(b)* where the declaration of *a* specifies an assigner command *set_a*.

Conditional, **Multi_branch**, **Loop** and **Compound** describe control structures, made out of instructions; to execute a control structure is to execute some or all of its constituent instructions, according to a schedule specified by the control structure.

Debug, which may also be considered a control structure, is used for instructions that should only be part of the system when you enable the *debug* compilation option.

Precursor enables you, in redefining a routine, to rely on its original implementation.

Check is used to express that certain assertions must hold at certain moments during run time.

Retry is used in conjunction with the exception handling mechanism.

End

8.9 Correctness and contracts

Informative text

Eiffel software texts — classes and their routines — may be equipped with elements of formal specification, called **assertions**, expressing correctness conditions.

Assertions play several roles: they help in the production of correct and robust software, yield high-level documentation, provide debugging support, allow effective software testing, and serve as a basis for exception handling. With advances in formal methods technology, they open the way to proofs of software correctness.

Assertions are at the basis of the **Design by Contract** method of Eiffel software construction.

End

8.9.1 Syntax: Assertions

Precondition \triangleq **require** [**else**] **Assertion**

Postcondition \triangleq **ensure** [**then**] **Assertion** [**Only**]

Invariant \triangleq **invariant** **Assertion**

Assertion \triangleq {**Assertion_clause** ";" ...}*

Assertion_clause \triangleq [**Tag_mark**] **Unlabeled_assertion_clause**

Unlabeled_assertion_clause \triangleq **Boolean_expression** | **Comment**

Tag_mark \triangleq **Tag** ":"

Tag \triangleq **Identifier**

8.9.2 Syntax (non-production): Assertion Syntax rule

An **Assertion** without a **Tag_mark** may not begin with any of the following:

- 1 An opening parenthesis "(".
- 2 An opening bracket "[".
- 3 A non-keyword **Unary** operator that is also **Binary**.

Informative text

This rule participates in the achievement of the general Semicolon Optionality rule. Without it, after an **Assertion_clause** starting for example with the **Identifier** *a*, and continuing (case 2) with [*x*] it is not immediately obvious whether this is the continuation of the same clause, using *a* [*x*] as the application of a bracket feature to *a*, or a new clause that starts by mentioning the **Manifest_tuple** [*x*]. From the context, the validity rules will exclude one of these possibilities, but a language processing tool should be able to parse an Eiffel text without recourse to non-syntactic information. A similar issue arises with an opening parenthesis (case 1) and also (case 3) if what follows *a* is *-b*, which could express a subtraction from *a* in the same clause, or start a new clause about the negated value of *b*. The Assertion Syntax rule avoids this.

The rule does significantly restrict expressiveness, since violations are rare and will be flagged clearly in reference to the rule, and it is recommended practice anyway to use a **Tag_mark**, which removes any ambiguity.

End

8.9.3 Definition: Precondition, postcondition, invariant

The **precondition** and **postcondition** of a feature, or the **invariant** of a class, is the **Assertion** of, respectively, the corresponding **Precondition**, **Postcondition** or **Invariant** clause if present and non-empty, and otherwise the assertion **True**.

Informative text

So in these three contexts we consider any absent or empty assertion clause as the assertion **True**, satisfied by every state of the computation. Then we can talk, under any circumstance, of “the precondition of a feature” and “the invariant of a class” even if the clauses do not appear explicitly.

End

8.9.4 Definition: Contract, subcontract

Let *pre* and *post* be the precondition and postcondition of a feature *f*. The **contract** of *f* is the pair of assertions [*pre*, *post*].

A contract [*pre'*, *post'*] is said to be a **subcontract** of [*pre*, *post*] if and only if *pre* implies *pre'* and *post'* implies *post*.

8.9.5 Validity: Precondition Export rule

Validity code: **VAPE**

A **Precondition** of a feature *r* of a class *S* is valid if and only if every feature *f* appearing in every **Assertion_clause** of its unfolded form *u* satisfies the following two conditions for every class *C* to which *r* is available:

- 1 If *f* appears as feature of a call in *u* or any of its subexpressions, *f* is available to *C*.
- 2 If *u* or any of its subexpressions uses *f* as creation procedure of a **Creation_expression**, *f* is available for creation to *C*.

Informative text

If (condition 1) *r* were available to a class *B* but its precondition involved a feature *f* not available to *B*, *r* would be imposing to *B* a condition that *B* would not be able to check for itself; this would amount to a secret clause in the contract, preventing the designer of *B* from guaranteeing the correctness of calls.

The rule applies to the *unfolded form* of a precondition, which will be defined as the fully reconstructed assertion, including conditions defined by ancestor versions of a feature in addition to those explicitly mentioned in a redeclared version.

The unfolded form (by relying on the “Equivalent Dot Form” of the expressions involved) treats all operators as denoting features; for example an occurrence of *a > b* in an assertion yields *a.greater(b)* in the unfolded form, where *greater* is the name of a feature of alias “>”. The Precondition Export rule then requires, if the occurrence is in a **Precondition**, that this feature be available to any classes to which the enclosing feature is available.

Condition 2 places the same obligation on any feature *f* used in a creation expression *create a.f(...)* appearing in the precondition (a rare but possible case). The requirement in this case is “available for creation”.

End

8.9.6 Definition: Availability of an assertion clause

An **Assertion_clause** *a* of a routine **Precondition** or **Postcondition** is **available** to a class *B* if and only if all the features involved in the Equivalent Dot Form of *a* are available to *B*.

Informative text

This notion is necessary to define interface forms of a class adapted to individual clients, such as the incremental contract view (“short form”).

*End***8.9.7 Syntax: “Old” postcondition expressions**

Old \triangleq **old Expression**

8.9.8 Validity: Old Expression rule**Validity code: VAOX**

An **Old** expression *oe* of the form **old e** is valid if and only if it satisfies the following conditions:

- 1 It appears in a **Postcondition** part *post* of a feature.
- 2 It does not involve **Result**.
- 3 Replacing *oe* by *e* in *post* yields a valid **Postcondition**.

Informative text

Result is otherwise permitted in postconditions, but condition 2 rules it out since its value is meaningless on entry to the routine. Condition 3 simply states that **old e** is valid in a postcondition if *e* itself is. The expression *e* may not, for example, involve any local variables (although it might include **Result** were it not for condition 2), but may refer to features of the class and formal arguments of the routine.

*End***8.9.9 Semantics: Old Expression Semantics, associated variable, associated exception marker**

The effect of including an **Old** expression *oe* in a **Postcondition** of an effective feature *f* is equivalent to replacing the semantics of its **Feature_body** by the effect of a call to a fictitious routine possessing a local variable *av*, called the **associated variable** of *oe*, and semantics defined by the following succession of steps:

- 1 Evaluate *oe*.
- 2 If this evaluation triggers an exception, record this event in an **associated exception marker** for *oe*.
- 3 Otherwise, assign the value of *oe* to *av*.
- 4 Proceed with the original semantics.

Informative text

The recourse to a fictitious variable and fictitious operations is in the style of “unfolded forms” used throughout the language description. The reason for these techniques is the somewhat peculiar nature of the **Old** expression, used at postcondition evaluation time, but pre-computed (if assertion monitoring is on for postconditions) on entry to the feature.

The matter of exceptions is particularly delicate and justifies the use of “associated exception markers”. If an **Old** expression’s evaluation triggers an exception, the time of that exception — feature entry — is not the right moment to start handling the exception, because the postcondition might not need the value. For example, a postcondition clause could read

$((x \neq 0) \text{ and } (\text{old } x \neq 0)) \text{ implies } (((1 / x) + (1 / (\text{old } x)))) = y)$

If *x* is 0 on entry, **old x** \neq 0 will be false on exit and hence the postcondition will hold. But there is no way to know this when evaluating the various **Old** expressions, such as $1 / \text{old } x$ on entry. We must evaluate this expression anyway, to be prepared for all possible cases. If *x* is zero, this may cause an arithmetic overflow and trigger an exception. This exception should not be processed immediately; instead it should be remembered — hence the associated exception marker — and triggered only if the evaluation of the *postcondition*, on routine exit, attempts to evaluate the associated variable; hence the following rule.

The “associated variable” is defined only for effective features, since a deferred feature has no **Feature_body**. If an **Old** expression appears in the postcondition of a deferred feature, the rule will apply to effectings in descendants through the “unfolded form” of the postconditions, which includes inherited clauses. Like any variable, the associated variable *av* of an **Old** expression raises a potential initialization problem; but we need not require its type to be self-initializing since the above rule implies that *ov* appears in a Certified Attachment Pattern that assigns it a value (the value of *oe*) prior to use.

End

8.9.10 Semantics: Associated Variable Semantics

As part of the evaluation of a postcondition clause, the evaluation of the associated variable of an **Old** expression:

- 1 Triggers an exception of type **OLD_EXCEPTION** if an associated exception marker has been recorded.
- 2 Otherwise, yields the value to which the variable has been set.

8.9.11 Syntax: “Only” postcondition clauses

Only \triangleq **only** [**Feature_list**]

Informative text

The syntax of assertions indicates that an **Only** clause may only appear in a **Postcondition** of a feature, as its last clause.

Those other postcondition clauses let you specify how a feature *may* change specific properties of the target object, as expressed by queries. You may also want — this is called the **frame problem** — to restrict the scope of features by specifying which properties it *may not* change. You can always do this through postcondition clauses **q = old q**, one for each applicable query *q*. This is inconvenient, not only because there may be many such *q* to list but also, worse, because it forces you to list them all even though evolution of the software may bring in some new queries, which will not be listed. Inheritance makes matters even more delicate since such “frame” requirements of parents should be passed on to heirs.

An **Only** clause addresses the issue by enabling you to list which queries a feature may affect, with the implication that:

- Any query *not* listed is left unchanged by the feature.
- The constraints apply not only to the given version of the feature but also, as enforced by the following rules, to any redeclarations in descendants (specifically, to their effect on the queries of the original class).

The syntax allows omitting the **Feature_list**; this is how you can specify that the routine must leave *all* queries unchanged (it is then known as a “*pure*” routine).

End

8.9.12 Validity: Only Clause rule

Validity code: **VAON**

An **Only** clause appearing in a **Postcondition** of a feature of a class *C* is valid if and only if every **Feature_name** *qn* appearing its **Feature_list** if any satisfies the following conditions:

- 1 There is no other occurrence of *qn* in that **Feature_list**.
- 2 *qn* is the final name of a query *q* of *C*, with no arguments.
- 3 If *C* redeclares *f* from a parent *B*, *q* is not a feature of *B*.

Informative text

Another condition, following from the syntax, is that an **Only** clause appears at the last element of a **Postcondition**; in particular, you may not include more than one **Only** clause in a postcondition.

*End***8.9.13 Definition: Unfolded feature list of an Only clause**

The **unfolded feature list** of an **Only** clause appearing in a **Postcondition** of a feature *f* in a class *C* is the **Feature_list** containing:

- 1 All the feature names appearing in its **Feature_list** if any.
- 2 If *f* is the redeclaration of one or more features, the final names in *C* of all the features whose names appear (recursively) in their unfolded Only clauses.

Informative text

For an immediate feature (a feature introduced in *C*, not a redeclaration), the purpose of an **Only** clause of the form

only *q, r, s*

is to state that *f* may only change the values of queries *q, r, s*.

In the case of a redeclaration, previous versions may have had their own **Only** clauses. Then:

- If there was already an **Only** clause in an ancestor *A*, the features listed, here *q, r* and *s*, must be new features, not present in *A*. Otherwise specifying **only** *q, r, s* would either contradict the **Only** clause of *A* if it did not include these features (thus ruling out any modification to them in any descendant), or be redundant with it if it listed any one of them.
- The meaning of the **Only** clause is that *f* may only change *q, r* and *s* *in addition* to inherited queries that earlier **Only** clauses allowed it to change.

Note that this definition is mutually recursive with the next one.

*End***8.9.14 Definition: Unfolded Only clause**

The **unfolded Only clause** of a feature *f* of a class *C* is a sequence of **Assertion_clause** components of the following form, one for every argument-less query *q* of *C* that does not appear in the unfolded feature list of the **Only** clause of its **Postcondition** if any:

q = (old *q*)

Informative text

This will make it possible to express the semantics of an **Only** clause through a sequence of assertion clauses stating that the feature may change the value of no queries except those explicitly listed.

Note the use of the equal sign: for a query *q* returning a reference, the **Only** clause states (by *not* including *q*) that after the feature's execution the reference will be attached to the same object as before. That object might, internally, have changed. You can still rule out such changes by listing in the **Only** clause other queries reflecting properties of the object's *contents*.

*End***8.9.15 Definition: Hoare triple notation (total correctness)**

In definitions of correctness notions for Eiffel constructs, the notation $\{P\} A \{Q\}$ (a mathematical convention, not a part of Eiffel) expresses that any execution of the **Instruction** or **Compound** *A* started in a state of the computation satisfying the assertion *P* will terminate in a state satisfying the assertion *Q*.

8.9.16 Semantics: Class consistency

A class *C* is **consistent** if and only if it satisfies the following conditions:

- 1 For every creation procedure p of C :
 $\{pre_p\} do_p \{INV_C \text{ and then } post_p\}$
- 2 For every feature f of C exported generally or selectively:
 $\{INV_C \text{ and then } pre_f\} do_f \{INV_C \text{ and then } post_f\}$

where INV_C is the invariant of C and, for any feature f , pre_f is the unfolded form of the precondition of f , $post_f$ the unfolded form of its postcondition, and do_f its body.

Informative text

Class consistency is one of the most important aspects of the *correctness* of a class: adequation of routine implementations to the specification. The other aspects of correctness, studied below, involve **Check** instructions, **Loop** instructions and **Rescue** clauses.

End

8.9.17 Syntax: Check instructions

Check \triangleq **check Assertion** [Notes] **end**

Informative text

The **Notes** part is intended for expressing a formal or informal justification of the assumption behind the property being asserted.

End

8.9.18 Definition: Check-correct

An effective routine r is **check-correct** if, for every **Check** instruction c in r , any execution of c (as part of an execution of r) satisfies its **Assertion**.

8.9.19 Syntax: Variants

Variant \triangleq **variant** [Tag_mark] **Expression**

8.9.20 Validity: Variant Expression rule

Validity code: **VAVE**

A **Variant** is valid if and only if its variant expression is of type **INTEGER** or one of its sized variants.

8.9.21 Definition: Loop invariant and variant

The **Assertion** introduced by the **Invariant** clause of a loop is called its **loop invariant**. The **Expression** introduced by the **Variant** clause is called its **loop variant**.

8.9.22 Definition: Loop-correct

A routine is **loop-correct** if every loop it contains, with loop invariant INV , loop variant VAR , **Initialization** $INIT$, **Exit** condition $EXIT$ and body (**Compound** part of the **Loop_body**) $BODY$, satisfies the following conditions:

- 1 $\{\text{True}\} INIT \{INV\}$
- 2 $\{\text{True}\} INIT \{VAR \geq 0\}$
- 3 $\{INV \text{ and then not } EXIT\} BODY \{INV\}$
- 4 $\{INV \text{ and then not } EXIT \text{ and then } (VAR = v)\} BODY \{0 \leq VAR < v\}$

Informative text

Conditions 1 and 2 express that the initialization yields a state in which the invariant is satisfied and the variant is non-negative. Conditions 3 and 4 express that the body, when executed in a state where the invariant is satisfied but not the exit condition, will preserve the invariant and decrease the variant, while

keeping it non-negative. (v is an auxiliary variable used to refer to the value of VAR before $BODY$'s execution.)

End

8.9.23 Definition: Correctness (class)

A class is **correct** if and only if it is consistent and every routine of the class is check-correct, loop-correct and exception-correct.

8.9.24 Definition: Local unfolded form of an assertion

The **local unfolded form** of an assertion a — a **Boolean_expression** — is the Equivalent Dot Form of the expression that would be obtained by applying the following transformations to a in order:

- 1 Replace any **Only** clause by the corresponding unfolded Only clause.
- 2 Replace any **Old** expression by its associated variable.
- 3 Replace any clause of the **Comment** form by **True**.

Informative text

The unfolded form enables you to understand an assertion, possibly with many clauses, as a single boolean expression. The use of **and then** to separate the clauses indicates that you may, in a later clause, use an expression that is defined only if an earlier clause holds (has value true).

This unfolded form is "local" because it does not take into account any inherited assertion clauses. This is the business of the full (non-local) notion of unfolded form of an assertion, introduced in the discussion of redeclaration.

The Equivalent Dot Form of an expression removes all operators and replaces them by explicit call, turning for example $a + b$ into $a.plus(b)$. This puts the result in a simpler form used by later rules.

If an **Only** clause is present, we replace it by its own unfolded form, a sequence of **Assertion_clause** components of the form $q = old\ q$, so that we can treat it like other clauses for the assertion's local unfolded form. Note that this unfolding only takes into account queries explicitly listed in the **Only** clause, but not in any **Only** clause from an ancestor version; inheritance aspects are handled by the normal unfolding of postconditions, applicable after this one according (as noted above) to the general notion of unfolded form of an assertion

The syntax permits a **Comment** as **Unlabeled_assertion_clause**. Such clauses are useful for clarity and documentation but, as reflected by condition 3, cannot have any effect on run-time monitoring.

End

8.9.25 Semantics: Evaluation of an assertion

To **evaluate** an assertion consists of computing the value of its unfolded form.

Informative text

This defines the value of an assertion in terms of the value of a boolean expression, as given by the discussion of expressions.

End

8.9.26 Semantics: Assertion monitoring

The execution of an Eiffel system may evaluate, or **monitor**, specific kinds of assertion, and loop variants, at specific stages:

- 1 Precondition of a routine r : on starting a call to r , after argument evaluation and prior to executing any of the instructions in r 's body.
- 2 Postcondition of a routine r : on successful (not interrupted by an exception) completion of a call to r , after executing any applicable instructions of r .

- 3 Invariant of a class **C**: on both start and termination of a *qualified* call to a routine of **C**.
- 4 Invariant of a loop: after execution of the **Initialization**, and after every execution (if any) of the **Loop_body**.
- 5 Assertion in a **Check** instruction: on any execution of that instruction.
- 6 Variant of a loop: as with the loop invariant.

8.9.27 Semantics: Assertion violation

An **assertion violation** is the occurrence at run time, as a result of assertion monitoring, of any of the following:

- An assertion (in the strict sense of the term) evaluating to false.
- A loop variant found to be negative.
- A loop variant found, after the execution of a **Loop_body**, to be no less than in its previous evaluation.

Informative text

To simplify the discussion these cases are all called “*assertion violations*” even though a variant is not technically an assertion.

End

8.9.28 Semantics: Assertion semantics

In the absence of assertion violations, assertions have no effect on system execution other than through their evaluation as a result of assertion monitoring.

An assertion violation causes an exception of type **ASSERTION_VIOLATION** or one of its descendants.

8.9.29 Semantics: Assertion monitoring levels

An Eiffel implementation must provide facilities to enable or disable assertion monitoring according to some combinations of the following criteria:

- Statically (at compile time) or dynamically (at run time).
- Through control information specified within the Eiffel text or through outside elements such as a user interface or configuration files.
- For specific kinds as listed in the definition of assertion monitoring: routine preconditions, routine postconditions, class invariants, loop invariants, **Check** instructions, loop variants.
- For specific classes, specific clusters, or the entire system.

The following combinations must be supported:

- 1 Statically disable all monitoring for the entire system.
- 2 Statically enable precondition monitoring for an entire system.
- 3 Statically enable precondition monitoring for specified classes.
- 4 Statically enable all assertion monitoring for an entire system.

8.10 Feature adaptation

Informative text

A key attraction of the inheritance mechanism is that it lets you tune inherited features to the context of the new class. This is known as feature adaptation. The present discussion covers the principal mechanisms, leaving to a later one some important complements related to repeated inheritance.

End

8.10.1 Definition: Redeclare, redeclaration

A class **redeclares** an inherited feature if it redefines or effects it.

A declaration for a feature f is a **redeclaration** of f if it is either a redefinition or an effecting of f .

Informative text

This definition relies on two others, appearing below, for the two cases: *redefinition* and *effecting*.

Be sure to distinguish *redeclaration* from *redefinition*, the first of these cases. Redeclaration is the more general notion, redefinition one of its two cases; the other is *effecting*, which provides an implementation for a feature that was deferred in the parent. In both cases, a redeclaration does not introduce a new feature, but simply overrides the parent's version of an inherited feature.

*End***8.10.2 Definition: Unfolded form of an assertion**

The **unfolded form** of an assertion a of local unfolded form ua in a class C is the following **Boolean expression**:

- 1 If a is the invariant of C and C has n parents for some $n \geq 1$: up_1 **and** ... **and** up_n **and then** ua , where up_1, \dots, up_n are (recursively) the unfolded forms of the invariants of these parents, after application of any feature renaming specified by C 's corresponding **Parent** clauses.
- 2 If a is the precondition of a redeclared feature f : the combined precondition for a .
- 3 If a is the postcondition of a redeclared feature f : the combined postcondition for a .
- 4 In all other cases: ua .

Informative text

The unfolded form of an assertion is the form that will define its semantics. It takes into account not only the assertion as written in the class, but also any applicable property inherited from the parent. The "local unfolded form" is the expression deduced from the assertion in the class itself; for an invariant we "and then" it with the "and" of the parents, and for preconditions and postconditions we use "combined forms", defined next, to integrate the effect of **require else** and **ensure then** clauses, to ensure that things will still work as expected in the context of polymorphism and dynamic binding.

The earlier definitions enable us to talk about the "precondition of" and "postcondition of" a feature and the "invariant of" even in the absence of explicit clauses, by using **True** in such cases. This explains in particular why case 1 can mention "the invariants of" the parents of C .

*End***8.10.3 Definition: Assertion extensions**

The **Assertion** of a **Precondition** starting with **require else** is a **precondition extension**.

The **Assertion** of a **Postcondition** starting with **ensure then** is a **postcondition extension**.

Informative text

These are the forms that routines can use to override inherited specifications while remaining compatible with the original contracts for polymorphism and dynamic binding. **require else** makes it possible to weaken a precondition, **ensure then** to strengthen a postcondition, under the exact interpretation explained next.

*End***8.10.4 Definition: Covariance-aware form of an inherited assertion**

The **covariance-aware form** of an inherited assertion a is:

- 1 If the enclosing routine has one or more arguments x_1, \dots, x_n redefined covariantly to types U_1, \dots, U_n : the assertion

$$\{y_1: U_1\} x_1 \text{ and } \dots \text{ and } \{y_n: U_n\} x_n \text{ and then } a'$$
 where y_1, \dots, y_n are fresh names and a' is the result of substituting y_i for each corresponding x_i in a .
- 2 Otherwise: a .

Informative text

A covariant redefinition may make some of the new clauses inapplicable to actual arguments of the old type (leading to “catcalls”). The covariance-aware form avoids this by ignoring the clauses that are not applicable. The rule on covariant redefinition avoids any bad consequences.

End

8.10.5 Definition: Combined precondition, postcondition

Consider a feature f redeclared in a class C . Let f_1, \dots, f_n ($n \geq 1$) be its versions in parents, pre_1, \dots, pre_n the covariance-aware forms of (recursively) the combined preconditions of these versions, and $post_1, \dots, post_n$ the covariance-aware forms of (recursively) their combined postconditions.

Let pre be the precondition extension of f if defined and not empty, otherwise **False**.

Let $post$ be the postcondition extension of f if defined and not empty, otherwise **True**.

The **combined precondition** of f is the **Assertion**

$(pre_1 \text{ or } \dots \text{ or } pre_n) \text{ or else } pre$

The combined postcondition of f is the **Assertion**

$(old\ pre_1 \text{ implies } post_1)$

and ... **and**

$old\ pre_n \text{ implies } post_n)$

and then $post$

Informative text

The informal rule is “perform an *or* of the preconditions and an *and* of the postconditions”. This indeed the definition for “combined precondition”. For “combined postconditions” the informal rule is sufficient in most cases, but occasionally it may be too strong because it requires the old postconditions even in cases that do *not* satisfy the old preconditions, and hence only need the new postcondition. The combined postcondition as defined reflects this property.

End

8.10.6 Definition: Inherited as effective, inherited as deferred

An inherited feature is **inherited as effective** if it has at least one precursor that is an effective feature, and the corresponding **Parent** part does not undefine it.

Otherwise the feature is **inherited as deferred**.

8.10.7 Definition: Effect, effecting

A class **effects** an inherited feature f if and only if it inherits f as deferred and contains a declaration for f that defines an effective feature.

Informative text

Effecting a feature (making it *effective*, hence the terminology) consists of providing an implementation for a feature that was inherited as deferred. No particular clause (such as **redefine**) will appear in the **Inheritance** part: the new implementation will without ado subsume the deferred form inherited from the parent.

End

8.10.8 Definition: Redefine, redefinition

A class **redefines** an inherited feature f if and only if it contains a declaration for f that is not an effecting of f . Such a declaration is then known as a **redefinition** of f

Informative text

Redefining a feature consists of providing a new implementation, specification or both. The applicable **Parent** clause or clauses must specify **redefine** *f* (with *f*'s original name if the new class renames *f*.)

Redefinition must keep the inherited status, deferred or effective, of *f*.

- It cannot turn a deferred feature into an effective one, as this would fall be an effecting.
- It may not turn an effective feature into a deferred one, as there is another mechanism specifically for this purpose, *undefinition*. The Redeclaration rule enforces this property.

As defined earlier, the two cases, effecting and redefinition, are together called *redeclaration*.

*End***8.10.9 Definition: Name clash**

A class has a **name clash** if it inherits two or more features from different parents under the same final name.

Informative text

Since final names include the identifier part only, aliases if any play no role in this definition.

Name clashes would usually render the class invalid. Only three cases may — as detailed by the validity rules — make a name clash permissible:

- At most one of the clashing features is effective.
- The class redefines all the clashing features into a common version.
- The clashing features are really the same feature, inherited without redeclaration from a common ancestor.

*End***8.10.10 Syntax: Precursor**

Precursor \triangleq **Precursor** [**Parent_qualification**] [**Actuals**]

Parent_qualification \triangleq "{" **Class_name** "}"

8.10.11 Definition: Relative unfolded form of a Precursor

In a class *C*, consider a **Precursor** specimen *p* appearing in the redefinition of a routine *r* inherited from a parent class *B*. Its **unfolded form relative to** *B* is an **Unqualified_call** of the form *r'* if *p* has no **Actuals**, or *r'* (*args*) if *p* has actual arguments *args*, where *r'* is a fictitious feature name added, with a **frozen** mark, as synonym for *r* in *B*.

8.10.12 Validity: Precursor ruleValidity code: **VDPR**

A **Precursor** is valid if and only if it satisfies the following conditions:

- 1 It appears in the **Feature_body** of a **Feature_declaration** of a feature *f*.
- 2 If the **Parent_qualification** part is present, its **Class_name** is the name of a parent class *P* of *C*.
- 3 Among the features of *C*'s parents, limited to features of *P* if condition 2 applies, exactly one is an effective feature redefined by *C* into *f*. (The class to which this feature belongs is called the **applicable parent** of the **Precursor**.)
- 4 The unfolded form relative to the applicable parent is, as an **Unqualified_call**, argument-valid.

In addition:

- 1 It is valid as an **Instruction** if and only if *f* is a command, and as an **Expression** if and only if *f* is a query.

Informative text

This constraint also serves, in condition 3, as a definition of the “applicable parent”: the parent from which we reuse the implementation. Condition 4 relies on this notion.

Condition 1 states that the **Precursor** construct is only valid in a routine redefinition. In general the language definition treats functions and attributes equally (*Uniform Access principle*), but here an attribute would not be permissible, even with an **Attribute** body.

Because of our interpretation of a multiple declaration as a set of separate declarations, this means that if **Precursor** appears in the body of a multiple declaration it applies separately to every feature being redeclared. This is an unlikely case, and this rule makes it unlikely to be valid.

Condition 2 states that if you include a class name, as in **Precursor {B}**, then *B* must be the name of one of the parents of the current class. The following condition makes this qualified form compulsory in case of potential ambiguity, but even in the absence of ambiguity you may use it to state the parent explicitly if you think this improves readability.

Condition 3 specifies when this explicit parent qualification is required. This is whenever an ambiguity could arise because the redefinition applies to more than one effective parent version. The phrasing takes care of all the cases in which this could happen, for example as a result of a join.

Condition 4 simply expresses that we understand the **Precursor** specimen as a call to a frozen version of the original routine; we must make sure that such a call would be valid, more precisely “argument-valid”, the requirement applicable to such an **Unqualified_call**.

A **Precursor** will be used as either an **Instruction** or an **Expression**, in the same way as a call to (respectively) a procedure or a function; indeed **Precursor** appears as one of the syntax variants for both of these constructs. So in addition to being valid on its own, it must be valid in the appropriate role. Condition 5 takes care of this.

End

8.10.13 Definition: Unfolded form of a **Precursor**

The **unfolded form** (absolute) of a valid **Precursor** is its unfolded form relative to its applicable parent.

8.10.14 Semantics: Precursor semantics

The effect of a **Precursor** is the effect of its unfolded form.

8.10.15 Syntax: Redefinition

Redefine \triangleq **redefine** **Feature_list**

8.10.16 Validity: Redefine Subclause rule

Validity code: **VDRS**

A **Redefine** subclause appearing in a Parent part for a class *B* in a class *C* is valid if and only if every **Feature_name** *fname* that it lists (in its **Feature_list**) satisfies the following conditions:

- 1 *fname* is the final name of a feature *f* of *B*.
- 2 *f* was not frozen in *B*, and was not a constant attribute.
- 3 *fname* appears only once in the **Feature_list**.
- 4 The **Features** part of *C* contains one **Feature_declaration** that is a redeclaration but not an effecting of *f*.
- 5 If that redeclaration specifies a deferred feature, *C* inherits *f* as deferred.

8.10.17 Semantics: Redefinition semantics

The effect in a class *C* of redefining a feature *f* in a Parent part for *A* is that the version of *f* in *C* is, rather than its version in *A*, the feature described by the applicable declaration in *C*.

Informative text

This new version will serve for any use of the feature in the class, its clients, its proper descendants (barring further redeclarations), and even ancestors and their clients under dynamic binding.

*End***8.10.18 Syntax: Undefine clauses**

Undefine \triangleq **undefine** **Feature_list**

8.10.19 Validity: Undefine Subclause ruleValidity code: **VDUS**

An **Undefine** subclause appearing in a Parent part for a class **B** in a class **C** is valid if and only if every **Feature_name** *fname* that it lists (in its **Feature_list**) satisfies the following conditions:

- 1 *fname* is the final name of a feature *f* of **B**.
- 2 *f* was not frozen in **B**, and was not an attribute.
- 3 *f* was effective in **B**.
- 4 *fname* appears only once in the **Feature_list**.
- 5 Any redeclaration of *f* in **C** specifies a deferred feature.

8.10.20 Semantics: Undefined semantics

The effect in a class **C** of undefining a feature *f* in a Parent part for **A** is to cause **C** to inherit from **A**, rather than the version of *f* in **A**, a deferred form of that version.

8.10.21 Definition: Effective, deferred feature

A feature *f* of a class **C** is an **effective feature** of **C** if and only if it satisfies either of the following conditions:

- 1 **C** contains a declaration for *f* whose **Feature_body** is not of the **Deferred** form.
- 2 *f* is an inherited feature, coming from a parent **B** of **C** where it is (recursively) effective, and **C** does not undefine it.

f is **deferred** if and only if it is not effective.

Informative text

As a result of this definition, a feature is deferred in **C** not only if it is introduced or redefined in **C** as deferred, but also if its precursor was deferred and **C** does not redeclare it effectively. In the latter case, the feature is “inherited as deferred”.

The definition captures the semantics of deferred features and of their effecting. In case 1 it's clear that the feature is effective, since **C** itself declares it as either an attribute of a non-deferred routine. In case 2 the feature is inherited; it was already effective in the parent, and **C** doesn't change that status.

*End***8.10.22 Definition: Effecting**

A redeclaration into an effective feature of a feature inherited as deferred is said to **effect** that feature.

8.10.23 Deferred Class property

A class that has at least one deferred feature must have a **Class_header** starting with the keyword **deferred**. The class is then said to be **deferred**.

8.10.24 Effective Class property

A class whose features, if any, are all effective, is effective unless its **Class_header** starts with the keyword **deferred**.

Informative text

It is not an error to declare a class **deferred** if it has no deferred features; the effect is simply that clients are not able to create direct instances. It is indeed sometimes useful to introduce a class that cannot be directly instantiated; for example the designer may intend the class to be used only through inheritance. The technique to achieve this is simply to state the abstract nature of the class by declaring it **deferred** even if all its features are effective.

*End***8.10.25 Definition: Origin, seed**

Every feature *f* of a class *C* has one or more features known as its **seeds** and one or more classes known as its **origins**, as follows:

- 1 If *f* is **immediate** in *C*: *f* itself as seed; *C* as a origin.
- 2 If *f* is **inherited**: (recursively) all the seeds and origins of its **precursors**.

Informative text

The origin, a class, is “where the feature comes from”, and the seed is the version of the feature from that origin. In the vast majority of cases this is all there is to know. With repeated inheritance and “join”, a feature may result from the merging of two or more features, and hence may have more than one seed and more than one origin. That’s what case 2 is about.

*End***8.10.26 Validity: Redeclaration rule****Validity code: VDRD**

Let *C* be a class and *g* a feature of *C*. It is valid for *g* to be a **redeclaration** of a feature *f* inherited from a **parent** *B* of *C* if and only if the following conditions are satisfied.

- 1 No **effective feature** of *C* other than *f* and *g* has the **same final name**.
- 2 The **signature** of *g* **conforms to** the signature of *f*.
- 3 The **Precondition** of *g*, if any, begins with **require else** (not just **require**), and its **Postcondition**, if any, begins with **ensure then** (not just **ensure**).
- 4 If the redeclaration is a **redefinition** (rather than an **effecting**) the **Redefine** subclause of the **Parent** part for *B* lists in its **Feature_list** the **final name** of *f* in *B*.
- 5 If *f* is **inherited as effective**, then *g* is also effective.
- 6 If *f* is an **attribute**, *g* is an attribute, *f* and *g* are both **variable**, and their types are either both expanded or both non-expanded.
- 7 *f* and *g* have either both no alias or the **same alias**.
- 8 If both features are queries with associated **assigner commands** *fp* and *gp*, then *gp* is the **version of** *fp* in *C*.

Informative text

Condition 1 prohibits name clashes between effective features. For *g* to be a redeclaration of *f*, both features must have the same final name; but no other feature of the class may share that name. This is the fundamental rule of **no overloading**.

No invalidity results, however, if *f* is deferred. Then if *g* is also deferred, the redeclaration is simply a redefinition of a deferred feature by another (to change the signature or specification). If *g* is effective, the redeclaration is an effecting of *f*. If *g* plays this role for more than one inherited *f*, it both joins and effects these features: this is the case in which *C* kills several deferred birds with one effective stone.

Condition 2 is the fundamental type compatibility rule: signature conformance. In the case of a join, *g* may be the redeclaration of more than one *f*; then *g*’s signature must conform to all of the precursors’ signatures.

Signature conformance permits *covariant* redefinition of both query results and routine arguments, but for arguments you must make the new type detachable — ?*U* rather than just *U* — to prevent “catcalls”.

Condition 3 requires adapting the assertions of a redeclared feature, as governed by rules given earlier.

Condition 4 requires listing *f* in the appropriate **Redefine** subclause, but only for a redefinition, not for an effecting. (We have a redefinition only if *g* and the inherited form of *f* are both deferred or both effective.) If two or more features inherited as deferred are joined and then redefined together, **every one of them** must appear in the **Redefine** subclause for the corresponding parent.

Condition 5 bars the use of redeclaration for turning an effective feature into a deferred one. This is because a specific mechanism is available for that purpose: undefinition. It is possible to apply both undefinition and redefinition to the same feature to make it deferred and at the same time change its signature.

Condition 6 prohibits redeclaring a constant attribute, or redeclaring a variable attribute into a function or constant attribute. It also precludes redeclaring a (variable) attribute of an expanded type into one of reference type or conversely. You may, however, redeclare a function into an attribute — variable or constant.

Condition 7 requires the features, if they have aliases, to have the same ones. If you want to introduce an alias for an inherited feature, change an inherited alias, or remove it, redeclaration is not the appropriate technique: you must rename the feature. Of course you can still redeclare it as well.

Condition 8 applies to assigner commands. It is valid for a redeclaration to include an assigner command if the precursor did not include one, or conversely; but if both versions of the query have assigner commands, they must, for obvious reasons of consistency, be the same procedure in *C*.

End

8.10.27 Definition: Precursor (joined features)

A **precursor** of an inherited feature is a version of the feature in the parent from which it is inherited.

8.10.28 Validity: Join rule

Validity code: *VDJR*

It is valid for a class *C* to inherit two different features under the same final name under and only under the following conditions:

- 1 After possible redeclaration in *C*, their signatures are identical.
- 2 They either have both no aliases or have the same alias.
- 3 If they both have assigner commands, the associated procedures have the same final name in *C*.
- 4 If both are inherited as effective, *C* redefines both into a common version.

Informative text

The Join rule indicates that joined features must have exactly the same signature — argument and result types.

What matters is the signature after possible redefinition or effecting. So in practice you may join precursor features with different signatures: it suffices to redeclare them using a feature which (as required by point 2 of the Redefinition rule) must have a signature conforming to all of the precursors' signatures.

If the redeclaration describes an effective feature, this is the case of both joining and effecting a set of inherited features. If the redeclaration describes a feature that is still deferred, it is a redefinition, used to adapt the signature and possibly the specification. In this case, point 4 of the Redefinition rule requires every one of the precursors to appear in the **Redefine** subclause for the corresponding parent.

In either case, nothing requires the precursors' signatures to conform to each other, as long as the signature of the redeclared version conforms to all of them. This means you may write a class inheriting two deferred features of the form

f (*p*: *P*): *T* ...

f (*t*: *Q*): *U* ...

and redeclare them with

$f(x: ? R): V \dots$

provided R conforms to both P and Q and V to both T and U . No conformance is required between the types appearing in the precursors' signatures (P and Q , T and U).

The assumption that the features are "different" is important: they could in fact be the same feature, appearing in two parents of C that have inherited it from a common ancestor, without any intervening redeclaration. This would be a valid case of repeated inheritance; here the rule that determines validity is the Repeated Inheritance Consistency constraint. The semantic specification (sharing under the Repeated Inheritance rule) indicates that C will have just one version of the feature.

Conditions 2 and 3 of the Join rule are consistency requirements on aliases and on assigner commands. The condition on aliases is consistent with condition 7 of the Redeclaration rule, which requires a redeclaration to keep the alias if any; it was noted in the comment to that rule that redeclaration is not the appropriate way to add, change or remove an alias (you should use renaming for that purpose); neither is join. The condition on assigner commands ensures that any **Assigner_call** has the expected effect, even under dynamic binding on a target declared of a parent type.

End

8.10.29 Semantics: Join Semantics rule

Joining two or more inherited features with the same final name, under the terms of the Join rule, yields the feature resulting from their redeclaration if any, and otherwise defined as follows:

- 1 Its name is the final name of all its precursors.
- 2 Its signature is the precursors' signature, which the Join rule requires to be the same for all precursors after possible redeclaration.
- 3 Its precondition is the **or** of all the precursors' combined preconditions.
- 4 Its postcondition is the **and** of all the precursors' combined postconditions.
- 5 Its **Header_comment** is the concatenation of those of all precursors.
- 6 Its body is deferred if all the precursors are inherited as deferred, otherwise is the body of the single effective precursor.

It is not obsolete (even if some of the precursors are obsolete).

Informative text

Point 5 leaves the concatenation order unspecified.

In point 7 (corresponding to a rare case) language processing tools should produce an obsolescence message for the class performing the join, but the resulting feature is not itself obsolete.

End

8.11 Types

Informative text

Types describe the form and properties of objects that can be created during the execution of a system. The type system lies at the heart of the object-oriented approach; the use of types to declare all entities leads to more clear software texts and permits compilers to detect many potential errors and inconsistencies before they can cause damage.

End

8.11.1 Syntax: Types

Type \triangleq **Class_or_tuple_type** | **Formal_generic_name** | **Anchored**

Class_or_tuple_type \triangleq **Class_type** | **Tuple_type**

Class_type \triangleq [**Attachment_mark**] **Class_name** [**Actual_generics**]

Attachment_mark \triangleq "?" | "!"

Anchored \triangleq [Attachment_mark] like **Anchor**

Anchor \triangleq **Feature_name** | **Current**

Informative text

The most common and versatile kind is **Class_type**, covering types described by a class name, followed by actual generic parameters if the class is generic. The class name gives the type's base class. If the base class is expanded, the **Class_type** itself is an expanded type; if the base class is non-expanded, the **Class_type** is a reference type.

An **Attachment_mark** ? indicates that the type is **detachable**: its values may be void — not attached to an object. The ! mark indicates the reverse: the type is **attached**, meaning that its values will always denote an object; language rules, in particular constraints on attachment, guarantee this. No **Attachment_mark** means the same as !, to ensure that a type, by default, will be attached.

End

8.11.2 Semantics: Direct instances and values of a type

The **direct instances** of a type *T* are the run-time objects resulting from: representing a manifest constant, manifest tuple, **Manifest_type**, agent or **Address** expression of type *T*; applying a creation operation to a target of type *T*; (recursively) cloning an existing direct instance of *T*.

The **values** of a type *T* are the possible run-time values of an entity or expression of type *T*.

8.11.3 Semantics: Instances of a type

The **instances** of a type *TX* are the direct instances of any type conforming to *TX*.

Informative text

Since every type conforms to itself, this is equivalent to stating that the instances of *TX* are the direct instances of *TX* and, recursively, the instances of any other type conforming to *TX*.

End

8.11.4 Semantics: Instance principle

Any value of a type *T* is:

- If *T* is reference, either a reference to an instance of *T* or (unless *T* is attached) a void reference.
- If *T* is expanded, an instance of *T*.

8.11.5 Definition: Instances, direct instances of a class

An **instance** of a class *C* is an instance of any type *T* based on *C*.

A **direct instance** of *C* is a direct instance of any type *T* based on *C*.

Informative text

For non-generic classes the difference between *C* and *T* is irrelevant, but for a generic class you must remember that by itself the class does not fully determine the shape of its direct instances: you need a type, which requires providing a set of actual generic parameters.

End

8.11.6 Base principle; base class, base type, based

Any type *T* proceeds, directly or indirectly, from a **Class_or_tuple_type** called its **base type**, and an underlying class called its **base class**.

The base class of a type is also the base class of its base type.

A type is said to be **based** on its base type, and also on its base class.

Informative text

A **Class_type** is its own base type; an anchored type like *anchor* with *anchor* having base type *U* also has *U* as its base type. For a formal generic parameter *G* in **class C** [*G* → *T*] ... the base type is (in simple cases) the constraining type *T*, or **ANY** if the constraint is implicit.

The base class is the class providing the features applicable to instances of the type. If *T* is a **Class_type** the connection to a class is direct: *T* is either the name of a non-generic class, such as **PARAGRAPH**, or the name of a generic class followed by **Actual_generics**, such as **LIST [WINDOW]**. In both cases the base class of *T* is the class whose name is used to obtain *T*, with any **Actual_generics** removed: **PARAGRAPH** and **LIST** in the examples. For a **Tuple_type**, the base class is a fictitious class **TUPLE**, providing the features applicable to all tuples.

For types not immediately obtained from a class we obtain the base class by going through base type: for example *T* is an **Anchored** type of the form like *anchor*, and *anchor* is of type **LIST [WINDOW]**, then the base class of that type, **LIST**, is also the base class of *T*.

*End***8.11.7 Base rule**

The **base type** of any type is a **Class_or_tuple_type**, with no **Attachment_mark**.

The **base class** of any type other than a **Class_or_tuple_type** is (recursively) the base class of its base type.

The **direct instances** of a type are those of its base type.

Informative text

Why are these notions important? Many of a type's key properties (such as the features applicable to the corresponding entities) are defined by its base class. Furthermore, class texts almost never directly refer to classes: they refer to *types* based on these classes.

*End***8.11.8 Validity: Class Type rule****Validity code: VTCT**

A **Class_type** is valid if and only if it satisfies the following two conditions:

- 1 Its **Class_name** is the name of a class in the surrounding universe.
- 2 If it has a "?" **Attachment_mark**, that class is not expanded.

Informative text

The class given by condition 1 will be the type's base class. Regarding condition 2, an expanded type is always attached, so an **Attachment_mark** would not make sense in that case.

*End***8.11.9 Semantics: Type Semantics rule**

To define the semantics of a type *T* it suffices to specify:

- 1 Whether *T* is expanded or reference.
- 2 Whether *T*, if reference, is attached or detachable.
- 3 What is *T*'s base type.
- 4 If *T* is a **Class_or_tuple_type**, what are its base class and its type parameters if any.

8.11.10 Definition: Base class and base type of an expression

Any expression *e* has a **base type** and a **base class**, defined as the base type and base class of the type of *e*.

8.11.11 Semantics: Non-generic class type semantics

A non-generic class **C** used as a type (of the **Class_type** category) has the same expansion status as **C** (i.e. it is expanded if **C** is an expanded class, reference otherwise). It is its own base type (after removal of any **Attachment_mark**) and base class.

8.11.12 Definition: Expanded type, reference type

A type **T** is **expanded** if and only if it is not a **Formal_generic_name** and the base class of its deanchored form is an expanded class.

T is a **reference type** if it is neither a **Formal_generic_name** nor expanded.

Informative text

This definition characterizes every type as either reference or expanded, except for the case of a **Formal_generic_name**, which stands for any type to be used as actual generic parameter in a generic derivation: some derivations might use a reference type, others an expanded type.

Tuple types are, as a consequence of the definition, reference types.

*End***8.11.13 Definition: Basic type**

The basic types are **BOOLEAN**, **CHARACTER** and its sized variants, **INTEGER** and its sized variants, **REAL** and its sized variants and **POINTER**.

Informative text

Like most other types, the basic types are defined by classes, found in the Kernel Library. In other words they are not predefined, “magic” types, but fit in the normal class-based type system of Eiffel.

Compilers typically know about them, so that they can generate code that performs arithmetic and relational operations as fast as in lower-level languages where basic types are built-in. This is only for efficient implementation: semantically, the basic types are just like other class types.

*End***8.11.14 Definition: Anchor, anchored type, anchored entity**

The **anchor** of an anchored type **like anchor** is the entity anchor. A declaration of an entity with such a type is an **anchored declaration**, and the entity itself is an **anchored entity**.

Informative text

The anchor must be either an entity, or **Current**. If an entity, **anchor** must be the final name of a feature of the enclosing class.

*End**Informative text*

The syntax permits **x** to be declared of type **like anchor** if **anchor** is itself anchored, of type **like other_anchor**. Although most developments do not need such anchor chains, they turn out to be occasionally useful for advanced applications. But then of course we must make sure that an anchor chain is meaningful, by excluding cycles such as **a** declared as **like b**, **b** as **like c**, and **c** as **like a**. The following definition helps.

*End***8.11.15 Definition: Anchor set; cyclic anchor**

The **anchor set** of a type **T** is the set of entities containing, for every anchored type **like anchor** involved in **T**:

- **anchor**.
- (Recursively) the anchor set of the type of **anchor**.

An entity *a* of type *T* is a **cyclic anchor** if the anchor set of *T* includes *a* itself.

Informative text

The anchor set of *LIST [like a, HASH_TABLE [like b, STRING]]* is, according to this definition, the set {*a, b*}. Because of genericity, the cycles that make an anchor “cyclic” might occur not directly through the anchors but through the types they involve, as with *a* of type *LIST [like b]* where *b* is of type *like a*. Here we say that a type “involves” all the types appearing in its definition, as captured by the following definition.

End

8.11.16 Definition: Types and classes involved in a type

The types **involved** in a type *T* are the following:

- *T* itself.
- If *T* is of the form *a T'* where *a* is an **Attachment_mark**: (recursively) the types involved in *T'*.
- If *T* is a generically derived **Class_type** or a **Tuple_type**: all the types (recursively) involved in any of its actual parameters.

The *classes* involved in *T* are the base classes of the types involved in *T*.

Informative text

A [B, C, LIST [ARRAY [D]]] involves itself as well as *B, C, D, ARRAY [D]* and *LIST [ARRAY [D]]*. The notion of *cyclic anchor* captures this notion in full generality; the basic rule, stated next, will be that if *a* is a cyclic anchor you may not use it as anchor: the type *like a* will be invalid.

End

8.11.17 Definition: Deanchored form of a type

The **deanchored form** of a type *T* in a class *C* is the type (**Class_or_tuple_type** or **Formal_generic**) defined as follows:

- 1 If *T* is *like Current*: the current type of *C*.
- 2 If *T* is *like anchor* where the type *AT* of *anchor* is not anchored: (recursively) the deanchored form of *AT*.
- 3 If *T* is *like anchor* where the type *AT* of *anchor* is anchored but *anchor* is not a cyclic anchor: (recursively) the deanchored form of *AT* in *C*.
- 4 If *T* is *a AT*, where *a* is an **Attachment_mark**: *a DT*, where *DT* is (recursively) the deanchored form of *AT* deprived of its **Attachment_mark** if any.
- 5 If none of the previous cases applies: *T* after replacement of any actual parameter by (recursively) its deanchored form.

Informative text

Although useful mostly for anchored types, the notion of “deanchored form” is, thanks to the phrasing of the definition, applicable to *any* type. Informally, the deanchored form yields, for an anchored type, what the type “really means”, in terms of its anchor’s type. It reflects the role of anchoring as what programmers might call a macro mechanism, a notational convenience to define types in terms of others.

Case 4 enables us to treat *? like anchor* as a detachable type whether the type of *anchor* is attached or detachable.

End

8.11.18 Validity: Anchored Type rule

Validity code: *VTAT*

It is valid to use an anchored type *AT* of the form *like anchor* in a class *C* if and only if it satisfies the following conditions:

- 1 *anchor* is either **Current** or the final name of a query of *C*.
- 2 *anchor* is not a cyclic anchor.
- 3 The deanchored form *UT* of *AT* is valid in *C*.

The base class and base type of *AT* are those of *UT*.

Informative text

An anchored type has no properties of its own; it stands as an abbreviation for its unfolded form. You will not, for example, find special conformance rules for anchored type, but should simply apply the usual conformance rules to its deanchored form.

Anchored declaration is essentially a syntactical device: you may always replace it by explicit redefinition. But it is extremely useful in practice, avoiding much code duplication when you must deal with a set of entities (attributes, function results, routine arguments) which should all follow suit whenever a proper descendant redefines the type of one of them, to take advantage of the descendant's more specific context.

End

8.11.19 Definition: Attached, detachable

A type is **detachable** if its deanchored form is a **Class_type** declared with the **? Attachment_mark**.

A type is **attached** if it is not detachable.

Informative text

By taking the “deanchored form”, we can apply the concepts of “attached” and “detachable” to an anchored type like *a*, by just looking at the type of *a* and finding out whether it is attached or not.

As a consequence of this definition, an expanded type is attached.

As the following semantic definition indicates, the idea of declaring a type as attached is to guarantee that its values will never be void.

End

8.11.20 Semantics: Attached type semantics

Every run-time value of an attached type is non-void (attached to an object).

Informative text

In contrast, values of a detachable type may be void.

These definitions rely on the run-time notion of a *value* being attached (to an object) or void. So there is a distinction between the *static* property that an entity is attached (meaning that language rules guarantee that its run-time values will never be void) or detachable, and the *dynamic* property that, at some point during execution, its value will be attached or not. If there's any risk of confusion we may say “statically attached” for the entity, and “dynamically attached” for the run-time property of its value.

The validity and semantic rules, in particular on attachment operations, ensure that attached types indeed deserve this qualification, by initializing all the corresponding entities to attached values, and protecting them in the rest of their lives from attachment to void.

From the above semantics, the **!** mark appears useless since an absent **Attachment_mark** has the same effect. The mark exists to ensure a smooth transition: since earlier versions of Eiffel did not guarantee void-safety, types were detachable by default. To facilitate adaptation to current Eiffel and avoid breaking existing code, compilers may offer a compatibility option (departing from the Standard, of course) that treats the absence of an **Attachment_mark** as equivalent to **?**. You can then use **!** to mark the types that you have moved to the attached world and adapt your software at your own pace, class by class if you wish, to the new, void-safe convention.

End

8.11.21 Definition: Stand-alone type

A **Type** is **stand-alone** if and only if it involves neither any **Anchored** type nor any **Formal_generic_name**.

Informative text

In general, the semantics of a type may be relative to the text of class in which the type appears: if the type involves generic parameters or anchors, we can only understand it with respect to some class context. A stand-alone type always makes sense — and always makes the same sense — regardless of the context.

We restrict ourselves to stand-alone types when we want a solidly defined type that we can use anywhere. This is the case in the validity rules enabling creation of a root object for a system, and the definition of a once function.

*End***8.12 Genericity***Informative text*

The types discussed so far were directly defined by classes. The *genericity* mechanism, still based on classes, gives us a new level of flexibility through **type parameterization**. You may for example define a class as *LIST [G]*, yielding not just one type but many: *LIST [INTEGER]*, *LIST [AIRPLANE]* and so on, parameterized by *G*.

Parameterized classes such as *LIST* are known as **generic classes**; the resulting types, such as *LIST [INTEGER]*, are **generically derived**. “Genericity” is the mechanism making generic classes and generic derivations possible.

Two forms of genericity are available: with *unconstrained* genericity, *G* represents an arbitrary type; with *constrained* genericity, you can demand certain properties of the types represented by *G*, enabling you to do more with *G* in the class text.

*End***8.12.1 Syntax: Actual generic parameters**

Actual_generics \triangleq "[" **Type_list** "]"

Type_list \triangleq {**Type** "," ...}⁺

8.12.2 Syntax: Formal generic parameters

Formal_generics \triangleq "[" **Formal_generic_list** "]"

Formal_generic_list \triangleq {**Formal_generic** "," ...}⁺

Formal_generic \triangleq [**frozen**] **Formal_generic_name** [**Constraint**]

Formal_generic_name \triangleq [?] **Identifier**

8.12.3 Validity: Formal Generic rule**Validity code: VCFG**

A **Formal_generics** part of a **Class_declaration** is valid if and only if every **Formal_generic_name** *G* in its **Formal_generic_list** satisfies the following conditions:

- 1 *G* is different from the name of any class in the universe.
- 2 *G* is different from any other **Formal_generic_name** appearing in the same **Formal_generics** part.

Informative text

Adding the **frozen** qualification to a formal generic, as in *D [frozen G]* rather than just *C [G]*, means that conformance on the corresponding generically derived classes requires identical actual parameters: whereas *C [U]* conforms to *C [T]* if *U* conforms to *T*, *D [U]* does not conform to *D [T]* if *U* is not *T*.

Adding the ? mark to a **Formal_generic_name**, as in ? *G*, means that the class may declare *self-initializing* variables (variables that will be initialized automatically on first use) of type *G*; this requires that any actual

generic parameter that is an attached type must also be self-initializing, that is to say, make *default_create* from *ANY* available for creation.

End

8.12.4 Definition: Generic class; constrained, unconstrained

Any class declared with a **Formal_generics** part (constrained or not) is a **generic class**.

If a formal generic parameter of a generic class is declared with a **Constraint**, the parameter is **constrained**; if not, it is **unconstrained**.

A generic class is itself **constrained** if it has at least one constrained parameter, **unconstrained** otherwise.

Informative text

A generic class does not describe a type but a template for a set of possible types. To obtain an actual type, you must provide an **Actual_generics** list, whose elements are themselves types. This has a name too, per the following definition.

End

8.12.5 Definition: Generic derivation, generic type, non-generic type

The process of producing a type from a generic class by providing actual generic parameters is **generic derivation**.

A type resulting from a generic derivation is a **generically derived type**, or just **generic type**.

A type that is not generically derived is a **non-generic type**.

Informative text

It is preferable to stay away from the term “generic instantiation” (sometimes used in place of “generic derivation”) as it creates a risk of confusion with the normal meaning of “instantiation” in object-oriented development: the *run-time process of obtaining an object from a class*.

End

8.12.6 Definition: Self-initializing formal parameter

A **Formal_generic_parameter** is **self-initializing** if and only if its declaration includes the optional *?* mark.

Informative text

This is related to the notion of self-initializing *type*: a type which makes *default_create* from *ANY* available for creation. The rule will be that an actual generic parameter corresponding to a self-initializing formal parameter must itself, if attached, be a self-initializing type.

End

8.12.7 Definition: Constraint, constraining types of a Formal_generic

The **constraint** of a formal generic parameter is its **Constraint** part if present, and otherwise *ANY*.

Its **constraining types** are all the types listed in its **Constraining_types** if present, and otherwise just *ANY*.

8.12.8 Syntax: Generic constraints

Constraint \triangleq "*->*" **Constraining_types** [**Constraint_creators**]

Constraining_types \triangleq **Single_constraint** | **Multiple_constraint**

Single_constraint \triangleq **Type** [**Renaming**]

Renaming \triangleq **Rename** **end**

Multiple_constraint \triangleq "{" **Constraint_list** "}"

Constraint_list \triangleq {**Single_constraint** ", " ...}⁺

Constraint_creators \triangleq **create** **Feature_list** **end**

8.12.9 Validity: Generic Constraint rule**Validity code: VTGC**

A **Constraint** part appearing in the **Formal_generics** part of a class **C** is valid if and only if it satisfies the following conditions for every **Single_constraint** listing a type **T** in its **Constraining_types**:

- 1 **T** involves no anchored type.
- 2 If a **Renaming** clause **rename rename_list end** is present, a class definition of the form **class NEW inherit BT rename rename_list end** (preceded by **deferred** if the base class of **T** is deferred), where **BT** is the base class of **T**, would be valid.
- 3 Every name listed in the **Constraint_creators** is the generically constrained name of a procedure **p** of one of the corresponding constraining types.

Informative text

There is no requirement here on the **Constraint_creators** part, although in most cases it will list names (after **Renaming**) of creation procedures of the constraining types. The precise requirement is captured by other rules.

Condition 2 implies that the features listed in the **Constraint_creators** are, after possible **Renaming**, names of features of one or more of the constraining types, and that no clash remains that would violate the rules on inheritance. In particular, you can use the **Renaming** either to merge features if they come from the same seeds, or (the other way around) separate them.

If **T** is based on a deferred class the fictitious class **NEW** should be declared as **deferred** too, otherwise it would be invalid if **T** has deferred features. On the other hand, **NEW** cannot be valid if **T** is based on a frozen class; in this case it is indeed desirable to disallow the use of **T** as a constraint, since the purpose of declaring a class **frozen** is to prevent inheritance from it

*End***8.12.10 Definition: Constraining creation features**

If **G** is a formal generic parameter of a class, the **constraining creators of G** are the features of **G**'s **Constraining_types**, if any, corresponding after possible **Renaming** to the feature names listed in the **Constraint_creators** if present.

Informative text

Constraining creators should be creation procedures, but not necessarily (as seen below) in the constraining types themselves; only their instantiatable descendants are subject to this rule.

*End***8.12.11 Validity: Generic Derivation rule****Validity code: VTGD**

Let **C** be a generic class. A **Class_type CT** having **C** as base class is valid if and only if it satisfies the following conditions for every actual generic parameter **T** and every **Single_constraint U** appearing in the constraint for the corresponding formal generic parameter **G**:

- 1 The number of Type components in **CT**'s **Actual_generics** list is the same as the number of **Formal_generic** parameters in the **Formal_generic_list** of **C**'s declaration.
- 2 **T** conforms to the type obtained by applying to **U** the generic substitution of **CT**.
- 3 If **C** is expanded, **CT** is generic-creation-ready.
- 4 If **G** is a self-initializing formal parameter and **T** is attached, then **T** is a self-initializing type.

Informative text

In the case of unconstrained generic parameters, only condition 1 applies, since the constraint in that case is **ANY**, which trivially satisfies the other two conditions.

Condition 3 follows from the semantic rule permitting "lazy" creation of entities of expanded types on first use, through **default_create**. Generic-creation-readiness (defined next) is a condition on the actual generic

parameters that makes such initialization safe if it may involve creation of objects whose type is the corresponding formal parameters.

Condition 4 guarantees that if **C** relies, for some of its variables of type **G**, on automatic initialization on first use, **T** provides it, if attached (remember that this includes the case of expanded types), by making default_create from **ANY** available for creation. If **T** is detachable this is not needed, since **Void** will be a suitable initialization value.

End

8.12.12 Definition: Generic-creation-ready type

A type of base class **C** is **generic-creation-ready** if and only if every actual generic parameter **T** of its deanchored form satisfies the following conditions:

- 1 If the specification of the corresponding formal generic parameter includes a **Constraint creators**, the versions in **T** of the constraining creators for the corresponding formal parameter are creation procedures, available for creation to **C**, and **T** is (recursively) generic-creation-ready.
- 2 If **T** is expanded, it is (recursively) generic-creation-ready.

Informative text

Although phrased so that it is applicable to any type, the condition is only interesting for generically derived types of the form **C** [..., **T**, ...]. Non-generically-derived types satisfy it trivially since there is no applicable **T**.

The role of this condition is to make sure that if class **C** [..., **G**, ...] may cause a creation operation on a target of type **G** — as permitted only if the class appears as **C** [..., **G** → **CONST create cp1**, ... **end**, ...] — then the corresponding actual parameters, such as **T**, will support the given features — the “constraining creators” — as creation procedures.

It might then appear that generic-creation-readiness is a validity requirement on *any* actual generic parameter. But this would be more restrictive than we need. For example **T** might be a deferred type; then it cannot have any creation procedures, but that’s still OK because we cannot create instances of **T**, only of its effective descendants. Only if it is possible to **create** an actual object of the type do we require generic-creation-readiness. Overall, we need generic-creation-readiness only in specific cases, including:

- For the creation type of a creation operation: conditions 4 of the Creation Instruction rule and 3 of the Creation Expression rule.
- For a **Parent** in an **Inheritance** part: condition 6 of the Parent rule.
- For an expanded type: condition 3 of the just seen Generic Derivation rule.

End

8.12.13 Semantics: Generically derived class type semantics

A generically derived Class_type of the form **C** [...], where **C** is a generic class, is expanded if **C** is an expanded class, reference otherwise. It is its own base type, and its base class is **C**.

Informative text

So **LINKED_LIST**[**POLYGON**] is its own base type, and its base class is **LINKED_LIST**.

End

8.12.14 Definition: Base type of a single-constrained formal generic

The base type of a constrained **Formal_generic_name** **G** having as its constraining types a **Single_constraint** listing a type **T** is:

- 1 If **T** is a **Class_or_tuple_type**: **T**.
- 2 Otherwise (**T** is a **Formal_generic_name**): the base type of **T** if it can be determined by (recursively) case 1, otherwise **ANY**.

Informative text

The definition is never cyclic since the only recursive part is the use of case 1 from case 2.

Case 1 is the common one: for $C[G \rightarrow T]$ we use as base type of G , in C , the base type of T . We need case 2 to make sure that this definition is not cyclic, because we permit cases such as $C[G, H \rightarrow D[G]]$, and as a consequence cases such as $C[G \rightarrow H, H \rightarrow G]$ or even $C[G \rightarrow G]$ even though they are not useful; both of these examples yield *ANY* as base types for the parameters.

As a result of the definition of “constraining types”, the base type of an unconstrained formal generic, such as G in $C[G]$, is also *ANY*.

*End***8.12.15 Definition: Base type of an unconstrained formal generic**

The base type of an unconstrained **Formal_generic_name** type is *ANY*.

8.12.16 Definition: Reference or expanded status of a formal generic

A **Formal_generic_name** represents a reference type or expanded type depending on the corresponding status of the associated actual generic parameter in a particular generic derivation.

8.12.17 Definition: Current type

Within a class text, the **current type** is the type obtained from the current class by providing as actual generic parameters, if required, the class's own formal generic parameters.

Informative text

Clearly, the base class of the current type is always the current class.

*End***8.12.18 Definition: Features of a type**

The features of a type are the features of its base class.

Informative text

These are the features applicable to the type's instances (which are also instances of its base class).

*End***8.12.19 Definition: Generic substitution**

Every type T defines a mapping σ from names to types known as its **generic substitution**:

- 1 If T is generically derived, σ associates to every **Formal_generic_name** the corresponding actual parameter.
- 2 Otherwise, σ is the identity substitution.

8.12.20 Generic Type Adaptation rule

The signature of an entity or feature f of a type T of base class C is the result of applying T 's generic substitution to the signature of f in C .

Informative text

The signature include both the type of an entity or query, and the argument types for a routine; the rule is applicable to both parts.

End

8.12.21 Definition: Generically constrained feature name

Consider a generic class C , a constrained **Formal_generic_name** G of C , a type T appearing as one of the **Constraining_types** for G , and a feature f of name $fname$ in the base_class of T . The **generically constrained names** of f for G in C are:

- 1 If one or more **Single_constraint** clauses for T include a **Rename** part with a clause $fname$ as $ename$, where the **Feature_name** part of $ename$ (an **Extended_feature_name**) is $gname$: all such $gname$.
- 2 Otherwise: just $fname$.

8.12.22 Validity: Multiple Constraints rule**Validity code:** VTMC

A feature of name $fname$ is applicable in a class C to a target x whose type is a **Formal_generic_name** G constrained by two or more types $CONST_1, CONST_2, \dots$, if and only if it satisfies the following conditions:

- 1 At least one of the $CONST_i$ has a feature available to C whose generically constrained name for G in C is $fname$.
- 2 If this is the case for two or more of the $CONST_i$, all the corresponding features are the same.

8.12.23 Definition: Base type of a multi-constraint formal generic type

The base type of a multiply constrained **Formal_generic_name** type is a type generically derived, with the same actual parameters as the current class, from a fictitious class with none of the optional parts except for **Formal_generics** and an **Inheritance** clause that lists all the constraining types as parents, with the given **Renaming** clause if any, and resolves any conflicts between potentially ambiguous features by further renaming them to new names not available to developers.

8.13 Tuples*Informative text*

Based on a bare-bones form of class — with no class names — tuple types provide a concise and elegant solution to a number of issues:

- Writing functions with multiple results, ensuring complete symmetry with multiple arguments.
- Describing sequences of values of heterogeneous types, or “tuples”, such as $[some_integer, some_string, some_object]$, convenient for example as arguments to printing routines.
- Achieving the effect of routines with a variable number of arguments.
- Achieving the effect of generic classes with a variable number of generic parameters.
- Using simple classes, defined by a few attributes and the corresponding assigner commands — similar to the “structures” or “records” of non-O-O languages, but in line with O-O principles — without writing explicit class declarations.
- Making possible the agent mechanism through which you can handle routines as objects and define higher-order routines.

*End***8.13.1 Syntax: Tuple types**

Tuple_type \triangleq **TUPLE** [**Tuple_parameter_list**]

Tuple_parameter_list \triangleq "[" **Tuple_parameters** "]"

Tuple_parameters \triangleq **Type_list** | **Entity_declaration_list**

8.13.2 Syntax: Manifest tuples

Manifest_tuple \triangleq "[" **Expression_list** "]"

Expression_list \triangleq {**Expression** ", " ...}*

8.13.3 Definition: Type sequence of a tuple type

The **type sequence** of a tuple type is the sequence of types obtained by listing its parameters, if any, in the order in which they appear, every labeled parameter being listed as many times as it has labels.

Informative text

The type sequence for *TUPLE* is empty; the type sequence for *TUPLE*[*INTEGER*; *REAL*; *POLYGON*] is *INTEGER*, *REAL*, *POLYGON*; the type sequence for *TUPLE*[*i*, *j*: *INTEGER*; *r*: *REAL*; *p*: *POLYGON*] is *INTEGER*, *INTEGER*, *REAL*, *POLYGON*, where *INTEGER* appears twice because of the two labels *i*, *j*.

End

8.13.4 Definition: Value sequences associated with a tuple type

The **value sequences** associated with a tuple type *T* are sequences of values, each of the type appearing at the corresponding position in *T*'s type sequence.

Informative text

Parameter labels play no role in the semantics of tuples and their conformance properties. They never intervene in tuple expressions (such as [25, -8.75, *pol*]). Their only use is to allow name-based access to tuple fields, as *your_tuple.label*, guaranteeing statically the type of the result.

End

8.14 Conformance

Informative text

Conformance is the most important characteristic of the Eiffel type system: it determines when a type may be used in lieu of another.

The most obvious use of conformance is to make assignment and argument passing type-safe: for *x* of type *T* and *y* of type *V*, the instruction *x* := *y*, and the call *some_routine* (*y*) with *x* as formal argument, will only be valid if *V* is *compatible* with *T*, meaning that it either *conforms* or *converts* to *T*. Conformance also governs the validity of many other constructs, as discussed below.

Conformance, as the rest of the type system, relies on inheritance. The basic condition for *V* to conform to *T* is straightforward:

- The base class of *V* must be a descendant of the base class of *T*.
- If *V* is a generically derived type, its actual generic parameters must conform to the corresponding ones in *T*: *B* [*Y*] conforms to *A* [*X*] only if *B* conforms to *A* and *Y* to *X*.
- If *T* is expanded, inheritance is not involved: *V* can only be *T* itself.

A full understanding of conformance requires the formal rules explained below, which take into account the details of the type system: constrained and unconstrained genericity, special rules for predefined arithmetic types, tuple types, anchored types.

The following discussion introduces the various conformance rules of the language as “definitions”. Although not validity constraints themselves, these rules play a central role in many of the constraints, so that language processing tools such as compilers may need to refer to them in their error messages. For that reason each rule has a validity code of the form VNCx.

End

8.14.1 Definition: Compatibility between types

A type is **compatible** with another if it either conforms or converts to it.

8.14.2 Definition: Compatibility between expressions

An expression *b* is **compatible with** an expression *a* if and only if *b* either conforms or converts to *a*.

8.14.3 Definition: Expression conformance

An expression *exp* of type *SOURCE* **conforms to** an expression *ent* of type *TARGET* if and only if they satisfy the following conditions:

- 1 *SOURCE* conforms to *TARGET*.
- 2 If *TARGET* is attached, so is *SOURCE*.
- 3 If *SOURCE* is expanded, its version of the function *cloned* from *ANY* is available to the current class.

Informative text

So conformance of expressions is more than conformance of their types. Both conditions 2 and 3 are essential. Condition 2 guarantees that execution will never attach a void value to an entity declared of an attached type — a declaration intended precisely to rule out that possibility, so that the entity can be used as target of calls. Condition 3 allows us, in the semantics of attachment, to use a cloning operation when attaching an object with “copy semantics”, without causing inconsistencies.

A later definition will state what it means for an expression *b* to *convert* to another *a*. As a special case these properties also apply to entities.

Conformance and convertibility are exclusive of each other, so we study the two mechanisms separately. The rest of the present discussion is devoted to conformance.

*End***8.14.4 Validity: Signature conformance****Validity code: VNCS**

A signature *t* = [*B*₁, ... *B*_{*n*}], [*S*] **conforms to** a signature *s* = [*A*₁, ... *A*_{*n*}], [*R*] if and only if it satisfies the following conditions:

- 1 Each of the two components of *t* has the same number of elements as the corresponding component of *s*.
- 2 Each type in each of the two components of *t* conforms to the corresponding type in the corresponding component of *s*.
- 3 Any *B*_{*j*} not identical to the corresponding *A*_{*j*} is detachable.

Informative text

For a signature to conform: the argument types must conform (for a routine); the two signatures must both have a result type or both not have it (meaning they are both queries, or both procedures); and if there are result types, they must conform.

Condition 3 adds a particular rule for “covariant redefinition” of arguments as defined next.

*End***8.14.5 Definition: Covariant argument**

In a redeclaration of a routine, a formal argument is **covariant** if its type differs from the type of the corresponding argument in at least one of the parents' versions.

Informative text

From the preceding signature conformance rule, the type of a covariant argument will have to be declared as *detachable*: you cannot redefine *f* (*x*: *T*) into *f* (*x*: *U*) even if *U* conforms to *T*; you may, however, redefine it to *f* (*x*: ?*U*). This forces the body of the redefined version, when applying to *x* any feature of *f*, to ensure that the value is indeed attached to an instance of *U* by applying an **Object_test**, for example in the form

```
if {x: U} y then y.feature_of_U else ... end
```

This protects the program from *catcalls* — wrongful uses, of a redefined feature, through polymorphism and dynamic binding, to an actual argument of the original, pre-covariant type.

The rule only applies to *arguments*, not results, which do not pose a risk of catcall.

This rule is the reason why the Feature Declaration rule requires that if any routine argument is of an anchored type, that type must be detachable, since anchored declaration is a shorthand for explicit covariance.

End

8.14.6 Validity: General conformance

Validity code: **VNCC**

Let T and V be two types. V **conforms to** T if and only if one of the following conditions holds:

- 1 V and T are identical.
- 2 V conforms directly to T .
- 3 V is **NONE** and T is a detachable reference type.
- 4 V is $B[Y_1, \dots, Y_n]$ where B is a generic class, T is $B[X_1, \dots, X_n]$, and for every X_i the corresponding Y_i is identical to X_i or, if the corresponding formal parameter does not specify **frozen**, conforms (recursively) to X_i .
- 5 For some type U (recursively), V conforms to U and U conforms to T .
- 6 T or V or both are anchored types appearing in the same class C , and the deanchored form of V in C (recursively) conforms to the deanchored form of T .

Informative text

Cases 1 and 2 are immediate: a type conforms to itself, and direct conformance is a case of conformance.

Case 3 introduces the class **NONE** describing void values for references. You may assign such a value to a variable of a reference type not declared as attached (as the role of such declarations is precisely to exclude void values); an expanded target is also excluded since it requires an object.

Case 4 covers the replacement of one or more generic parameters by conforming ones, keeping the same base class: $B[Y]$ conforms to $B[X]$ if Y conforms to X . (This does not yet address conformance to $B[Y_1, \dots, Y_n]$ of a type CT based on a class C different from B .) Also note that the **frozen** specification is precisely intended to preclude conformance other than from the given type to itself.

Case 5 is indirect conformance through an intermediate type U .

Finally, case 6 allows us to treat any anchored type, for conformance as for its other properties, as an abbreviation — a “macro” in programmer terminology — for the type of its anchor.

Thanks to this definition of conformance in terms of direct conformance, the remainder of the discussion of conformance only needs to define **direct** conformance rules for the various categories of type.

End

8.14.7 Definition: Conformance path

A **conformance path** from a type U to a type T is a sequence of types T_0, T_1, \dots, T_n ($n \geq 1$) such that T_0 is U , T_n is T , and every T_i (for $0 \leq i < n$) conforms to T_{i+1} . This notion also applies to **classes** by considering the associated base classes.

8.14.8 Validity: Direct conformance: reference types

Validity code: **VNCN**

A **Class type** CT of base class C **conforms directly** to a reference type BT if and only if it satisfies the following conditions:

- 1 Applying CT 's generic substitution to one of the conforming parents of C yields BT .
- 2 If BT is attached, so is CT .

Informative text

The restriction to a reference type in this rule applies only to the target of the conformance, *BT*. The source, *CT*, may be expanded.

The basic condition, *1*, is inheritance. To handle genericity it applies the “generic substitution” associated with every type: for example with a class *C* [*G*, *H*] inheriting from *D* [*G*], the type *C* [*T*, *U*] has a generic substitution associating *T* to *G* and *U* to *H*. So it conforms to the result of applying that substitution to the **Parent** *D* [*G*]: the type *D* [*T*].

Condition *2* guarantees that we’ll never attach a value of a detachable type — possibly void — to a target declared of an attached type; the purpose of such a declaration is to avoid this very case. The other way around, an attached type may conform to a detachable one.

This rule is the foundation of the conformance mechanism, relying on the inheritance structure as the condition governing attachments and redeclarations. The other rules cover refinements (involving in particular genericity), iterations of the basic rule (as with “general conformance”) and adaptations to special cases (such as expanded types).

*End***8.14.9 Validity: Direct conformance: formal generic****Validity code:** *VNCF*

Let *G* be a formal generic parameter of a class *C*, which in the text of *C* may be used as a **Formal_generic_name** type. Then:

- 1 No type **conforms directly** to *G*.
- 2 *G* **conforms directly** to every type listed in its constraint, and to no other type.

8.14.10 Validity: Direct conformance: expanded types**Validity code:** *VNCE*

No type **conforms directly** to an expanded type.

Informative text

From the definition of general conformance, an expanded type *ET* still conforms, of course, to itself. *ET* may also conform to reference types as allowed by the corresponding rule (VNCN); the corresponding assignments will use copy semantics. But no other type (except, per General Conformance, for *e* of type *ET*, the type **like e**, an abbreviation for *ET*) conforms to *ET*.

This rule might seem to preclude mixed-type operations of the kind widely accepted for basic types, such as *f* (3) where the routine *f* has a formal argument of type *REAL*, or *your_integer_64 := your_integer_16* with a target of type *INTEGER_64* and a source of type *INTEGER_16*. Such attachments, however, involve **conversion** from one type to another. What makes them valid is not conformance but **convertibility**, which does support a broad range of safe mixed-type assignments.

*End***8.14.11 Validity: Direct conformance: tuple types****Validity code:** *VNCT*

A **Tuple_type** *U*, of type sequence *us*, **conforms directly** to a type *T* if and only if *T* satisfies the following conditions:

- 1 *T* is a tuple type, of type sequence *ts*.
- 2 The length of *us* is greater than or equal to the length of *ts*.
- 3 For every element *X* of *ts*, the corresponding element of *us* conforms to *X*.

No type conforms directly to a tuple type except as implied by these conditions.

Informative text

Labels, if present, play no part in the conformance.

End

8.15 Convertibility

Informative text

Complementing the conformance mechanism of the previous discussion, convertibility lets you perform assignment and argument passing in cases where conformance does not hold but you still want the operation to succeed after adapting the source value to the target type.

End

8.15.1 Definition: Conversion procedure, conversion type

A procedure whose name appears in a **Converters** clause is a **conversion procedure**.

A type listed in a **Converters** clause is a **conversion type**.

8.15.2 Definition: Conversion query, conversion feature

A query whose name appears in a **Converters** clause is a **conversion query**.

A feature that is either a conversion procedure or a conversion query is a **conversion feature**.

8.15.3 Validity: Conversion principle

No type may both conform and convert to another.

8.15.4 Validity: Conversion Asymmetry principle

No type *T* may convert to another through both a conversion procedure and a conversion query.

8.15.5 Validity: Conversion Non-Transitivity principle

That *V* converts to *U* and *U* to *T* does not imply that *V* converts to *T*.

8.15.6 Syntax: Converter clauses

Converters \triangleq **convert** **Converter_list**

Converter_list \triangleq {**Converter** ";..."⁺}

Converter \triangleq **Conversion_procedure** | **Conversion_query**

Conversion_procedure \triangleq **Feature_name** "(" "{" **Type_list** "}" ")"

Conversion_query \triangleq **Feature_name** ":" "{" **Type_list** "}"

8.15.7 Validity: Conversion Procedure rule

Validity code: **VYCP**

A **Conversion_procedure** listing a **Feature_name** *fn* and appearing in a class *C* with current type *CT* is valid if and only if it satisfies the following conditions, applicable to every type *SOURCE* listed in its **Type_list**:

- 1 *fn* is the name of a creation procedure *cp* of *C*.
- 2 If *C* is not generic, *SOURCE* does not conform to *CT*.
- 3 If *C* is generic, *SOURCE* does not conform to the type obtained from *CT* by replacing every formal generic parameter by its constraint.
- 4 *SOURCE*'s base class is different from the base class of any other conversion type listed for a **Conversion_procedure** in the **Converters** clause of *C*.
- 5 The specification of the base class of *SOURCE* does not list a conversion query specifying a type of base class *C*.
- 6 *cp* has exactly one formal argument, of a type *ARG*.
- 7 *SOURCE* conforms to *ARG*.
- 8 *SOURCE* involves no anchored type.

Informative text

Conditions 2 and 3 (the second one covering generic classes) express the crucial requirement, ensuring the Conversion principle: no type that conforms to the current type may convert to it.

In many practical uses of conversion the target class *CX* is expanded; this is the case with *REAL_64*, and with *REAL_32*, to which *INTEGER* also converts. Such cases satisfy condition 2 almost automatically since essentially no other type conforms to an expanded type. But the validity of a conversion specification does not require the enclosing class to be expanded; all that condition 2 states is that the conversion types must not conform to it (more precisely, to the current type).

End

8.15.8 Validity: Conversion Query rule

Validity code: **VYCQ**

A **Conversion_query** listing a **Feature_name** *fn* and appearing in a class *C* with current type *CT* is valid if and only if it satisfies the following conditions, applicable to every type *TARGET* listed in its **Type_list**:

- 1 *fn* is the name of a query *f* of *C*.
- 2 If *C* is not generic, *CT* does not conform to *TARGET*.
- 3 If *C* is generic, the type obtained from *CT* by replacing every formal generic parameter by its constraint does not conform to *TARGET*.
- 4 *TARGET*'s base class is different from the base class of any other conversion type listed for a **Conversion_query** in the **Converters** clause of *C*.
- 5 The specification of the base class of *TARGET* does not list a conversion procedure specifying a type of base class *C*.
- 6 *f* has no formal argument.
- 7 The result type of *f* conforms to *TARGET*.
- 8 *TARGET* involves no anchored type.

Informative text

Condition 5 is redundant with condition 5 of the Conversion Procedure rule but is included anyway for symmetry. In case of violation, a compiler may refer to either rule.

End

8.15.9 Definition: Converting to a class

A type *T* of base class *CT* **converts to** a class *C* if either:

- The deanchored form of *T* appears as conversion type for a procedure in the **Converters** clause of *C*.
- A type based on *C* appears as conversion type for a query in the **Converters** clause of *CT*.

8.15.10 Definition: Converting to and from a type

A type *U* of base class *D* **converts to** a **Class_type** *T* of base class *C* if and only if either:

- 1 The deanchored form of *U* is the result of applying the generic substitution of the deanchored form of *T* to a conversion type for a procedure *cp* appearing in the **Converters** clause of *C*.
- 2 The deanchored form of *T* is the result of applying the generic substitution of the deanchored form of *U* to a conversion type for a query *cq* appearing in the **Converters** clause of *D*.

A **Class_type** *T* **converts from** a type *U* if and only if *U* converts to *T*.

8.15.11 Definition: Converting “through”

A type *U* that converts to a type *T*:

- 1 Converts to *T* **through a procedure** *cp* if case 1 of the definition of “converting to a type” applies.
- 2 Converts to *T* **through a query** *cq* if case 2 of the definition applies.

These terms also apply to “**converting from**” specifications.

Informative text

From the definitions and validity rules, it's clear that if U converts to T then it's either — but not both — “through a procedure” or “through a query”, and that exactly one routine, cp or f , meets the criteria in each case.

*End***8.15.12 Semantics: Conversion semantics**

Given an expression e of type U and a variable x of type T , where U converts to T , the effect of a **conversion attachment** of source e and target x is the same as the effect of either:

- 1 If U converts to T through a procedure cp : the creation instruction **create** $x.cp(e)$.
- 2 If U converts to T through a query cq : the assignment $x := e.cq$.

Informative text

This is an “unfolded form” specification expressing the semantics of an operation (conversion attachment) in terms of another: either a creation or a query call. Both of these operations involve an attachment (argument passing or assignment) and so may trigger one other conversion.

*End***8.15.13 Definition: Explicit conversion**

The Kernel Library class $TYPE\ [G]$ provides a function

adapted alias “[]” ($x: G$): G

which can be used for any type T and any expression exp of a type U compatible with T to produce a T version of exp , written

$\{T\}\ [exp]$

If U converts to T , this expression denotes the result of converting exp to T , and is called an **explicit conversion**.

Informative text

Explicit conversion involves no new language mechanism, simply a feature of a Kernel Library class and the notion of bracket alias.

For example, assuming a tuple type that converts to $DATE$, you may use

$\{DATE\}\ [[20, "April", 2007]]$

The **Basic_expression** $[20, "April", 2007]$ is a **Manifest_tuple**. Giving it — through the outermost brackets — as argument to the *adapted* function of $\{DATE\}$ turns it into an expression of type $DATE$. This is permitted for example if class $DATE$ specifies a conversion procedure from $TUPLE\ [INTEGER, STRING, INTEGER]$.

*End***8.15.14 Validity: Expression convertibility****Validity code:** *VYEC*

An expression exp of type U **converts to** an entity ent of type T if and only if U converts to T through a conversion feature $conv$ satisfying either of the following two conditions:

- 1 $conv$ is precondition-free.
- 2 exp statically satisfies the precondition.

8.15.15 Definition: Statically satisfied precondition

A feature precondition is **statically satisfied** if it satisfies any of the following conditions:

- 1 It applies to a boolean, character, integer or real expression involving only constants, states that the expression equals a specific constant value or (in the last three cases) belongs to a specified interval, and holds for that value or interval.

- 2 It applies to the type of an expression, states that it must be one of a specified set of types, and holds for that type.

Informative text

The “constants” of the expression can be manifest constants, or they can be constant actual arguments to a routine — possibly the unfolded form of an assignment, as in `of_type_NATURAL_8 := 1`, whose semantics is that of `create_of_type_natural.from_INTEGER (1)`. Without the notion of “statically satisfied precondition” such instructions would be invalid because `from_INTEGER` in class `NATURAL_8` has a precondition (not every integer is representable as a `NATURAL_8`), and arbitrary preconditions are not permitted for conversion features. This would condemn us to the tedium of writing `{NATURAL_8} 1` and the like for every such case, and would be regrettable since `1` is as a matter of fact acceptable as a `NATURAL_8`. So the definition of expression convertibility permits a “statically satisfied” precondition, making such cases valid.

It would be possible to generalize the definition by making permissible any precondition that can be assessed statically. But this would leave too much initiative to individual compilers: a “smarter” compiler might accept a precondition that another rejects, leading to incompatibilities. It was judged preferable to limit the rule to the two cases known to be important in practice; if others appear in the future, the rule will be extended.

End

8.15.16 Validity: Precondition-free routine

Validity code: **VYPF**

A feature *r* of a class *C* is **precondition-free** if it is either:

- 1 Immediate in *C*, with either no **Precondition** clause or one consisting of a single **Assertion_clause** (introduced by **require**) whose **Boolean_expression** is the constant *True*.
- 2 Inherited, and such that every precursor of *r* is (recursively) precondition-free, or *r* is redeclared in *C* with a **Precondition** consisting of a single **Assertion_clause** (introduced by **require else**) whose **Boolean_expression** is the constant *True*.

Informative text

A feature is “immediate” if it is declared in the class itself. In the other case, “inherited” feature, it’s OK if the feature had a precondition in the parent, but then the class must redeclare it with a clause **require else True**. A simple **require** without the **else** is not permitted in this case.

A “precursor” of an inherited routine is its version in a parent; there may be more than one as a result of feature merging and repeated inheritance.

End

Informative text

No specific validity rule limits our ability to include a **convert** mark in an **Alias** as long as it applies to a feature with one argument and an **Operator** alias. Of course in an example such as `your_integer + your_real` we expect the argument type *AT*, here *REAL*, to include a feature with the given operator, here `+`, and the target type *CT*, here *INTEGER*, to convert to *AT*. But we don’t require this of *all* types to which *CT* converts, because:

- This would have to be checked for every new type (since *CT* may convert to *AT* not only through its own “from” specification but also through a “to” specification in *AT*).
- In any case, it would be too restrictive: *INTEGER* may well convert to a certain type *AT* for which we don’t use target conversion.

Instead, the validity constraints will simply rule out individual *calls* that would require target conversion if the proper conditions are not met. For example if *REAL* did not have a function specifying **alias** `+` and accepting an integer argument, or if *INTEGER* did not convert to *REAL*, the expression would be invalid.

Remarkably, there is no need for any special validity rule to enforce these properties. All we'll need is the definition of **target-converted form of a binary expression** in the discussion of expressions. The target-converted form of $x + y$ (or a similar expression for any other binary operator) is $x + y$ itself unless *both* of the following properties hold:

- The declaration of “+” for the type of x specifies **convert**.
- The type of y does **not** conform or convert to the type of the argument of the associated function, here *plus*, so that the usual interpretation of the expression as shorthand for $x.\textit{plus}(y)$ cannot possibly be valid. This is critical since we don't want any ambiguity: either the usual interpretation or the targeted conversion should be valid, but not both.

Under these conditions the targeted-converted form is $(\{TY\} [x]) + y$, using as first operand the result of converting x to the type TY of y . Then:

- The target-converted form is only valid if TY has a feature with the “+” alias, and y is acceptable as an argument of this call. The beauty of this is that we don't need any new validity rule: if any of this condition is not met, the normal validity rules on expressions (involving, through the notion of Equivalent Dot Form, the rules on calls) will make it illegal.
- We don't need any specific semantic rule either: the normal semantic rules, applied to the target-converted form, yield exactly what we need.

End

8.16 Repeated inheritance

Informative text

Inheritance may be **multiple**: a class may have any number of parents. A more restrictive solution would limit the benefits of inheritance, so central to object-oriented software engineering.

Because of multiple inheritance, it is possible for a class to be a descendant of another in more than one way. This case is known as **repeated** inheritance; it raises interesting issues and yields useful techniques, which the following discussion reviews in detail.

End

8.16.1 Definition: Repeated inheritance, ancestor, descendant

Repeated inheritance occurs whenever (as a result of multiple inheritance) two or more of the ancestors of a class D have a common parent A .

D is then called a **repeated descendant** of A , and A a **repeated ancestor** of D .

8.16.2 Semantics: Repeated Inheritance rule

Let D be a class and B_1, \dots, B_n ($n \geq 2$) be parents of D based on classes having a common ancestor A . Let f_1, \dots, f_n be features of these respective parents, all having as one of their seeds the same feature f of A . Then:

- 1 Any subset of these features inherited by D under the same final name in D yields a single feature of D .
- 2 Any two of these features inherited under a different name yield two features of D .

Informative text

This is the basic rule allowing us to make sense and take advantage of inheritance, based on the programmer-controlled naming policy: inheriting two features under the same name yields a single feature, inheriting them under two different names yield two features.

End

8.16.3 Definition: Sharing, replication

A repeatedly inherited feature is **shared** if case 1 of the Repeated Inheritance rule applies, and **replicated** if case 2 applies.

8.16.4 Validity: Call Sharing ruleValidity code: **VMCS**

It is valid for a feature *f* repeatedly inherited by a class *D* from an ancestor *A*, such that *f* is shared under repeated inheritance and not redeclared, to involve a feature *g* of *A* other than as the feature of a qualified call if and only if *g* is, along the corresponding inheritance paths, also shared.

Informative text

If *g* were duplicated, there would be no way to know which version *f* should call, or evaluate for the assignment. The “selected” version, discussed below, is not necessarily the appropriate one.

End

8.16.5 Semantics: Replication Semantics rule

Let *f* and *g* be two features both repeatedly inherited by a class *A* and both replicated under the Repeated Inheritance rule, with two respective sets of different names: *f1* and *f2*, *g1* and *g2*.

If the version of *f* in *D* is the original version from *A* and either contains an unqualified call to *g* or (if *f* is an attribute) is the target of an assignment whose source involves *g*, the *f1* version will use *g1* for that call or assignment, and the *f2* version will use *g2*.

Informative text

This rule (which, unlike other semantic rules, clarifies a special case rather than giving the general semantics of a construct) tells us how to interpret calls and assignments if two separate replications have proceeded along distinct inheritance paths.

End

8.16.6 Syntax: Select clauses

Select \triangleq **select** **Feature_list**

Informative text

The **Select** subclause serves to resolve any ambiguities that could arise, in dynamic binding on polymorphic targets declared statically of a repeated ancestor’s type, when a feature from that type has two different versions in the repeated descendant.

End

8.16.7 Validity: Select Subclause ruleValidity code: **VMSS**

A **Select** subclause appearing in the parent part for a class *B* in a class *D* is valid if and only if, for every **Feature_name** *fname* in its **Feature_list**, *fname* is the final name in *D* of a feature that has two or more potential versions in *D*, and *fname* appears only once in the **Feature_list**.

Informative text

This rule restricts the use of **Select** to cases in which it is meaningful: two or more “potential versions”, a term which also has its own precise definition. We will encounter next, in the Repeated Inheritance Consistency constraint, the converse requirement that if there is such a conflict a **Select** *must* be provided.

End

8.16.8 Definition: Version

A feature *g* from a class *D* is a **version** of a feature *f* from an ancestor of *D* if *f* and *g* have a seed in common.

8.16.9 Definition: Multiple versions

A class D has n versions ($n \geq 2$) of a feature f of an ancestor A if and only if n of its features, all with different final names in D , are all versions of f .

8.16.10 Validity: Repeated Inheritance Consistency constraintValidity code: **VMRC**

It is valid for a class D to have two or more versions of a feature f of a proper ancestor A if and only if it satisfies one of the following conditions:

- 1 There is at most one conformance path from D to A .
- 2 There are two or more conformance paths, and the **Parent** clause for exactly one of them in D has a **Select** clause listing the name of the version of f from the corresponding parent.

8.16.11 Definition: Dynamic binding version

For any feature f of a type T and any type U conforming to T , the **dynamic binding version** of f in U is the feature g of U defined as follows:

- 1 If f has only one version in U , then g is that feature.
- 2 If f has two or more versions in U , then the Repeated Inheritance Consistency constraint ensures that either exactly one conformance path exists from U to T , in which case g is the version of f in U obtained along that path, or that a **Select** subclause name a version of f , in which case g is that version.

8.16.12 Definition: Inherited features

Let D be a class. Let precursors be the list obtained by concatenating the lists of features of every parent of D ; this list may contain duplicates in the case of repeated inheritance. The list inherited of **inherited features** of D is obtained from precursors as follows:

- 1 In the list precursors, for any set of two or more elements representing features that are repeatedly inherited in D under the same name, so that the Repeated Inheritance rule yields sharing, keep only one of these elements. The Repeated Inheritance Consistency constraint (sharing case) indicates that these elements must all represent the same feature, so that it does not matter which one is kept.
- 2 For every feature f in the resulting list, if D undefines f , replace f by a deferred feature with the same signature, specification and header comment.
- 3 In the resulting list, for any set of deferred features with the same final name in D , keep only one of these features, with assertions and header comment joined as per the Join Semantics rule. (Keep the signature, which the Join rule requires to be the same for all the features involved after possible redeclaration.)
- 4 In the resulting list, remove any deferred feature such that the list contains an effective feature with the same final name. (This is the case in which a feature f , inherited as effective, effects one or more deferred features: of the whole group, only f remains.)
- 5 All the features of the resulting list have different names; they are the inherited features of D in their parent forms. From this list, produce a new one by replacing any feature that D redeclares (through redefinition or effecting) with the result of the redeclaration, and retaining any other feature as it is.
- 6 The result is the list inherited of inherited features of D .

8.16.13 Semantics: Join-Sharing Reconciliation rule

If a class inherits two or more features satisfying both the conditions of sharing under the Repeated Inheritance rule and those of the Join rule, the applicable semantics is the Repeated Inheritance rule.

8.16.14 Definition: Precursor

A **precursor** of an inherited feature of final name fname is any parent feature — appearing in the list precursors obtained through case 1 of the definition of “Inherited features” — that the feature mergings resulting from the subsequent cases reduce into a feature of name fname.

8.16.15 Validity: Feature Name rule**Validity code:** *VMFN*

It is valid for a feature *f* of a class *C* to have a certain final name if and only if it satisfies the following conditions:

- 1 No other feature of *C* has that same feature name.
- 2 If *f* is shared under repeated inheritance, its precursors all have either no **Alias** or the same alias.

Informative text

Condition 1 follows from other rules: the Feature Declaration rule, the Redefinition rule and the rules on repeated inheritance. It is convenient to state it as a separate condition, as it can help produce clear error messages in some cases of violation.

Two feature names are “the same” if the lower-case version of their identifiers is the same.

The important notion in this condition is “**other feature**”, resulting from the above definition of “inherited features”. When do we consider *g* to be a feature “other” than *f*? This is the case whenever *g* has been declared or redeclared distinctly from *f*, unless the definition of inherited features causes the features to be merged into just one feature of *C*. Such merging may only happen as a result of sharing features under repeated inheritance, or of joining deferred features.

Also, remember that if *C* redeclares an inherited feature (possibly resulting from the joining of two or more), this does not introduce any new (“other”) feature. This was explicitly stated by the definition of “introducing” a feature.

Condition 2 complements these requirements by ensuring that sharing doesn’t inadvertently give a feature more than one alias.

The Feature Name rule crowns the discussion of inheritance and feature adaptation by unequivocally implementing the No Overloading Principle: no two features of a class may have the same name. The only permissible case is when the name clash is apparent only, but in reality the features involved are all the same feature under different guises, resulting from a join or from sharing under repeated inheritance.

*End***8.16.16 Validity: Name Clash rule****Validity code:** *VMNC*

The following properties govern the names of the features of a class *C*:

- 1 It is invalid for *C* to introduce two different features with the same name.
- 2 If *C* introduces a feature with the same name as a feature it inherits as effective, it must rename the inherited feature.
- 3 If *C* inherits two features as effective from different parents and they have the same name, the class must also (except under sharing for repeated inheritance) remove the name clash through renaming.

Informative text

This is not a new constraint but a set of properties that follow from the Feature Name rule and other rules. Instead of Eiffel’s customary “This is valid if and only if ...” style, more directly useful to the programmer since it doesn’t just tell us how to mess things up but also how to produce guaranteeably *valid* software, the Name Clash rule is of the more discouraging form “You may not validly write ...”. It does, however, highlight frequently applicable consequences of the naming policy, and compilers may take advantage of it to report naming errors.

End

8.17 Control structures

Informative text

The previous discussions have described the “bones” of Eiffel software: the module and type structure of systems. Here we begin studying the “meat”: the elements that govern the execution of applications.

Control structures are the constructs used to schedule the run-time execution of instructions. There are four of them: sequencing (compound), conditional, multi-branch choice and loop. A complementary construct is the **Debug** instruction.

As made clear by the definition of “non-exception semantics” in the semantic rule for **Compound**, which indirectly governs all control structures (since all instructions are directly or indirectly part of a **Compound**), the default semantics assumes that none of the instructions executed as part of a control structure triggers an *exception*. If an exception does occur, the normal flow of control is interrupted, as described by the rules of exception handling in the discussion of this topic.

End

8.17.1 Semantics: Compound (non-exception) semantics

The effect of executing a **Compound** is:

- If it has zero instructions: to leave the state of the computation unchanged.
- If it has one or more instructions: to execute the first instruction of the **Compound**, then (recursively) to execute the **Compound** obtained by removing the first instruction.

This specification, the **non-exception semantics** of **Compound**, assumes that no *exception* is *triggered*. If the execution of any of the instructions triggers an exception, the Exception Semantics rule takes effect for the rest of the **Compound**’s instructions.

Informative text

Less formally, this means executing the constituent instructions in the order in which they appear in the **Compound**, each being started only when the previous one has been completed.

Note that a **Compound** can be empty, in which case its execution has no effect. This is useful for examples when refactoring the branches of a **Conditional**: you might temporarily remove all the instructions of the **Else_part**, but not the **Else_part** itself yet as you think it may be needed later.

End

8.17.2 Syntax: Conditionals

Conditional \triangleq **if** **Then_part_list** [**Else_part**] **end**

Then_part_list \triangleq {**Then_part** **elseif** ...}⁺

Then_part \triangleq **Boolean_expression** **then** **Compound**

Else_part \triangleq **else** **Compound**

8.17.3 Definition: Secondary part

The **secondary part** of a **Conditional** possessing at least one **elseif** is the **Conditional** obtained by removing the initial “**if** **Then_part_list**” and replacing the first **elseif** of the remainder by **if**.

8.17.4 Definition: Prevailing immediately

The execution of a **Conditional** starting with **if** *condition*₁ is said to **prevail immediately** if *condition*₁ has value true.

8.17.5 Semantics: Conditional semantics

The effect of a **Conditional** is:

- If it prevails immediately: the effect of the first **Compound** in its **Then_part_list**.

- Otherwise, if it has at least one **elseif**: the effect (recursively) of its secondary part.
- Otherwise, if it has an **Else** part: the effect of the **Compound** in that **Else** part.
- Otherwise: no effect.

Informative text

Like the instruction studied next, the **Conditional** is a “multi-branch” choice instruction, thanks to the presence of an arbitrary number of **elseif** clauses. These branches do not have equal rights, however; their conditions are evaluated in the order of their appearance in the text, until one is found to evaluate to true. If two or more conditions are true, the one selected will be the first in the syntactical order of the clauses.

End

8.17.6 Definition: Inspect expression

The **inspect expression** of a **Multi_branch** is the expression appearing after the keyword **inspect**.

8.17.7 Syntax: Multi-branch instructions

Multi_branch \triangleq **inspect Expression** [**When_part_list**] [**Else_part**] **end**

When_part_list \triangleq **When_part**⁺

When_part \triangleq **when Choices then Compound**

Choices \triangleq {**Choice** ", ..."}⁺

Choice \triangleq **Constant** | **Manifest_type** | **Constant_interval** | **Type_interval**

Constant_interval \triangleq **Constant** ".." **Constant**

Type_interval \triangleq **Manifest_type** ".." **Manifest_type**

8.17.8 Definition: Interval

An **interval** is a **Constant_interval** or **Type_interval**.

8.17.9 Definition: Unfolded form of a multi-branch

To obtain the **unfolded form** of a **Multi_branch** instruction, apply the following transformations in the order given:

- 1 Replace every constant inspect value by its manifest value.
- 2 If the type *T* of the inspect expression is any sized variant of **CHARACTER**, **STRING** or **INTEGER**, replace every inspect value *v* by {*T*} *v*.
- 3 Replace every interval by its unfolded form.

Informative text

Step 2 enables us, with an inspect expression of a type such as **INTEGER_8**, to use constants in ordinary notation, such as **1**, rather than the heavier {**INTEGER_8**} **1**. Unfolded form constructs this proper form for us. The rules on constants make this convention safe: a value that doesn't match the type, such as **1000** here, will cause a validity error.

End

8.17.10 Definition: Unfolded form of an interval

The **unfolded form** of an interval **a..b** is the following (possibly empty) list:

- 1 If *a* and *b* are constants, both of either a character type, a string type or an integer type, and of manifest values *va* and *vb*: the list made up of all values *i*, if any, such that $va \leq i \leq vb$, using character, integer or lexicographical order respectively.
- 2 If *a* and *b* are both of type **TYPE [T]** for some *T*, and have manifest values *va* and *vb*: the list containing every **Manifest_type** of the system conforming to *vb* and to which *va* conforms.
- 3 If neither of the previous two cases apply: an empty list.

Informative text

The “manifest value” of a constant is the value that has been declared for it, ignoring any **Manifest_type**: for example both `1` and `{INTEGER_8} 1` have the manifest value 1.

The symbol `..` is not a special symbol of the language but an alias for a feature of the Kernel Library class **PART_COMPARABLE**, which for any partially or totally ordered set and yielding the set of values between a lower and an upper bound. Here, the bounds must be constant.

A note for implementers: type intervals such as `{U}..{T}`, denoting all types conforming to `T` and to which `U` conforms, may seem to raise difficult implementation issues: the set of types, which the unfolded form seems to require that we compute, is potentially large; the validity (Multi-Branch rule) requires that all types in the unfolded form be distinct, which seems to call for tricky computations of intersections between multiple sets; and all this may seem hard to reconcile with incremental compilation, since a type interval may include types from both our own software and externally acquired libraries, raising the question of what happens on delivery of a new version of such a library, possibly without source code. Closer examination removes these worries:

- There is no need actually to compute entire type intervals as defined by the unfolded form. Listing `{U}..{T}` simply means, when examining a candidate type `Z`, finding out whether `Z` conforms to `T` and `U` to `Z`.
- To ascertain that such a type interval does not intersect with another `{Y}..{X}`, the basic check is that `Y` does not conform to `T` and `U` does not conform to `X`.
- If we add a new set of classes and hence types to a previously validated system, a new case of intersection can only occur if either: a new type inherits from one of ours, a case that won't happen for a completely external set of reusable classes and, if it happens, should require re-validating since existing **Multi_branch** instructions may be affected; or one of ours inherits from a new type, which will happen only when we modify our software *after* receiving the delivery, and again should require normal rechecking.

*End***8.17.11 Validity: Interval rule****Validity code:** *VOIN*

An **Interval** is valid if and only if its unfolded form is not empty.

8.17.12 Definition: Inspect values of a multi-branch

The **inspect values** of a **Multi_branch** instruction are all the values listed in the **Choices** parts of the instruction's unfolded form.

Informative text

The set of inspect values may be infinite in the case of a string interval, but this poses no problem for either programmers or compilers, meaning simply that matches will be determined through lexicographical comparisons.

*End***8.17.13 Validity: Multi-branch rule****Validity code:** *VOMB*

A **Multi_branch** instruction is valid if and only if its unfolded form satisfies the following conditions.

- 1 Inspect values are all valid.
- 2 Inspect values are all constants.
- 3 The manifest values of any two inspect values are different.
- 4 If the inspect expression is of type `TYPE [T]` for some type `T`, all inspect values are types.
- 5 If case 4 does not apply, the inspect expression is one of the sized variants of **INTEGER**, **CHARACTER** or **STRING**.

8.17.14 Semantics: Matching branch

During execution, a **matching branch** of a **Multi_branch** is a **When_part** *wp* of its unfolded form, satisfying either of the following for the value *val* of its inspect expression:

- 1 *val* \sim *i*, where *i* is one of the non-**Manifest_type** inspect values listed in *wp*.
- 2 *val* denotes a **Manifest_type** listed among the choices of *wp*.

Informative text

The Multi-branch rule is designed to ensure that in any execution there will be at most one matching branch. In case 1, we look for object equality, as expressed by \sim . Strings, in particular, will be compared according to the function *is_equal* of **STRING**. A void value, even if type-wise permitted by the inspect expression, will never have a matching branch.

In case 2, we look for an exact type match, not just conformance. For conformance, we have type intervals: to match types conforming to some *T*, use $\{NONE\}.. \{T\}$; for types to which *T* conforms, use $\{T\}.. \{ANY\}$.

End

8.17.15 Semantics: Multi-Branch semantics

Executing a **Multi_branch** with a matching branch consists of executing the **Compound** following the **then** in that branch. In the absence of matching branch:

- 1 If the **Else_part** is present, the effect of the **Multi_branch** is that of the **Compound** appearing in its **Else_part**.
- 2 Otherwise the execution triggers an exception of type **BAD_INSPECT_VALUE**.

8.17.16 Syntax: Loops

Loop \triangleq **Initialization**

[**Invariant**]

Exit_condition

Loop_body

[**Variant**]

end

Initialization \triangleq **from** **Compound**

Exit_condition \triangleq **until** **Boolean_expression**

Loop_body \triangleq **loop** **Compound**

8.17.17 Semantics: Loop semantics

The effect of a **Loop** is the effect of executing the **Compound** of its **Initialization**, then its **Loop_body**.

The effect of executing a **Loop_body** is:

- If the **Boolean_expression** of the **Exit_condition** evaluates to true: no effect (leave the state of the computation unchanged).
- Otherwise: the effect of executing the **Compound** clause, followed (recursively) by the effect of executing the **Loop_body** again in the resulting state.

8.17.18 Syntax: Debug instructions

Debug \triangleq **debug** [("**Key_list** ")] **Compound** **end**

8.17.19 Semantics: Debug semantics

A language processing tool must provide an option that makes it possible to enable or disable **Debug** instructions, both globally and for individual keys of a **Key_list**. Such an option may be settable for an entire system, or for individual classes, or both.

Letter case is not significant for a debug key.

The effect of a **Debug** instruction depends on the mode that has been set for the current class:

- If the Debug option is on generally, or if the instruction includes a **Key_list** and the option is on for at least one of the keys in the list, the effect of the **Debug** instruction is that of its **Compound**.
- Otherwise the effect is that of a null instruction.

8.18 Attributes

Informative text

Attributes are one of the two kinds of feature.

When, in the declaration of a class, you introduce an attribute of a certain type, you specify that, for every instance of the class that may exist at execution time, there will be an associated value of that type.

Attributes are of two kinds: **variable** and **constant**. The difference affects what may happen at run time to the attribute's values in instances of the class: for a variable attribute, the class may include routines that, applied to a particular instance, will change the value; for a constant attribute, the value is the same for every instance, and cannot be changed at run time.

End

8.18.1 Syntax: Attribute bodies

Attribute \triangleq **attribute Compound**

Informative text

The **Compound** is empty in most usual cases, but it is required for an attribute of an attached type (including the case of an expanded type) that does not provide *default_create* as a creation procedure; it will then serve to initialize the corresponding field, on first use for any particular object, if that use occurs prior to an explicit initialization. To set that first value, assign to **Result** in the **Compound**.

Such a **Compound** is executed at most once on any particular object during a system execution.

End

8.18.2 Validity: Manifest Constant rule

Validity code: **VQMC**

A declaration of a feature *f* introducing a manifest constant is valid if and only if the **Manifest_constant** *m* used in the declaration matches the type *T* declared for *f* in one of the following ways:

- 1 *m* is a **Boolean_constant** and *T* is **BOOLEAN**.
- 2 *m* is a **Character_constant** and *T* is one of the sized variants of **CHARACTER** for which *m* is a valid value.
- 3 *m* is an **Integer_constant** and *T* is one of the sized variants of **INTEGER** for which *m* is a valid value.
- 4 *m* is a **Real_constant** and *T* is one of the sized variants of **REAL** for which *m* is a valid value.
- 5 *m* is a **Manifest_string** and *T* is one of the sized variants of **STRING** for which *m* is a valid value.
- 6 *m* is a **Manifest_type**, of the form **{Y}** for some type *Y*, and *T* is **TYPE[X]** for some stand-alone type *X* to which *Y* conforms.

Informative text

The “valid values” are determined by each basic type's semantics; for example **1000** is a valid value for **INTEGER_16** but not for **INTEGER_8**.

In case 6, we require the type listed in a **Manifest_type** **{Y}** to be *constant*, meaning that it does not involve any formal generic parameter or anchored type, as these may represent different types in different generic

derivations or different descendants of the original class. This would not be suitable for a constant attribute, which must have a single, well-defined value.

End

8.19 Objects, values and entities

Informative text

The execution of an Eiffel system consists of creating, accessing and modifying **objects**.

The following presentation discusses the structure of objects and how they relate to the syntactical constructs that denote objects in software texts: **expressions**. At run time, an expression may take on various *values*; every value is either an object or a reference to an object.

Among expressions, **entities** play a particular role. An entity is an identifier (name in the software text), meant at execution time to denote possible values. Some entities are **read-only**: the execution can't change their initial value. Others, called **variables**, can take on successive values during execution as a result of such operations as creation and assignment.

The description of objects and their properties introduces the *dynamic model* of Eiffel software execution: the run-time structures of the data manipulated by an Eiffel system.

End

8.19.1 Semantics: Type, generating type of an object; generator

Every run-time object is a direct instance of exactly one stand-alone type of the system, called the **generating type** of the object, or just "the type of the object" if there is no ambiguity.

The base class of the generating type is called the object's **generating class**, or **generator** for short.

8.19.2 Definition: Reference, void, attached, attached to

A **reference** is a value that is either:

- **Void**, in which case it provides no more information.
- **Attached**, in which case it gives access to an object. The reference is said to be **attached to** that object, and the object attached to the reference.

8.19.3 Semantics: Object principle

Every non-void value is either an object or a reference attached to an object.

8.19.4 Definition: Object semantics

Every run-time object has either **copy semantics** or **reference semantics**.

An object has copy semantics if and only if its generating type is an expanded type.

Informative text

This property determines the role of the object when used as source of an assignment: with copy semantics, it will be copied onto the target; with reference semantics, a reference will be reattached to it.

End

8.19.5 Definition: Non-basic class, non-basic type, field

Any class other than the basic types is said to be a **non-basic class**. Any type whose base class is non-basic is a **non-basic type**, and its instances are **non-basic objects**.

A direct instance of a non-basic type is a sequence of zero or more values, called **fields**. There is one field for every attribute of the type's base class.

8.19.6 Definition: Subobject, composite object

Any expanded field of an object is a **subobject** of that object.

An object that has a non-basic subobject is said to be **composite**.

8.19.7 Definition: Entity, variable, read-only

An **entity** is an **Identifier**, or one of two reserved words (**Current** and **Result**), used in one of the following roles:

- 1 Final name of an attribute of a class.
- 2 Local variable of a routine or **Inline_agent**, including **Result** for a query.
- 3 Formal argument of a routine or inline agent.
- 4 Object Test local.
- 5 **Current**, the predefined entity used to represent a reference to the current object (the target of the latest not yet completed routine call).

Names of non-constant attributes and local variables are **variable** entities, also called just **variables**. Constant attributes, formal arguments, Object Test locals and **Current** are **read-only** entities.

Informative text

Two kinds of operation, creation and reattachment, may modify the value of a variable (a non-constant attribute, part of category 1, or local variable, category 2. In the other four cases — constant attributes, formal arguments (3), Object Test locals (4) and **Current** (5) — you may not directly modify the entities, hence the name *read-only* entity.

The term “*constant* entity” wouldn’t do, not so much because you can modify the corresponding objects but because read-only entities (other than constant attributes) do change at run time: a qualified call reattaches **Current**, and any routine call reattaches the formal arguments.

Result appearing in the **Postcondition** of a constant attribute cannot be changed at execution time, but for simplicity is considered part of local variables in all cases anyway.

*End***8.19.8 Syntax: Entities and variables**

Entity \triangleq **Variable** | **Read_only**

Variable \triangleq **Variable_attribute** | **Local**

Variable_attribute \triangleq **Feature_name**

Local \triangleq **Identifier** | **Result**

Read_only \triangleq **Formal** | **Constant_attribute** | **Current**

Formal \triangleq **Identifier**

Constant_attribute \triangleq **Feature_name**

8.19.9 Validity: Entity rule

Validity code: **VEEN**

An occurrence of an entity **e** in the text of a class **C** (other than as the feature of a qualified call) is valid if and only if it satisfies one of the following conditions:

- 1 **e** is **Current**.
- 2 **e** is the final name of an attribute of **C**.
- 3 **e** is the local variable **Result**, and the occurrence is in a **Feature_body**, **Postcondition** or **Rescue** part of an **Attribute_or_routine** text for a query or an **Inline_agent** whose signature includes a result type.
- 4 **e** is **Result** appearing in the **Postcondition** of a constant attribute’s declaration.
- 5 **e** is listed in the **Identifier_list** of an **Entity_declaration_group** in a **Local_declarations** part of a feature or **Inline_agent** *fa*, and the occurrence is in a **Local_declarations**, **Feature_body** or **Rescue** part for *fa*.

- 6 *e* is listed in the **Identifier_list** of an **Entity_declaration_group** in a **Formal_arguments** part for a routine *r*, and the occurrence is in a declaration for *r*.
- 7 *e* is listed in the **Identifier_list** of an **Entity_declaration_group** in the **Agent_arguments** part of an **Agent** *a*, and the occurrence is in the **Agent_body** of *a*.
- 8 *e* is the Object-Test Local of an **Object_test**, and the occurrence is in its scope.

Informative text

“Other than as feature of a qualified call” excludes from the rule any attribute, possibly of another class, used as feature of a qualified call: in *a.b* the rule applies to *a* but not to *b*. The constraint on *b* is the General Call rule, requiring *b* to be the name of a feature in *D*’s base class.

End

8.19.10 Validity: Variable rule

Validity code: **VEVA**

A **Variable** entity *v* is valid in a class *C* if and only if it satisfies one of the following conditions:

- 1 *v* is the final name of a variable attribute of *C*.
- 2 *v* is the name of a local variable of the immediately enclosing routine or agent.

8.19.11 Definition: Self-initializing type

A type is **self-initializing** in a class *C* if it is one of:

- 1 A detachable type.
- 2 A self-initializing formal parameter.
- 3 An attached type (including expanded types and, as a special case of these, basic types) whose creation procedures include a version of *default_create* from *ANY* available for creation to *C*.

Informative text

A self-initializing type enables us to define a default initialization value:

- Use *Void* for a detachable type (case 1, the easiest but also the least interesting)
- Execute a creation instruction with the applicable version of *default_create* for the most interesting case: 3, attached types, including expanded types. This case also covers basic types, which all have a default value given by the following rule.

A “self-initializing formal parameter” (case 2) is a generic parameter, so we don’t exactly know which one of these three semantics will apply; but we do require, through the Generic Derivation rule, that any attached type used as actual generic parameter be self-initializing, meaning in this case that it will provide *default_create*.

In the definition, the “creation procedures” of a *type* are the creation procedures of its base *class* or, for a formal generic parameter, its “constraining creators”, the features listed as available for creation in its constraining type.

The more directly useful notion is that of a self-initializing *variable*, appearing below.

The term “self-initializing” is justified by the following semantic rule, specifying the actual initialization values for every self-initializing type.

End

8.19.12 Semantics: Default Initialization rule

Every self-initializing type *T* has a **default initialization value** as follows:

- 1 For a detachable type: a void reference.
- 2 For a self-initializing attached type: an object obtained by creating an instance of *T* through *default_create*.

- 3 For a self-initializing formal parameter: for every generic derivation, (recursively) the default initialization value of the corresponding actual generic parameter.
- 4 For **BOOLEAN**: the boolean value false.
- 5 For a sized variant of **CHARACTER**: null character.
- 6 For a sized variant of **INTEGER**: integer zero.
- 7 For a sized variant of **REAL**: floating-point zero.
- 8 For **POINTER**: a null pointer.
- 9 For **TYPED_POINTER**: an object representing a null pointer.

Informative text

This rule is the reason why everyone loves self-initializing types: whenever execution catches an entity that hasn't been explicitly set, it can (and, thanks to the Entity Semantics rule, will) set it to a well-defined default value. This idea gains extra flexibility, in the next definition, through the notion of attributes with an explicit initialization.

End

8.19.13 Definition: Self-initializing variable

A variable is **self-initializing** if one of the following holds:

- 1 Its type is a self-initializing type.
- 2 It is an attribute declared with an **Attribute** part such that the entity **Result** is properly set at the end of its **Compound**.

Informative text

If a variable is self-initializing, we don't need to worry about finding it with an undefined value at execution time: if it has not yet been the target of an attachment operation, automatic initialization can take over and set it to a well-defined default value. That value is, in case 1, the default value for its type, and in case 2 the result of the attribute's own initialization. That initialization must ensure that **Result** is "properly set" as defined next (partly recursively from the above definition) .

End

8.19.14 Definition: Evaluation position, precedes

An **evaluation position** is one of:

- In a **Compound**, one of its **Instruction** components.
- In an **Assertion**, one of its **Assertion_clause** components.
- In either case, a special **end position**.

A position **p** **precedes** a position **q** if they are both in the same **Compound** or **Assertion**, and either:

- **p** and **q** are both **Instruction** or **Assertion_clause** components, and **p** appears before **q** in the corresponding list.
- **q** is the end position and **p** is not.

Informative text

This notion is needed to ensure that entities are properly set before use.

In a compound **i1; i2; i3** we have four positions; **i1** precedes **i2**, **i3** and the end position, and so on.

The relation as defined only applies to **first-level** components of the compound: if *i2* itself contains a compound, for example if it is of the form **if c then i4; i5 end**, then *i4* is not an evaluation position of the outermost compound, and so has no “precedes” relation with any of *i1*, *i2* and *i3*.

End

8.19.15 Definition: Setter instruction

A **setter instruction** is an assignment or creation instruction.

If *x* is a variable, a setter instruction is a **setter for x** if its assignment target or creation target is *x*.

8.19.16 Definition: Properly set variable

At an evaluation position *ep* in a class *C*, a variable *x* is **properly set** if one of the following conditions holds:

- 1 *x* is self-initializing.
- 2 *ep* is an evaluation position of the **Compound** of a feature or **Inline_agent** of the **Internal** form, one of whose instructions precedes *ep* and is a setter for x.
- 3 *x* is a variable attribute, and is (recursively) properly set at the end position of every creation procedure of *C*.
- 4 *ep* is an evaluation position in a **Compound** that is part of an instruction *ep'*, itself belonging to a **Compound**, and *x* is (recursively) properly set at position *ep'*.
- 5 *ep* is in a **Postcondition** of a routine or **Inline_agent** of the **Internal** form, and *x* is (recursively) properly set at the end position of its **Compound**.
- 6 *ep* is an **Assertion_clause** containing **Result** in the **Postcondition** of a constant attribute

Informative text

The key cases are 2, particularly useful for local variables but also applicable to attributes, and 3, applicable to attributes when we cannot deduce proper initialization from the enclosing routine but find that every creation procedure will take care of it. Case 4 accounts for nested compounds. For assertions other than postconditions, which cannot use variables other than attributes, 3 is the only applicable condition. The somewhat special case 6 is a consequence of our classification of **Result** among local variables even in the **Postcondition** of a constant attribute.

As an artefact of the definition's phrasing, every variable attribute is “properly set” in any effective routine of a deferred class, since such a class has no creation procedures. This causes no problem since a failure to set the attribute properly will be caught, in the validity rule below, for versions of the routine in effective descendants.

End

8.19.17 Validity: Variable Initialization rule

Validity code: **VEVI**

It is valid for an **Expression**, other than the target of an **Assigner_call**, to be also a **Variable** if it is properly set at the evaluation position defined by the closest enclosing **Instruction** or **Assertion_clause**.

Informative text

This is the fundamental requirement guaranteeing that the value will be defined if needed.

Because of the definition of “properly set”, this requirement is pessimistic: some examples might be rejected even though a “smart” compiler might be able to prove, by more advanced control and data flow analysis, that the value will always be defined. But then the same software might be rejected by another compiler, less “smart” or simply using different criteria. On purpose, the definition limits itself to basic schemes that all compilers can implement.

If one of your software elements is rejected because of this rule, it's a sign that your algorithms fail to initialize a certain variable before use, or at least that the proper initialization is not clear enough. To correct the problem, you may:

- Add a version of *default_create* to the class, as creation procedure.

- Give the attribute a specific initialization through an explicit **Attribute** part that sets **Result** to the appropriate value.

End

8.19.18 Definition: Variable setting and its value

A **setting** for a variable x is any one of the following run-time events, defining in each case the **value** of the setting:

- 1 Execution of a setter for x . (*Value*: the object attached to x by the setter, or a void reference if none.)
- 2 If x is a variable attribute with an **Attribute** part: evaluation of that part, implying execution of its **Compound**. (*Value*: the object attached to **Result** at the end position of that **Compound**, or a void reference if none.)
- 3 If the type T of x is self-initializing: assignment to x of T 's default initialization value. (*Value*: that initialization value.)

Informative text

As a consequence of case 2, an attribute a that is self-initializing through an **Attribute** part ap is *not* set until execution of ap has reached its end position. In particular, it is not invalid (although definitely unusual and perhaps strange) for the instructions ap to use the value a : as with a recursive call in a routine, this will start the computation again at the beginning of ap . For attributes as for routines, this raises the risk of infinite recursion (perhaps higher for attributes since they have no arguments) and it is the programmer's responsibility to avoid this by ensuring that before a recursive call the context will have sufficiently changed to ensure eventual termination. No language rule can ensure this (in either the routine or attribute cases) since this would amount to solving the "halting problem", a provably impossible task.

Another consequence of the same observation is that if the execution of ap triggers an exception, and hence does not reach its end position, any later attempt to access a will also restart the execution of ap from the beginning. This might trigger the same exception, or succeed if the conditions of the execution have changed.

End

8.19.19 Definition: Execution context

At any time during execution, the current **execution context** for a variable is the period elapsed since:

- 1 For an attribute: the creation of the current object.
- 2 For a local variable: the start of execution of the current routine.

8.19.20 Semantics: Variable Semantics

The value produced by the run-time evaluation of a variable x is:

- 1 If the execution context has previously executed at least one setting for x : the value of the latest such setting.
- 2 Otherwise, if the type T of x is self-initializing: assignment to x of T 's default initialization value, causing a setting of x .
- 3 Otherwise, if x is a variable attribute with an **Attribute** part: evaluation of that part, implying execution of its **Compound** and hence a setting for x .
- 4 Otherwise, if x is **Result** in the **Postcondition** of a constant attribute: the value of the attribute.

Informative text

This rule is phrased so that the order of the first three cases is significant: if there's already been an assignment, no self-initialization is possible; and if T has a default value, the **Attribute** part won't be used.

The Variable Initialization rule ensures that one of these cases will apply, so that *x* will always have a well-defined result for evaluation. This property was our main goal, and its achievement concludes the discussion of variable semantics.

End

8.19.21 Semantics: Entity Semantics rule

Evaluating an entity yields a **value** as follows:

- 1 For **Current**: a value attached to the current object.
- 2 For a formal argument of a routine or **Inline_agent**: the value of the corresponding actual at the time of the current call.
- 3 For a constant attribute: the value of the associated **Manifest_constant** as determined by the Manifest Constant Semantics rule.
- 4 For an Object-Test Local: as determined by the Object-Test Local Semantics rule.
- 5 For a variable: as determined by the Variable Semantics rule.

Informative text

This rule concludes the semantics of entities by gathering all cases. It serves as one of the cases of the semantics of expressions, since an entity can be used as one of the forms of **Expression**.

The Object-Test Local Semantics rule appears in the discussion of the **Object_test** construct.

End

8.20 Creating objects

Informative text

The dynamic model, whose major properties were reviewed in the preceding presentations, is highly flexible; your systems may create objects and attach them to entities at will, according to the demands of their execution. The following discussion explores the two principal mechanisms for producing new objects: the **Creation_instruction** and its less frequently encountered sister, the **Creation_expression**.

A closely related mechanism — **cloning** — exists for duplicating objects. This will be studied separately, with the mechanism for copying the contents of an object onto another.

The creation constructs offer considerable flexibility, allowing you to rely on language-defined initialization mechanisms for all the instances of a class, but also to override these defaults with your own conventions, to define any number of alternative initialization procedures, and to let each creation instruction provide specific values for the initialization. You can even instantiate an entity declared of a generic type — a non-trivial problem since, for *x* declared of type **G** in a class **C** [**G**], we don't know what actual type **G** denotes in any particular case, and how one creates and initializes instances of that type.

In using all these facilities, you should never forget the methodological rule governing creation, as expressed by the following principle.

End

8.20.1 Semantics: Creation principle

Any execution of a creation operation must produce an object that satisfies the invariant of its generating class.

Informative text

Such is the theoretical role of creation: to make sure that any object we create starts its life in a state satisfying the corresponding invariant. The various properties of creation, reviewed next, are designed to ensure this principle.

End

8.20.2 Definition: Creation operation

A **creation operation** is a creation instruction or expression.

8.20.3 Validity: Creation Precondition rule

Validity code: **VGCP**

A **Precondition** of a routine *r* is **creation-valid** if and only if its unfolded form *uf* satisfies the following conditions:

- 1 The predefined entity **Current** does not appear in *uf*.
- 2 No **Unqualified_call** appears in *uf*.
- 3 Every feature whose final name appears in the *uf* is available to every class to which *r* is available for creation.

Informative text

This definition is not itself a validity constraint, but is used by condition 5 of the Creation Clause rule below; giving it a code as for a validity constraint enables compilers to provide a precise error message in case of a violation.

Requiring preconditions to be creation-valid will ensure that a creation procedure doesn't try to access, in the object being created, fields whose properties are not guaranteed before initialization.

The definition relies on the "unfolded form" of an assertion, which reduces it to a boolean expression with clauses separated by **and then**. Because the unfolded form uses the Equivalent Dot Form, condition 3 also governs the use of operators: with *plus alias* "+", the expression *a + b* will be acceptable only if the feature *plus* is available for creation as stated.

End

8.20.4 Syntax: Creators parts

Creators \triangleq **Creation_clause**⁺

Creation_clause \triangleq **create** [**Clients**] [**Header_comment**] **Creation_procedure_list**

Creation_procedure_list \triangleq {**Creation_procedure** ",..."}⁺

Creation_procedure \triangleq **Feature_name**

8.20.5 Definition: Unfolded creators part of a class

The **unfolded creators part** of a class *C* is a **Creators** defined as:

- 1 If *C* has a **Creators** part *c*: *c*.
- 2 If *C* is deferred: an empty **Creators** part.
- 3 Otherwise, a **Creators** part built as follows, *dc_name* being the final name in *C* of its version of *default_create* from *ANY*:

create

dc_name

Informative text

For generality the definition is applicable to any class, even though for a deferred class (case 2) it would be invalid to include a **Creators** part. This causes no problem since the rules never refer to a deferred class actually extended with its unfolded creators part.

Case 3 reflects the convention that an absent **Creators** part stands for **create dc_name** — normally **create default_create**, but *dc_name* may be another name if the class or one of its proper ancestors has renamed *default_create*.

End

8.20.6 Validity: Creation Clause ruleValidity code: **VGCC**

A **Creation_clause** in the unfolded creators part of a class **C** is valid if and only if it satisfies the following conditions, the last four for every **Feature_name** *cp_name* in the clause's **Feature_list**:

- 1 *C* is effective.
- 2 *cp_name* appears only once in the **Feature_list**.
- 3 *cp_name* is the final name of some procedure *cp* of *C*.
- 4 *cp* is not a once routine.
- 5 The precondition of *cp*, if any, is creation-valid.

Informative text

As a result of conditions 1 and 4, a creation procedure may only be of the **do** form (the most common case) or **External**.

The prohibition of **once** creation procedures in condition 4 is a consequence of the Creation principle: with a once procedure, the first object created would satisfy the invariant (assuming the creation procedure is correct), but subsequent creation instructions would not execute the call, and hence would limit themselves to the default initializations, which might not ensure the invariant.

As a corollary of condition 4, a class that has no explicit **Creators** part may not redefine *default_create* into a once routine, or inherit *default_create* as a once routine from one of its deferred parents. (Effective parents would themselves violate the condition and hence be invalid.)

*End***8.20.7 Definition: Creation procedures of a class**

The **creation procedures** of a class are all the features appearing in any **Creation_clause** of its unfolded creators part.

Informative text

If there is an explicit **Creators** part, the creation procedures are the procedures listed there. Otherwise there is only one creation procedure: the class's version of *default_create*.

The following property is a consequence of the definitions of "unfolded creators part" and "creation procedures of a class".

*End***8.20.8 Creation procedure property**

An effective class has at least one creation procedure.

Informative text

Those explicitly listed if any, otherwise *default_create*.

*End***8.20.9 Definition: Creation procedures of a type**

The **creation procedures** of a type *T* are:

- 1 If *T* is a **Formal_generic_name**, the constraining creators for *T*.
- 2 Otherwise, the creation procedures of *T*'s base class.

Informative text

The definition of case 2 is not good enough for case 1, because in the scheme **class D [G → CONST create cp1, cp2, ... end]** it would give us, as creation procedures of *G*, the creation procedures of *CONST*, and what we want is something else: the set of procedures *cp1*, *cp2*, ... specifically listed after *CONST* — the "constraining creators for *G*". These are indeed procedures of *CONST*, but they are not necessarily *creation*

procedures of *CONST*, especially since *CONST* can be deferred. What matters is that they must be creation procedures in any instantiatable descendant of *CONST* used as actual generic parameter for *G*.

End

8.20.10 Definition: Available for creation; general creation procedure

A creation procedure of a class *C*, listed in a *Creation_clause* *cc* of *C*'s *unfolded creators part*, is **available for creation** to the *descendants* of the classes given in the *Clients* restriction of *cc*, if present, and otherwise to all classes.

If there is no *Clients* restriction, the procedure is said to be a **general creation procedure**.

8.20.11 Syntax: Creation instructions

Creation_instruction \triangleq *create* [*Explicit_creation_type*] *Creation_call*

Explicit_creation_type \triangleq "{" *Type* "}"

Creation_call \triangleq *Variable* [*Explicit_creation_call*]

Explicit_creation_call \triangleq "." *Unqualified_call*

8.20.12 Definition: Creation target, creation type

The **creation target** (or just "target" if there is no ambiguity) of a *Creation_instruction* is the *Variable* of its *Creation_call*.

The **creation type** of a creation instruction, denoting the type of the object to be created, is:

- The *Explicit_creation_type* appearing (between braces) in the instruction, if present.
- Otherwise, the type of the instruction's *target*.

8.20.13 Semantics: Creation Type theorem

The *creation type* of a creation instruction is always *effective*.

8.20.14 Definition: Unfolded form of a creation instruction

Consider a *Creation_instruction* *ci* of creation type *CT*. The **unfolded form** of *ci* is a creation instruction defined as:

- 1 If *ci* has an *Explicit_creation_call*, then *ci* itself.
- 2 Otherwise, a *Creation_instruction* obtained from *ci* by making the *Creation_call* explicit, using as *feature name* the *final name* in *CT* of *CT*'s *version* of *ANY*'s *default_create*.

8.20.15 Validity: Creation Instruction rule

Validity code: *VGCI*

A *Creation_instruction* of creation type *CT*, appearing in a class *C*, is valid if and only if it satisfies the following conditions:

- 1 *CT* *conforms to* the *target*'s type.
- 2 The feature of the *Creation_call* of the instruction's *unfolded form* is *available for creation* to *C*.
- 3 That *Creation_call* is *argument-valid*.
- 4 *CT* is *generic-creation-ready*.

Informative text

In spite of its compactness, the Creation Instruction rule suffices in fact to capture all properties of creation instructions thanks to the auxiliary definitions of "creation type", "unfolded form" of both a *Creation_instruction* and a *Creators* part, "available for creation" and others. The rule captures in particular the following cases:

- The procedure-less form *create x* is valid only if *CT*'s version of *default_create* is available for creation to *C*; this is because in this case the unfolded form of the instruction is *create x. dc_name*, where *dc_name* is *CT*'s name for *default_create*. On *CT*'s side the condition implies that there is either no *Creators* part (so that *CT*'s own unfolded form lists *dc_name* as creation procedure), or that it has one making it

available for creation to *C* (through a **Creation_clause** with either no **Clients** specification or one that lists an ancestor of *C*).

- If *CT* is a **Formal_generic_name**, its creation procedures are those listed in the **create** subclause after the constraint. So **create x** is valid if and only if the local version of *default_create* is one of them, and **create x.cp (...)** only if *cp* is one of them.
- If *CT* is generically derived, and its base class needs to perform creation operations on targets of some of the formal generic types, the last condition (generic-creation readiness) ensures that the corresponding actual parameters are equipped with appropriate creation procedures.

The very brevity of this rule may make it less suitable for one of the applications of validity constraints: enabling compilers to produce precise diagnostics in case of errors. For this reason a complementary rule, conceptually redundant since it follows from the Creation Instruction rule, but providing a more explicit view, appears next. It is stated in “*only if*” style rather than the usual “*if and only if*” of other validity rules, since it limits itself to a set of necessary validity conditions.

End

8.20.16 Validity: Creation Instruction properties

Validity code: **VGCP**

A **Creation_instruction** *ci* of creation type *CT*, appearing in a class *C*, is valid only if it satisfies the following conditions, assuming *CT* is not a **Formal_generic_name** and calling *BCT* the base class of *CT* and *dc* the version of *ANY*'s *default_create* in *BCT*:

- 1 *BCT* is an effective class.
- 2 If *ci* includes a **Type** part, the type it lists (which is *CT*) conforms to the type of the instruction's target.
- 3 If *ci* has no **Creation_call**, then *BCT* either has no **Creators** part or has one that lists *dc* as one of the procedures available to C for creation.
- 4 If *BCT* has a **Creators** part which doesn't list *dc*, then *ci* has a **Creation_call**.
- 5 If *ci* has a **Creation_call** whose feature *f* is not *dc*, then *BCT* has a **Creators** part which lists *f* as one of the procedures available to *C* for creation.
- 6 If *ci* has a **Creation_call**, that call is argument-valid.

If *CT* is a **Formal_generic_name**, the instruction is valid only if it satisfies the following conditions:

- 7 *CT* denotes a constrained generic parameter.
- 8 The **Constraint** for *CT* specifies one or more procedures as constraining creators.
- 9 If *ci* has no **Creation_call**, one of the constraining creators is the **Constraint**'s version of *default_create* from *ANY*.
- 10 If *ci* has a **Creation_call**, one of the constraining creators is the feature of the Creation_call.

Informative text

Compiler writers may refer, in error messages, to either these “Creation Instruction Properties” or the earlier “Creation Instruction rule” of which they are consequences. For the language definition, **the official rule is the Creation Instruction rule**, which provides a necessary and sufficient set of validity conditions.

End

8.20.17 Semantics: Creation Instruction Semantics

The effect of a creation instruction of target x and creation type TC is the effect of the following sequence of steps, in order:

- 1 If there is not enough memory available for a new direct instance of *TC*, trigger an exception of type NO_MORE_MEMORY in the routine that attempted to execute the instruction. The remaining steps do not apply in this case.
- 2 Create a new direct instance of *TC*, with reference semantics if *CT* is a reference type and copy semantics if *CT* is an expanded type.

- 3 Call, on the resulting object, the feature of the **Unqualified_call** of the instruction's unfolded form.
- 4 Attach *x* to the object.

Informative text

The rules requires the *effect* described by this sequence of steps; it does not require that the implementation literally carry out the steps. In particular, if the target is expanded and has already been set to an object value, the implementation (in the absence of cycles in the client relation between expanded classes) may **not have to allocate new memory**; instead, it may be able simply to reuse the memory previously allocated to that object. (Because only expanded types conform to an expanded type, no references may exist to the previous object, and hence it is not necessary to preserve its value.) In that case, there will always at step 1 be “enough memory available for a new direct instance” — the memory being reused — and so the exception cannot happen.

One might expect, between steps 2 and 3, a step of *default initialization* of the fields of the new object, since this is the intuitive semantics of the language: integers initialized to zero, detachable references to void etc. There is no need, however, for such a step since the Variable Semantics rule implies that an attribute or other variable, unless previously set by an explicit attachment, is automatically set on first access. The rule implies for example that an integer field will be set to zero. More generally, the semantics of the language guarantees that in every run-time circumstance any object field and local variable, even if never explicitly assigned to yet, always has a well-defined value when the computation needs it.

About step 3, remember that the notion of “unfolded form” allows us to consider that every creation instruction has an **Unqualified_call**; in the procedure-less form **create** *x*, this is a call to *default_create*.

Also note the order of steps: attachment to the target *x* is the last operation. Until then, *x* retains its earlier value, void if *x* is a previously unattached reference.

In step 2, “not enough memory available” is a precise notion (the definition appears below); it means that even after possible *garbage collection* the memory available for the system's execution is not sufficient for the requested object creation.

End

8.20.18 Syntax: Creation expressions

Creation_expression \triangleq **create** **Explicit_creation_type** [**Explicit_creation_call**]

8.20.19 Definition: Properties of a creation expression

The **creation type** and **unfolded form** of a creation expression are defined as for a creation instruction.

8.20.20 Validity: Creation Expression rule

Validity code: **VGCE**

A **Creation_expression** of creation type *CT*, appearing in a class *C*, is valid if and only if it satisfies the following conditions:

- 1 The feature of the **Creation_call** of the expression's unfolded form is available for creation to *C*.
- 2 That **Creation_call** is argument-valid.
- 3 *CT* is generic-creation-ready.

8.20.21 Validity: Creation Expression Properties

Validity code: **VG CX**

A **Creation_expression** *ce* of creation type *CT*, appearing in a class *C*, is valid only if it satisfies the following conditions, assuming *CT* is not a **Formal_generic_name** and calling *BCT* the base class of *CT* and *dc* the version of *ANY*'s *default_create* in *BCT*:

- 1 *BCT* is an effective class.
- 2 If *ce* has no **Explicit_creation_call**, then *BCT* either has no **Creators** part or has one that lists *dc* as one of the procedures available to *C* for creation.
- 3 If *BCT* has a **Creators** part which doesn't list *dc*, then *ce* has an **Explicit_creation_call**.

4 If *ce* has an **Explicit_creation_call** whose feature *f* is not *dc*, then *BCT* has a **Creators** part which lists *f* as one of the procedures available to *C* for creation.

5 If *ce* has an **Explicit_creation_call**, that call is argument-valid.

If *CT* is a **Formal_generic_name**, the expression is valid only if it satisfies the following conditions:

6 *CT* denotes a constrained generic parameter.

7 The **Constraint** for *CT* specifies one or more procedures as constraining creators.

8 If *ce* has no **Creation_call**, one of the constraining creators is the **Constraint's** version of default_create from *ANY*.

9 If *ce* has a **Creation_call**, one of the constraining creators is the feature of the **Creation_call**.

Informative text

As with the corresponding "Creation Instruction Properties", this is not an independent rule but a set of properties following from previous constraints, expressed with more detailed requirements that may be useful for error reporting by compilers.

End

8.20.22 Semantics: Creation Expression Semantics

The value of a creation expression of creation type *TC* is — except if step 1 below triggers an exception, in which case the expression has no value — a value attached to a new object as can be obtained through the following sequence of steps:

- 1 If there is not enough memory available for a new direct instance of *TC*, trigger an exception of type *NO_MORE_MEMORY* in the routine that attempted to execute the expression. In this case the expression has no value and the remaining steps do not apply.
- 2 Create a new direct instance of *TC*, with reference semantics if *CT* is a reference type and copy semantics if *CT* is an expanded type.
- 3 Call, on the resulting object, the feature of the **Unqualified_call** of the expression's unfolded form.

Informative text

The notes appearing after the Creation Instruction Semantics rule also apply here.

End

8.20.23 Definition: Garbage Collection, not enough memory available

Authors of Eiffel implementation are required to provide **garbage collection**, defined as a mechanism that can reuse for allocating new objects the memory occupied by unreachable objects, guaranteeing the following two properties:

- 1 *Consistency*: the garbage collector never reclaims an object unless it is unreachable.
- 2 *Completeness*: no allocation request for an object of a certain size *s* will fail if there exists an unreachable object of size $\geq s$.

Not enough memory available for a certain size *s* means that even after possible application of the garbage collection mechanism the memory available to the program is not sufficient for allocating an object of size *s*.

8.21 Comparing and duplicating objects

Informative text

The just studied **Creation** instruction is the basic language mechanism for obtaining new objects at run time; it produces fresh direct instances of a given class, initialized from scratch.

Sometimes you will need instead to copy the contents of an existing object onto those of another. This is the **copying** operation.

A variant of copying is **cloning**, which produces a fresh object by duplicating an existing one.

For both copying and cloning, the default variants are “shallow”, affecting only one object, but **deep** versions are available to duplicate an object structure recursively.

A closely related problem is that of *comparing* two objects for shallow or deep equality.

The copying, cloning and comparison operations rely on only one language construct (the object equality operator \sim) and are entirely defined through language constructs but through routines that developer-defined classes inherit from the universal class *ANY*. This makes it possible, through feature redefinitions, to adapt the semantics of copying, cloning and comparing objects to the specific properties of any class.

End

8.21.1 Object comparison features from *ANY*

The features whose contract views appear below are provided by class *ANY*.

```

frozen default_is_equal (other: ANY): BOOLEAN
    -- Is other attached to object field-by-field equal
    -- to current object?

ensure
    same_type: Result implies same_type (other)
    symmetric: Result = other.default_is_equal (Current)
    consistent: Result implies is_equal (other)

is_equal (other: ANY): BOOLEAN
    -- Is other attached to object considered equal
    -- to current object?

ensure
    same_type: Result implies same_type (other)
    symmetric: Result = other.is_equal (Current)
    consistent: default_is_equal (other) implies Result
  
```

The original version of *is_equal* in *ANY* has the same effect as *default_is_equal*.

Informative text

These are the two basic object comparison operations. The difference is that *default_is_equal* is frozen, always returning the value of field-by-field identity comparison (for non-void *other*); any class may, on the other hand, redefine *is_equal*, in accordance with the pre- and postcondition, to reflect a more specific notion of equality.

Both functions take an argument of an attached type, so there is no need to consider void values.

End

8.21.2 Syntax: Equality expressions

Equality \triangleq **Expression Comparison Expression**

Comparison \triangleq "=" | "/=" | "~" | "/~"

8.21.3 Semantics: Equality Expression Semantics

The **Boolean_expression** $e \sim f$ has value true if and only if the values of e and f are both attached and such that $e.is_equal(f)$ holds.

The **Boolean_expression** $e = f$ has value true if and only if the values of e and f are one of:

- 1 Both void.
- 2 Both attached to the same object with reference semantics.
- 3 Both attached to objects with copy semantics, and such that $e \sim f$ holds.

Informative text

The form with \sim always denotes object equality. The form with $=$ denotes reference equality if applicable, otherwise object equality. Both rely, for object equality, on function *is_equal* — the version that can be redefined locally in any class to account for a programmer-defined notion of object equality adapted to the specific semantics of the class.

*End***8.21.4 Semantics: Inequality Expression Semantics**

The expression $e \neq f$ has value true if and only if $e = f$ has value false.

The expression $e \sim f$ has value true if and only if $e \sim f$ has value false.

8.21.5 Copying and cloning features from ANY

The features whose contract views appear below are provided by class *ANY* as secret features.

```

copy (other: ANY)
    -- Update current object using fields of object
    -- attached to other, to yield equal objects.
    require
        same_type: other.same_type (Current)
    ensure
        equal: is_equal (other)
    frozen default_copy (other: ANY)
        -- Update current object using fields of object
        -- attached to other, to yield identical objects.
        require
            same_type: other.same_type (Current)
        ensure
            equal: default_is_equal (other)
    frozen cloned: like Current
        -- New object equal to current object
        -- (relies on copy)
        ensure
            equal: is_equal (Result)
    frozen default_cloned: like Current
        -- New object equal to current object
        -- (relies on default_copy)
        ensure
            equal: default_is_equal (Result)

```

The original versions of *copy* and *cloned* in *ANY* have the same effect as *default_copy* and *default_cloned* respectively.

Informative text

Procedure *copy* is called in the form *x.copy* (*y*) and overrides the fields of the object attached to *x*. Function *cloned* is called as *x.cloned* and returns a new object, a “clone” of the object attached to *x*. These features can be adapted to a specific notion of copying adapted to any class, as long as they produce a result equal to the source, in the sense of the — also redefinable — function *is_equal*. You only have to redefine *copy*, since *cloned* itself is frozen, with the guarantee that it will follow any redefined version of *copy*; the semantics of *cloned* is to create a new object and apply *copy* to it.

In contrast, *default_copy* and *default_cloned*, which produce field-by-field identical copies of an object, are frozen and hence always yield the original semantics as defined in *ANY*.

All these features are **secret in their original class** *ANY*. The reason is that exporting copying and cloning may violate the intended semantics of a class, and concretely its invariant. For example the correctness of a class may rely on an invariant property such as

some_circumstance **implies** (*some_attribute* = *Current*)

stating that under *some_circumstance* (a boolean property) the field corresponding to *some_attribute* is cyclic (refers to the current object itself). Copying or cloning an object will usually not preserve such a property. The class should then definitely not export *default_copy* and *default_cloned*, and should not export *copy* and *cloned* unless it redefines *copy* in accordance with this invariant; such redefinition may not be possible or desirable. Because these features are secret by default, software authors must decide, class by class, whether to re-export them.

End

8.21.6 Deep equality, copying and cloning

The feature *is_deep_equal* of class *ANY* makes it possible to compare object structures recursively; the features *deep_copy* and *deep_cloned* duplicate an object structure recursively.

Informative text

The default versions of the earlier features — *default_is_equal*, *default_copy*, *default_cloned* and the original versions of their non-*default* variants — are “shallow”: they compare or copy only one source object. The “deep” versions recursively compare or copy entire object structures.

Detailed descriptions of the “deep” features appear in the specification of *ELKS*.

End

8.22 Attaching values to entities

Informative text

At any instant of a system’s execution, every entity of the system has a certain attachment status: it is either attached to a certain object, or void (attached to no object). Initially, all entities of reference types are void; one of the effects of a **Creation instruction** is to attach its target to an object.

The attachment status of an entity may change one or more times during system execution through a **attachment** operations, in particular:

- The association of an actual argument of a routine to the corresponding formal argument at the time of a call.
- The **Assignment** instruction, which may attach an entity to a new object, or remove the attachment.

The validity and semantic properties of these two mechanisms are essentially the same; we study them jointly here.

End

8.22.1 Definition: Reattachment, source, target

A **reattachment** operation is one of:

- 1 An **Assignment** *x* := *y*; then *y* is the attachment’s source and *x* its target.
- 2 The run-time association, during the execution of a routine call, of an actual argument (the source) to the corresponding formal argument (the target).

Informative text

We group assignment and argument passing into the same category, reattachment, because their validity and semantics are essentially the same:

- Validity in both cases is governed by the type system: the source must conform to the target's type, or at least convert to it. The Conversion principle guarantees that these two cases are exclusive.
- The semantics in both cases is to attach the target to the value of the source or a copy of that value.

*End***8.22.2 Syntax: Assignments**

Assignment \triangleq **Variable** "!=" **Expression**

8.22.3 Validity: Assignment ruleValidity code: **VBAR**

An **Assignment** is valid if and only if its source expression is compatible with its target entity.

Informative text

To be "compatible" means to conform or convert.

This also applies to actual-formal association: the actual argument in a call must conform or convert to the formal argument. The applicable rule is **argument validity**, part of the general discussion of call validity.

*End***8.22.4 Semantics: Reattachment principle**

After a reattachement to a target entity t of type TT , the object attached to t , if any, is of a type conforming to TT .

8.22.5 Semantics: Attaching an entity, attached entity

Attaching an entity e to an object O is the operation ensuring that the value of e becomes **attached to** O .

Informative text

Although it may seem tautological at first, this definition simply relates the two terms "attach", denoting an operation that can change an entity, and "attached to an object", denoting the state of such an entity — as determined by such operations. These are key concepts of the language since:

- A reattachment operation (see next) may "attach" its target to a certain object as defined by the semantic rule; a creation operation creates an object and similarly "attaches" its creation target to that object.
- Evaluation of an entity, per the Entity Semantics rule, uses (partly directly, partly by depending on the Variable Semantics rule and through it on the definition of "value of a variable setting") the object *attached* to that entity. This is only possible by ensuring, through other rules, that prior to any such attempt on a specific entity there will have been operations to "attach" the entity or make it void.

*End***8.22.6 Semantics: Reattachment Semantics**

The effect of a reattachment of source expression $source$ and target entity $target$ is the effect of the first of the following steps whose condition applies:

- 1 If $source$ converts to $target$: perform a conversion attachment from $source$ to $target$.
- 2 If the value of $source$ is a void reference: make $target$'s value void as well.
- 3 If the value of $source$ is attached to an object with copy semantics: create a clone of that object, if possible, and attach $target$ to it.
- 4 If the value of $source$ is attached to an object with reference semantics: attach $target$ to that object.

Informative text

As with other semantic rules describing the “effect” of a sequence of steps, only that effect counts, not the exact means employed to achieve it. In particular, the creation of a clone in step 3 is — as also noted in the discussion of creation — often avoidable in practice if the target is expanded and already initialized, so that the instruction can reuse the memory of the previous object.

Case 1 indicates that a conversion, if applicable, overrides all other possibilities. In those other cases, it follows from the Assignment rule that *source* must **conform** to *target*.

Case 2 is, from the validity rules, possible only if both *target* and *source* are declared of *detachable* types.

In case 3, a “clone” of an object is obtained by application of the function *cloned* from *ANY*; expression conformance ensures that *cloned* is available (exported) to the type of *target*; otherwise, cloning could produce an inconsistent object.

The cloning might be impossible for lack of memory, in which case the semantics of the cloning operation specifies triggering an exception, of type *NO_MORE_MEMORY*. As usual with exceptions, the rest of case 3 does not then apply.

In case 4 we simply reattach a reference. Because of the validity rules (no reference type conforms to an expanded type), the target must indeed be of a reference type.

This rule defines the *effect* of a construct through a sequence of cases, looking for the first one that matches. As usual with semantic rules, this only specifies the result, but does not imply that the implementation must try all of them in order.

End

8.22.7 Semantics: Assignment Semantics

The effect of a reassignment $x := y$ is determined by the Reattachment Semantics rule, with source *y* and target *x*.

Informative text

The other cases where Reattachment Semantics applies is actual-formal association, per step 5 of the General Call rule.

On the other hand, the semantics of **Object_test**, a construct which also allows a **Read_only** entity to denote the same value as an expression, is simple enough that it does not need to refer to reattachment.

End

8.22.8 Definition: Dynamic type

The **dynamic type** of an expression *x*, at some instant of execution, is the type of the object to which *x* is attached, or *NONE* if *x* is void.

8.22.9 Definition: Polymorphic expression; dynamic type and class sets

An expression that has two or more possible dynamic types is said to be **polymorphic**.

The set of possible dynamic types for an expression *x* is called the **dynamic type set** of *x*. The set of base classes of these types is called the **dynamic class set** of *x*.

8.22.10 Syntax: Assigner calls

Assigner_call \triangleq **Expression** **":"** **Expression**

Informative text

The left-hand side is surprisingly general: any expression. The validity rule will constrain it to be of a form that can be interpreted as a qualified call to a query, such as *x.a*, or *x.f(i, j)*; but the syntactic form can be different, using for example bracket syntax as in *a[i, j] := x*.

You could even use operator syntax, as in

$a + b := c$

assuming that, in the type of a , the function *plus* alias "+" has been defined with an assigner command, maybe a procedure *subtract*. Then the left side $a + b$ is just an abbreviation for the query call

$a.\textit{plus}(b)$

and the **Assigner_call** is just an abbreviation for the procedure call

$a.\textit{subtract}(c, b)$

End

8.22.11 Validity: Assigner Call rule

Validity code: **VBAC**

An **Assigner_call** of the form $\textit{target} := \textit{source}$, where \textit{target} and \textit{source} are expressions, is valid if and only if it satisfies the following conditions:

- 1 \textit{source} is compatible with \textit{target} .
- 2 The Equivalent Dot Form of \textit{target} is a qualified **Object_call** whose feature has an assigner command.

8.22.12 Semantics: Assigner Call semantics

The effect of an **Assigner_call** $\textit{target} := \textit{source}$, where the Equivalent Dot Form of \textit{target} is $x.f$ or $x.f(\textit{args})$ and f has an assigner command p , is, respectively, $x.p(\textit{source})$ or $x.p(\textit{source}, \textit{args})$.

Informative text

This confirms that the construct is just an abbreviation for a procedure call.

End

8.23 Feature call

Informative text

In Eiffel's model of computation, the fundamental way to do something with an object is to apply to it an operation which — because the model is class-based, and behind every run-time object lurks some class of the system's text — must be a feature of the appropriate class.

This is feature call, one of the most important constructs in Eiffel's object-oriented approach, and the topic of the following discussions.

End

8.23.1 Validity: Call Use rule

Validity code: **VUCN**

A **Call** of feature f denotes:

- 1 If f is a query (attribute or a function): an expression.
- 2 If f is a procedure: an instruction.

8.23.2 Syntax: Feature calls

Call \triangleq **Object_call** | **Non_object_call**

Object_call \triangleq [**Target** "."] **Unqualified_call**

Unqualified_call \triangleq **Feature_name** [**Actuals**]

Target \triangleq **Local** | **Read_only** | **Call** | **Parenthesized_target**

Parenthesized_target \triangleq "(" **Expression** ")"

Non_object_call \triangleq "{" **Type** "}" "." **Unqualified_call**

Informative text

A call is most commonly of the form $a.b...$ where $a, b \dots$ are features, possibly with arguments. **Target** allows a **Call** to apply to an explicit target object (rather than the current object); it can itself be a **Call**, allowing multidot calls. Other possible targets are a local variable, a **Read_only** (including formal arguments and **Current**) a “non-object call” (studied below), or a complex expression written as a **Parenthesized_target** ((\dots)).

*End***8.23.3 Syntax: Actual arguments**

Actuals \triangleq "(" **Actual_list** ")"

Actual_list \triangleq {**Expression** "; " ...}⁺

8.23.4 Definition: Unqualified, qualified call

An **Object_call** is **qualified** if it has a **Target**, **unqualified** otherwise.

Informative text

In equivalent terms, a call is “unqualified” if and only if it consists of just an **Unqualified_call** component.

The call $f(a)$ is unqualified, $x.f(a)$ is qualified.

Another equivalent definition, which does not explicitly refer to the syntax, is that a call is qualified if it contains one or more dots, unqualified if it has no dots — counting only dots at the dot level, not those that might appear in arguments; for example $f(a.b)$ is unqualified.

*End***8.23.5 Definition: Target of a call**

Any **Object_call** has a **target**, defined as follows:

- 1 If it is qualified: its **Target component**.
- 2 If it is unqualified: **Current**.

Informative text

The target is an expression; in $a(b, c).d$ the target is $a(b, c)$ and in $(| a(b, c) + x |).d$ the target (case 1) is $a(b, c) + x$. In a multidot case the target includes the **Call** deprived of its last part, for example $x.f(args).g$ in $x.f(args).g.h(args1)$.

*End***8.23.6 Definition: Target type of a call**

Any **Call** has a **target type**, defined as follows:

- 1 For an **Object_call**: the type of its target. (In the case of an **Unqualified_call** this is the current type.)
- 2 For a **Non_object_call** having a type T as its **Type** part: T .

8.23.7 Definition: Feature of a call

For any **Call** the “**feature of the call**” is defined as follows:

- 1 For an **Unqualified_call**: its **Feature_name**.
- 2 For a qualified call or **Non_object_call**: (recursively) the feature of its **Unqualified_call** part.

Informative text

Case 1 tells us that the feature of $f(args)$ is f and the feature of g , an **Unqualified_call** to a feature without arguments, is g .

The term is a slight abuse of language, since *f* and *g* are feature names rather than features. The actual feature, deduced from the semantic rules given below and involving dynamic binding, is the dynamic feature of the call.

It follows from case 2 that the feature of a qualified call *x.f (args)* is *f*. The recursive phrasing addresses the multidot case: the feature of *x.f (args).g.h (args1)* is *h*.

End

8.23.8 Definition: Imported form of a Non_object_call

The **imported form** of a **Non_object_call** of **Type** *T* and feature *f* appearing in a class *C* is the **Unqualified_call** built from the original **Actuals** if any and, as feature of the call, a fictitious new feature added to *C* and consisting of the following elements:

- 1 A name different from those of other features of *C*.
- 2 A **Declaration_body** obtained from the **Declaration_body** of *f* by replacing every type by its deanchored form, then applying the generic substitution of *T*.

Informative text

This definition in “unfolded” style allows us to view *{T}.f (args)* appearing in a class *C* as if it were just *f (args)*, an **Unqualified_call**, but appearing in *C* itself, assuming we had moved *f* over — “imported” it — to *C*.

In item 2 we use the “deanchored form” of the argument types and result, since a type like *a* that makes sense in *T* would be meaningless in *C*. As defined in the discussion of anchored types, the deanchored version removes all such local dependencies, making the type understandable instead in any other context.

End

8.23.9 Validity: Non-Object Call rule

Validity code: **VUNO**

A **Non_object_call** of **Type** *T* and feature *fname* in a class *C* is valid if and only if it satisfies the following conditions:

- 1 *fname* is the final name of a feature *f* of *T*.
- 2 *f* is available to *C*.
- 3 *f* is either a constant attribute or an external feature whose assertions, if any, use neither **Current** nor any unqualified calls.
- 4 The call's imported form is a valid **Unqualified_call**.

Informative text

Condition 2 requires *f* to have a sufficient export status for use in *C*; there will be a similar requirement for **Object_call**. Condition 3 is the restriction to constants and externals. Condition 4 takes care of the rest by relying on the rules for **Unqualified_call**.

End

8.23.10 Semantics: Non-Object Call Semantics

The effect of a **Non_object_call** is that of its imported form.

8.23.11 Validity: Export rule

Validity code: **VUEX**

An **Object_call** appearing in a class *C*, with *fname* as the feature of the call, is **export-valid** for *C* if and only if it satisfies the following conditions.

- 1 *fname* is the final name of a feature of the target type of the call.
- 2 If the call is qualified, that feature is available to *C*.

Informative text

For an unqualified call f or $f(args)$, only condition 1 is applicable, requiring simply (since the target type of an unqualified class is the current type) that f be a feature, immediate or inherited, of the current class.

For a qualified call $x.f$ with x of type T , possibly with arguments, condition 2 requires that the base class of T make the feature available to C : export it either generally or selectively to C or one of its ancestors. (Through the Non-Object Call rule this also governs the validity of a **Non_object_call** $\{T\}.f$.)

As a consequence, $s(...)$ might be permitted and $x.s(...)$ invalid, even if x is **Current**. The semantics of qualified and unqualified calls is indeed slightly different; in particular, with invariant monitoring on, a qualified call will — even with **Current** as its target — check the class invariant, but an unqualified call won't.

*End***8.23.12 Validity: Export Status principle**

The export status of a feature f :

- Constrains all qualified calls $x.f(...)$, including those in which the type of x is the current type, or is **Current** itself.
- Does not constrain unqualified calls.

Informative text

This is a validity property, but it has no code since it is not a separate rule, just a restatement for emphasis of condition 2 of the Export rule.

*End***8.23.13 Validity: Argument rule****Validity code:** *VUAR*

An export-valid call of target type ST and feature $fname$ appearing in a class C where it denotes a feature sf is **argument-valid** if and only if it satisfies the following conditions:

- 1 The number of actual arguments is the same as the number of formal arguments declared for sf .
- 2 Every actual argument of the call is compatible with the corresponding formal argument of sf .

Informative text

Condition 2 is the fundamental type rule on argument passing, which allowed the discussion of direct reattachment to treat **Assignment** and actual-formal association in the same way. An expression is *compatible* with an entity if its type either conforms or converts to the entity's type.

*End***8.23.14 Validity: Target rule****Validity code:** *VUTA*

An **Object_call** is **target-valid** if and only if either:

- 1 It is unqualified.
- 2 Its target is an attached expression.

Informative text

Unqualified calls (case 1) are always target-valid since they are applied to the current object, which by construction is not void.

For the target expression x to be “*attached*”, in case 2, means that the program text guarantees — statically, that is to say through rules enforced by compilers — that x will never be void at run time. This may be because x is an entity declared as attached (so that the validity rules ensure it can never be attached a void

value) or because the context of the call precludes voidness, as in if `x /= Void then x.f(...)` **end** for a local variable `x`. The precise definition will cover all these cases.

End

8.23.15 Validity: Class-Level Call rule

Validity code: **VUCC**

A call of target type **ST** is **class-valid** if and only if it is export-valid, argument-valid and target-valid.

8.23.16 Definition: Void-unsafe

A language processing tool may, as a temporary migration facility, provide an option that waives the target validity requirement in class validity. Systems processed under such an option are **void-unsafe**.

Informative text

Void-unsafe systems are not valid Eiffel systems. Since void safety was not enforced by previous versions of Eiffel, compilers may need, all the same, to provide an option that temporarily lifts this requirement. Including the notion of “void-unsafe” in the language definition enforces a consistent way for various compilers to provide this transition facility.

End

8.23.17 Definition: Target Object

The **target object** of an execution of an **Object_call** is:

- 1 If the call is qualified: the object attached to its target.
- 2 If it is unqualified: the current object.

8.23.18 Semantics: Failed target evaluation of a void-unsafe system

In the execution of an (invalid) system compiled in void-unsafe mode through a language processing tool offering such a migration option, an attempt to execute a call triggers, if it evaluates the target to a void reference, an exception of type **VOID_TARGET**.

8.23.19 Definition: Dynamic feature of a call

Consider an execution of a call of feature **fname** and target object **O**. Let **ST** be its target type and **DT** the type of **O**. The **dynamic feature** of the call is the dynamic binding version in **DT** of the feature of name **fname** in **ST**.

Informative text

Behind the soundness of this definition stands a significant part of the validity machinery of the language:

- The rules on reattachment imply that **DT** conforms to **ST**.
- The Export rule implies that **fname** is the name of a feature of **ST** (meaning a feature of its base class).
- As a consequence, this feature has a version in **DT**; it might have several, but the definition of “dynamic binding version” removes any ambiguity.

Combining the last two semantic definitions enables the rest of the semantic discussion to take for granted, for any execution of a qualified call, that we know both the target object and the feature to execute. In other words, we’ve taken care of the two key parts of **Object_call** semantics, although we still have to integrate a few details and special cases.

End

8.23.20 Definition: Freshness of a once routine call

During execution, a call whose feature is a once routine **r** is **fresh** if and only if every feature call started so far satisfies any of the following conditions:

- 1 It did not use **r** as dynamic feature.
- 2 It was in a different thread, and **r** has the once key **"THREAD"** or no once key.
- 3 Its target was not the current object, and **r** has the once key **"OBJECT"**.

- 4 After it was started, a call was executed to one of the refreshing features of *onces* from *ANY*, including among the keys to be refreshed at least one of the once keys of *r*.

Informative text

Case 2 indicates that “once per thread” is the default in the absence of an explicit once key

End

8.23.21 Definition: Latest applicable target and result of a non-fresh call

The **latest applicable target** of a non-fresh call to a *once routine* *df* to a *target object* *O* is the last value to which it was attached in the call to *df* most recently started on:

- 1 If *df* has the once key "*OBJECT*": *O*.
- 2 Otherwise, if *df* has the once key "*THREAD*" or no once key: any target in the current thread.
- 3 Otherwise: any target in any thread.

If *df* is a *function*, the **latest applicable result** of the call is the last value returned by a fresh call using as target object its latest applicable target.

8.23.22 Semantics: Once Routine Execution Semantics

The effect of executing a *once routine* *df* on a target object *O* is:

- 1 If the call is fresh: that of a non-once call made of the same elements, as determined by *Non-Once Routine Execution Semantics*.
- 2 If the call is not fresh and the last execution of *f* on the latest applicable target triggered an exception: to trigger again an identical exception. The remaining cases do not then apply.
- 3 If the call is not fresh and *df* is a procedure: no further effect.
- 4 If the call is not fresh and *df* is a function: to attach the local variable **Result** to the latest applicable result of the call.

Informative text

Case 2 is known as “*once an once exception, always a once exception*”. If a call to a once routine yields an exception, then all subsequent calls for the same applicable target, which would normally yield no further effect (for a procedure, case 3) or return the same value (for a function, case 4) should follow the same general idea and, by re-triggering the exception, repeatedly tell the client — if the client is repeatedly asking — that the requested effect or value is impossible to provide.

There is a little subtlety in the definition of “latest applicable target” as used in case 4. For a once function that has already been evaluated (is not fresh), the specification does not state that subsequent calls return the result of the first, but that they yield the value of the predefined entity **Result**. Usually this is the same, since the first call returned its value through **Result**. But if the function is **recursive**, a new call may start before the first one has terminated, so the “result of the first call” would not be a meaningful notion. The specification states that in this case the recursive call will return whatever value the first call has obtained so far for **Result** (starting with the default initialization). A recursive once function is a bit bizarre, and of little apparent use, but no validity constraint disallows it, and the semantics must cover all valid cases.

End

8.23.23 Semantics: Current object, current routine

At any time during the execution of a system there is a **current object** *CO* and a **current routine** *cr* defined as follows:

- 1 At the start of the execution: *CO* is the *root object* and *cr* is the *root procedure*.
- 2 If *cr* executes a *qualified call*: the call's *target object* becomes the new current object, and its *dynamic feature* becomes the new current routine. When the qualified call terminates, the earlier current object and routine resume their roles.

- 3 If *cr* executes an unqualified call: the current object remains the same, and the dynamic feature of the call becomes the current routine for the duration of the call as in case 2.
- 4 If *cr* starts executing any construct whose semantics does not involve a call: the current object and current routine remain the same.

8.23.24 Semantics: Current Semantics

The value of the predefined entity **Current** at any time during execution is the current object if the current routine belongs to an expanded class, and a reference to the current object otherwise.

8.23.25 Semantics: Non-Once Routine Execution Semantics

The effect of executing a non-once routine *df* on a target object *O* is the effect of the following sequence of steps:

- 1 If *df* has any local variables, including **Result** if *df* is a function, save their current values if any call to *df* has been started but not yet terminated.
- 2 Execute the body of *df*.
- 3 If the values of any local variables have been saved in step 1, restore the variables to their earlier values.

8.23.26 Semantics: General Call Semantics

The effect of an **Object_call** of feature *sf* is, in the absence of any exception, the effect of the following sequence of steps:

- 1 Determine the target object *O* through the applicable definition.
- 2 Attach **Current** to *O*.
- 3 Determine the dynamic feature *df* of the call through the applicable definition.
- 4 For every actual argument *a*, if any, in the order listed: obtain the value *v* of *a*; then if the type of *a* converts to the type of the corresponding formal in *sf*, replace *v* by the result of the applicable conversion. Let *arg_values* be the resulting sequence of all such *v*.
- 5 Attach every formal argument of *df* to the corresponding element of *arg_values* by applying the Reattachment Semantics rule.
- 6 If the call is qualified and class invariant monitoring is on, evaluate the class invariant of *O*'s base type on *O*.
- 7 If precondition monitoring is on, evaluate the precondition of *df*.
- 8 If *df* is not an attribute, not a once routine and not external, apply Non-Once Routine Execution Semantics to *O* and *df*.
- 9 If *df* is a once routine, apply the Once Routine Execution Semantics to *O* and *df*.
- 10 If *df* is an external routine, execute that routine on the actual arguments given, if any, according to the rules of the language in which it is written.
- 11 If *df* is a self-initializing attribute and has not yet been initialized, initialize it through the Default Initialization rule.
- 12 If the call is qualified and class invariant monitoring is on, evaluate the class invariant of *O*'s base type on *O*.
- 13 If postcondition monitoring is on, evaluate the postcondition of *df*.

An exception occurring during any of these steps causes the execution to skip the remaining parts of this process and instead handle the exception according to the Exception Semantics rule.

8.23.27 Definition: Type of a Call used as expression

Consider a call denoting an expression. Its **type** with respect to a type *CT* of base class *C* is:

- 1 For an unqualified call, its feature *f* being a query of *CT*: the result type of the version of *f* in *C*, adapted through the generic substitution of *CT*.
- 2 For a qualified call *a.e* of **Target** *a*: (recursively) the type of *e* with respect to the type of *a*.
- 3 For a **Non_object_call**: (recursively) the type of its imported form.

8.23.28 Semantics: Call Result

Consider a **Call** *c* whose feature is a query. An execution of *c* according to the General Call Semantics yields a **call result** defined as follows, where *O* is the target object determined at step 1 of the rule and *df* the dynamic feature determined at step 3:

- 1 If *df* is a non-external, non-once function: the value attached to the local variable **Result** of *df* at the end of step 2 of Non-Once Routine Execution Semantics.
- 2 If *df* is a once function: the value attached to **Result** as a result of the application of Once Routine Execution Semantics.
- 3 If *df* is an attribute: the corresponding field in *O*.
- 4 If *df* is an external function: the result returned by the function according to the external language's rule.

8.23.29 Semantics: Value of a call expression

The **value** of a **Call** *c* used as an expression is, at any run-time moment, the result of executing *c*.

8.24 Eradicating void calls

Informative text

In the object-oriented style of programming the basic unit of computation is a qualified feature call

x.f(args)

which applies the feature *f*, with the given arguments *args*, to the object attached to *x*. But *x* can be a reference, and that reference can be void. Then there is *no* object attached to *x*. An attempt to execute the call would fail, triggering an exception.

If permitted to occur, void calls are a source of instability and crashes in object-oriented programs. For other potential run-time accidents such as type mismatches, the compilation process spots the errors and refuses to generate executable code until they've all been corrected. Can we do the same for void calls?

Eiffel indeed provides a coordinated set of techniques that guarantee the absence of void calls at execution time. The actual rules are specific conditions of more general validity constraints — in particular on attachment and qualified calls — appearing elsewhere; in the following discussion we look at them together from the viewpoint of ensuring their common goal: precluding void calls.

The basic idea is simple. It's the combination of three rules:

- A qualified call *x.f(args)* is **target-valid** — a required part of being plain valid — if the type of *x* is **attached**, “Attached” is here a static property, deduced from the declaration of *x* (or, if it is a complex expression, of its constituents).
- A reference type with a name in the usual form, *T*, is attached. To obtain a **detachable** type — meaning that *Void* is a valid value — use *?T*.
- The validity rules ensure that attached types — those without a *?* — deserve their name: an entity declared as *x: T* can never take on a void value at execution time. In particular, you may not assign to *x* a detachable value, or if *x* is a formal argument to a routine you may not call it with a detachable actual. (With a detachable target, the other way around, you are free to use an attached or detachable source.)

End

8.24.1 Syntax: Object test

Object_test \triangleq "{" Identifier ":" Type "}" Expression

Informative text

An **Object_test** of the form $\{x: T\} \text{exp}$, where *exp* is an expression, *T* is a type and *x* is a name different from those of all entities of the enclosing context, is a boolean-valued expression; its value is true if and only *exp* is attached to an instance of *T* (hence, non-void). In addition, evaluating the expression has the effect of letting *x* denote that value of *exp* over the execution of a neighboring part of the text known as the **scope** of the **Object_test**. For example, in **if** $\{x: T\} \text{exp}$ **then** *c1* **else** *c2* **end** the scope of the **Object_test** is the compound in the **then** part, *c1*. Within *c1*, you may use *x* as a **Read_only** entity, knowing that it has the value *exp* had on evaluation of the **Object_test**, that this value is of type *T*, and that it cannot be changed during the execution of *c1*.

The following rules define these notions precisely.

*End***8.24.2 Definition: Object-Test Local**

The **Object-Test Local** of an **Object_test** is its **Identifier** component.

8.24.3 Validity: Object Test ruleValidity code: **VUOT**

An **Object_test** *ot* of the form $\{x: T\} \text{exp}$ is valid if and only if it satisfies the following conditions:

- 1 *x* does not have the same lower name as any feature of the enclosing class, or any formal argument or local variable of any enclosing feature or **Inline_agent**, or, if *ot* appears in the scope of any other **Object_test**, its **Object-Test Local**.
- 2 *T* is an attached type.

Informative text

Condition 2 reflects the intent of an **Object_test**: to test whether an expression is *attached* to an instance of a given type. It would make no sense then to use a detachable type.

*End***8.24.4 Definition: Conjunctive, disjunctive, implicative; Term, semistrict term**

Consider an **Operator_expression** *e* of boolean type, which after resolution of any ambiguities through precedence rules can be expressed as $a_1 \S a_2 \S \dots \S a_n$ for $n \geq 1$, where \S represents boolean operators and every a_i , called a **term**, is itself a valid **Boolean_expression**. Then *e* is:

- **Conjunctive** if every \S is either **and** or **and then**.
- **Disjunctive** if every \S is either **or** or **or else**.
- **Implicative** if $n = 2$ and \S is **implies**.

A term a_i is **semistrict** if in the corresponding form it is followed by a semistrict operator.

8.24.5 Definition: Scope of an Object-Test Local

The scope of the **Object-Test Local** of an **Object_test** *ot* includes any applicable program element from the following:

- 1 If *ot* is a semistrict term of a conjunctive expression: any subsequent terms.
- 2 If *ot* is a term of an implicative expression: the next term.
- 3 If **not** *ot* is a semistrict term of a disjunctive expression *e*: any subsequent terms.
- 4 If *ot* is a term of a conjunctive expression serving as the **Boolean_expression** in the **Then_part** in a **Conditional**: the corresponding **Compound**.
- 5 If **not** *ot* is a term of a disjunctive expression serving as the **Boolean_expression** in the **Then_part** in a **Conditional**: any subsequent **Then_part** and **Else_clause**.

- 6 If **not *ot*** is a term of a disjunctive expression serving as the **Exit_condition** in a **Loop**: the **Loop_body**.
- 7 If ***ot*** is a term of a conjunctive expression used as **Unlabeled_assertion_clause** in a **Precondition**: the subsequent components of the **Attribute_or_routine**.
- 8 If ***ot*** is a term of a conjunctive expression used as **Unlabeled_assertion_clause** in a **Check**: the subsequent components of its enclosing **Compound**.

Informative text

The definition ensures that, for an **Object_test** $\{x: T\} \text{ exp}$, we can rest assured that, throughout its scope, x will never at run time have a void value, and hence can be used as the target of a call.

End

8.24.6 Semantics: Object Test semantics

The value of an **Object_test** $\{x: T\} \text{ exp}$ is true if the value of exp is attached to an instance of T , false otherwise.

Informative text

In particular, if x is void (which is possible only if T is a detachable type), the result will be false.

End

8.24.7 Semantics: Object-Test Local semantics

For an **Object_test** $\{x: T\} \text{ exp}$, the value of x , defined only over its scope, is the value of exp at the time of the **Object_test**'s evaluation.

8.24.8 Definition: Read-only void test

A **read-only void test** is a **Boolean_expression** of one of the forms $e = \text{Void}$ and $e \neq \text{Void}$, where e is a read-only entity.

8.24.9 Definition: Scope of a read-only void test

The **scope** of a read-only void test appearing in a class text, for e of type T , is the scope that the Object-Test Local ***ot*** would have if the void test were replaced by:

- 1 For $e = \text{Void}$: **not** $\{ot: T\} e$.
- 2 For $e \neq \text{Void}$: $\{ot: T\} e$.

Informative text

This is useful if T is a detachable type, providing a simple way to generalize the notion of scope to common schemes such as **if $e \neq \text{Void}$ then ...**, where we know that e cannot be void in the **Then_part**. Note that it is essential to limit ourselves to read-only entities; for a variable, or an expression involving a variable, anything could happen to the value during the execution of the scope even if e is initially not void.

Of course one could always write an **Object_test** instead, but the void test is a common and convenient form, if only because it doesn't require repeating the type T of e , so it will be important to handle it as part of the Certified Attachment Patterns discussed next.

End

8.24.10 Definition: Certified Attachment Pattern

A **Certified Attachment Pattern** (or **CAP**) for an expression exp whose type is detachable is an occurrence of exp in one of the following contexts:

- 1 exp is an Object-Test Local and the occurrence is in its scope.
- 2 exp is a read-only entity and the occurrence is in the scope of a void test involving exp .

Informative text

A CAP is a scheme that has been proved, or certified by sufficiently many competent people (or computerized proof tools), to ensure that *exp* will never have a void run-time value in the covered scope.

- The CAPs listed here are the most frequently useful and seem beyond doubt. Here too compilers could be “smart” and find other cases making *exp.f* safe. The language specification explicitly refrains, however, from accepting such supposed compiler improvements: other than the risk of mistake in the absence of a public discussion, this would result in some Eiffel texts being accepted by certain compilers and rejected by others. Instead, a compiler that *accepts* a call to a detachable target that is not part of one of the official CAPs listed above is **non-conformant**.
- The list of CAPs may grow in the future, as more analysis is applied to actual systems, leading to the identification, and certification by human or automatic means, of safe patterns for using targets of detachable types.

*End***8.24.11 Definition: Attached expression**

An expression *exp* of type *T* is **attached** if it satisfies any of the following conditions:

- 1 *T* is attached.
- 2 *T* is expanded.
- 3 *exp* appears in a Certified Attachment Pattern for *exp*.

Informative text

This is the principal result of this discussion: the condition under which an expression is *target-valid*, that is to say, can be used as target of a call because its value is guaranteed never to be void at any time of evaluation. It is in an expanded type's nature to abhor a void; attached types are devised to avoid void too; and Certified Attachment Patterns catch a detachable variable when it is provably not detached.

*End***8.25 Typing-related properties***Informative text*

This Part does not define any new rules, only a few definitions that facilitate discussion of type issues.

*End***8.25.1 Definition: Catcall**

A **catcall** is a run-time attempt to execute a **Call**, such that the feature of the call is not applicable to the target of the call.

Informative text

The role of the type system is to ensure that a valid system can never, during its execution, produce a catcall.

“Cat” is an abbreviation for “Changed Availability or Type”, two language mechanisms that, if not properly controlled by the type system, could cause catcalls.

End

8.25.2 Validity: Descendant Argument rule**Validity code:** *VUDA*

Consider a call of target type *ST* and feature *fname* appearing in a class *C*. Let *sf* be the feature of final name *fname* in *ST*. Let *DT* be a type conforming to *ST*, and *df* the version of *sf* in *DT*. The call is **descendant-argument-valid** for *DT* if and only if it satisfies the following conditions:

- 1 The call is argument-valid.
- 2 Every actual argument conforms, after conversion to the corresponding formal argument of *sf* if applicable, to the corresponding formal argument of *df*.

8.25.3 Validity: Single-level Call rule**Validity code:** *VUSC*

A call of target *x* is **system-valid** if for any element *D* of the dynamic class set of *x* it is export-valid for *D* and descendant-argument-valid for *D*.

Informative text

The common goal of the type mechanisms and rules of the language is to ensure that every call is both class-valid and system-valid.

*End***8.26 Exception handling***Informative text*

During the execution of an Eiffel system, various abnormal events may occur. A hardware or operating system component may be unable to do its job; an arithmetic operation may result in overflow; an improperly written software element may produce an unacceptable outcome.

Such events will usually trigger a signal, or **exception**, which interrupts the normal flow of execution. If the system's text does not include any provision for the exception, execution will terminate. The system may, however, be programmed so as to *handle* exceptions, which means that it will respond by executing specified actions and, if possible, resuming execution after correcting the cause of the exception.

*End***8.26.1 Definition: Failure, exception, trigger**

Under certain circumstances, the execution or evaluation of a construct specimen may be unable to proceed as defined by the construct's semantics. It is then said to result in a **failure**.

If, during the execution of a feature, the execution of one of its components fails, this prevents continuing its execution normally; such an event is said to **trigger** an **exception**.

Informative text

Examples of exception causes include:

- Assertion violation (in an assertion monitoring mode).
- Failure of a called routine.
- Impossible operation, such as a **Creation** instruction attempted when not enough memory is available, or an arithmetic operation which would cause an overflow or underflow in the platform's number system.
- Interruption signal sent by the machine for example after a user has hit the "break" key or the window of the current process has been resized.
- An exception explicitly raised by the software itself.

Common exception types that do *not* arise in Eiffel, other than through mistakes in the definition of the language as specified by the Standard, are “void calls” (attempts to execute a feature on a void target) and “catcalls” (attempt to execute a feature on an unsuitable object).

End

8.26.2 Syntax: Rescue clauses

Rescue \triangleq **rescue Compound**

Retry \triangleq **retry**

8.26.3 Validity: Rescue clause rule

Validity code: **VXRC**

It is valid for an **Attribute_or_routine** to include a **Rescue** clause if and only if its **Feature_body** is an **Attribute** or an **Effective_routine** of the **Internal** form.

Informative text

An **Internal** body is one which begins with either **do** or **once**. The other possibilities are **Deferred**, for which it would be improper to define an exception handler since the body does not specify an algorithm, and an **External** body, where the algorithm is specified outside of the Eiffel system, which then lacks the information it would need to handle exceptions.

End

8.26.4 Validity: Retry rule

Validity code: **VXRT**

A **Retry** instruction is valid if and only if it appears in a **Rescue** clause.

Informative text

Because this constraint requires the **Retry** physically to appear within the **Rescue** clause, it is not possible for a **Rescue** to call a procedure containing a **Retry**. In particular, a redefined version of *default_rescue* (see next) may not contain a **Retry**.

End

8.26.5 Definition: Exception-correct

A routine is **exception-correct** if any branch of the **Rescue** clause not terminating with a **Retry** ensures the invariant.

8.26.6 Semantics: Default Rescue Original Semantics

Class **ANY** introduces a non-frozen procedure *default_rescue* with no argument and a null effect.

Informative text

As the following semantic rules indicate, an exception not handled by an explicit **Rescue** clause will cause a call to *default_rescue*. Any class can redefine this procedure to implement a default exception handling policy for routines of the class that do not have their own **Rescue** clauses.

End

8.26.7 Definition: Rescue block

Any **Internal** or **Attribute** feature *f* of a class *C* has a **rescue block**, a **Compound** defined as follows, where *rc* is *C*'s version of *ANY*'s *default_rescue*:

- 1 If *f* has a **Rescue** clause: the **Compound** contained in that clause.
- 2 If *r* is not *rc* and has no **Rescue** clause: a **Compound** made of a single instruction: an **Unqualified_call** to *rc*.
- 3 If *r* is *rc* and has no **Rescue** clause: an empty **Compound**.

Informative text

The semantic rules rely on this definition to define the effect of an exception as if every routine had a **Rescue** clause: either one written explicitly, or an implicit one calling *default_rescue*. To this effect they refer not to **rescue** clauses but to rescue blocks.

Condition 3 avoids endless recursion in the case of *default_rescue* itself.

*End***8.26.8 Semantics: Exception Semantics**

An exception triggered during an execution of a feature *f* causes, if it is neither ignored nor continued, the effect of the following sequence of events.

- 1 Attach the value of *last_exception* from *ANY* to a direct instance of a descendant of the Kernel Library class *EXCEPTION* corresponding to the type of the exception.
- 2 Unlike in the non-exception semantics of **Compound**, do not execute the remaining instructions of *f*.
- 3 If the recipient of the exception is *f*, execute the rescue block of *f*.
- 4 If case 3 applies and the rescue block executes a **Retry**, this terminates the processing of the exception. Execution continues with a new execution of the **Compound** in the **Feature_body** of *f*.
- 5 If neither case 3 nor case 4 applies (in particular in case 3 if the rescue block executes to the end without executing a **Retry**), this terminates the processing of the current exception and the current execution of *f*, causing a failure of that execution. If the execution of *f* was caused by a call to *f* from another feature, trigger an exception of type *ROUTINE_FAILURE* in the calling routine, to be handled (recursively) according to the present rule. If there is no such calling feature, *f* is the root procedure; terminate its execution as having failed.

Informative text

As usual in rules specifying the “effect” of an event in terms of a sequence of steps, all that counts is that effect; it is not required that the execution carry out these exact steps, or carry them in this exact order.

In step 1, the **Retry** will only re-execute the **Feature_body** of *r*, with all entities set to their current value; it does **not** repeat argument passing and local variable initialization. This may be used to ensure that the execution takes a different path on a new attempt.

In most cases, the “recipient” of the exception (case 3) is the current routine, *f*. For exception occurring in special places, such as when evaluating an assertion, the next rule, Exception Cases, tells us whether *f* or its caller is the “recipient”.

In the case of a **Feature_body** of the **Once** form, the above semantics only applies to the first call to every applicable target, where a **Retry** may execute the body two or more times. If that first call fails, triggering a routine failure exception, the applicable rule for subsequent calls is not the above Exception Semantics (since the routine will not execute again) but the Once Routine Execution Semantics, which specifies that any such calls must trigger the exception again.

*End***8.26.9 Definition: Type of an exception**

The **type** of a triggered exception is the generating type of the object to which the value of *last_exception* is attached per step 1 of the Expression Semantics rule.

8.26.10 Semantics: Exception Cases

The triggering of an exception in a feature *f* called by a feature *caller* results in the setting of the following properties, accessible through features of the exception class instance to which the value of *last_exception* is attached, as per the following table, where:

- The **Recipient** is either *f* or *caller*.
- “**Type**” indicates the type of the exception (a descendant of *EXCEPTION*).

- If *f* is the root procedure, executed during the original system creation call, the value of *caller* as given below does not apply.

	Recipient	Type
Exception during evaluation of invariant on entry	<i>caller</i>	[Type of exception as triggered]
Invariant violation on entry	<i>caller</i>	<i>INVARIANT_ENTRY_VIOLATION</i>
Exception during evaluation of precondition	<i>caller</i>	[Type of exception as triggered]
Exception during evaluation of Old expression on entry	See <u>Old Expression Semantics</u>	
Precondition violation	<i>caller</i>	<i>PRECONDITION_VIOLATION</i>
Exception in body	<i>f</i>	[Type of exception as triggered]
Exception during evaluation of invariant on exit	<i>f</i>	[Type of exception as triggered]
Invariant violation on exit	<i>f</i>	<i>INVARIANT_EXIT_VIOLATION</i>
Exception during evaluation of postcondition on exit	<i>f</i>	[Type of exception as triggered]
Postcondition violation	<i>f</i>	<i>POSTCONDITION_VIOLATION</i>

Informative text

This rule specifies the precise effect of an exception occurring anywhere during execution (including some rather extreme cases, such as the occurrence of an exception in the evaluation of an assertion). Whether the “recipient” is *f* or *caller* determines whether the execution of the current routine can be “retried”: per case 3 of the Exception Semantics rule, a **Retry** is applicable only if the recipient is itself. Otherwise a *ROUTINE_FAILURE* will be triggered in the *caller*.

In the case of an **Old** expression, a special rule, given earlier, requires the exception to be remembered, during evaluation of the expression on entry to the routine, for re-triggering during evaluation of the postcondition on exit, but only if the expression turns out to be needed then.

End

8.26.11 Semantics: Exception Properties

The value of the query *original* of class *EXCEPTION*, applicable to *last_exception*, is an *EXCEPTION* reference determined as follows after the triggering of an exception of type *TEX*:

- 1 If *TEX* does not conform to *ROUTINE_FAILURE*: a reference to the current *EXCEPTION* object.
- 2 If *TEX* conforms to *ROUTINE_FAILURE*: the previous value of *original*.

Informative text

The reason for this query is that when a routine fails, because execution of a routine *f* has triggered an exception and has not been able to handle it through a **Retry**, the consequence, per case 5 of the Exception Semantics rule, is to trigger a new exception of type *ROUTINE_FAILURE*, to which *last_exception* now becomes attached. Without a provision for *original*, the “real” source of the exception would be lost, as *ROUTINE_FAILURE* exceptions get passed up the call chain. Querying *original* makes it possible, for any other routine up that chain, to find out the *Ur*-exception that truly started the full process.

End

8.26.12 Definition: Ignoring, continuing an exception

It is possible, through routines of the Kernel Library class *EXCEPTION*, to ensure that exceptions of certain types be:

- **Ignored:** lead to no change of non-exception semantics.

- **Continued:** lead to execution of a programmer-specified routine, then to continuation of the execution according to non-exception semantics.

Informative text

The details of what types of exceptions can be ignored and continued, and how to achieve these effects, belong to the specification of class *EXCEPTION* and its descendants.

End

8.27 Agents

Informative text

Objects represent information equipped with operations. These are clearly defined concepts; no one would mistake an operation for an object.

For some applications — graphics, numerical computation, iteration, writing contracts, building development environments, “reflection” (a system’s ability to explore its own properties) — you may find the operations so interesting that you will want to define objects to represent them, and pass these objects around to software elements, which can use these objects to execute the operations whenever they want. Because this separates the place of an operation’s *definition* from the place of its *execution*, the definition can be incomplete, since you can provide any missing details at the time of any particular execution.

You can create **agent** objects to describe such partially or completely specified computations. Agents combine the power of higher-level functionals — operations acting on other operations — with the safety of Eiffel’s static typing system.

End

8.27.1 Definition: Operands of a call

The **operands** of a call include its target (explicit in a qualified call, implicit in an unqualified call), and its arguments if any.

8.27.2 Definition: Operand position

The target of a call has **position** 0. The *i*-th actual argument, for any applicable *i*, has **position** *i*.

8.27.3 Definition: Construction time, call time

The **construction time** of an agent object is the time of evaluation of the agent expression defining it. Its **call time** is when a call to its associated operation is executed.

8.27.4 Syntactical forms for a call agent

A call agent is of the form

agent agent_body

where *agent_body* is a **Call**, qualified (as in *x.r (...)*) or unqualified (as in *f (...)*) with the following possible variants:

- You may replace any argument by a question mark *?*, making the argument open.
- You may replace the target, by *{TYPE}* where *TYPE* is the name of a type, making the target open.
- You may remove the argument list *(...)* altogether, making all arguments open.

Informative text

This is not a formal syntax definition, but a summary of the available forms permitted by the syntax and validity rules that follow.

*End***8.27.5 Syntax: Agents**

Agent \triangleq **Call_agent** | **Inline_agent**

Call_agent \triangleq **agent** **Call_agent_body**

Inline_agent \triangleq **agent** [**Formal_arguments**] [**Type_mark**] [**Attribute_or_routine**] [**Agent_actuals**]

8.27.6 Syntax: Call agent bodies

Call_agent_body \triangleq **Agent_qualified** | **Agent_unqualified**

Agent_qualified \triangleq **Agent_target** ". " **Agent_unqualified**

Agent_unqualified \triangleq **Feature_name** [**Agent_actuals**]

Agent_target \triangleq **Entity** | **Parenthesized** | **Manifest_type**

Agent_actuals \triangleq "(" **Agent_actual_list** ")"

Agent_actual_list \triangleq {**Agent_actual** "," ...}⁺

Agent_actual \triangleq **Expression** | **Placeholder**

Placeholder \triangleq [**Manifest_type**] "?"

8.27.7 Definition: Target type of a call agent

The **target type** of a **Call_agent** is:

- 1 If there is no **Agent_target**, the current type.
- 2 If there is an **Agent_target** and it is an **Entity** or **Parenthesized**, its type.
- 3 If there is an **Agent_target** and it is a **Manifest_type**, the type that it lists (in braces).

8.27.8 Validity: Call Agent ruleValidity code: **VPCA**

A **Call_agent** involving a **Feature_name** *fn*, appearing in a class *C*, with target type *T0*, is valid if and only if it satisfies the following conditions:

- 1 *fn* is the name of a feature *f* of *T0*.
- 2 If there is an **Agent_target**, *f* is export-valid for *T0* in *C*.
- 3 If the **Agent_actuals** part is present, the number of elements in its **Agent_actual_list** is equal to the number of formals of *f*.
- 4 Any **Agent_actual** of the **Expression** kind is of a type compatible with the type of the corresponding formal in *f*.

8.27.9 Definition: Associated feature of an inline agent

Every inline agent *ia* of a class *C* has an **associated feature**, defined as a fictitious routine *f* of *C*, such that:

- 1 The name of *f* is chosen not to conflict with any other feature name in *C* and its descendants.
- 2 The formal arguments of *f* are those of *ia*.
- 3 *f* is secret (available for call to no class).
- 4 The **Attribute_or_routine** part of *f* is defined by the **Attribute_or_routine** part of *ia*.
- 5 *f* is a function if *ia* has a **Type_mark** (its return type being given by the **Type** in that **Type_mark**), a procedure otherwise.

8.27.10 Validity: Inline Agent ruleValidity code: **VPIA**

An **Inline_agent** *a* of associated feature *f*, is valid in the text of a class *C* if and only if it satisfies the following conditions:

- 1 f , if added to C , would be valid.
- 2 f is not deferred.

8.27.11 Validity: Inline Agent Requirements

Validity code: **VPIR**

An **Inline_agent** a must satisfy the following conditions:

- 1 No formal argument or local variable of a has the same name as a feature of the enclosing class, or a formal argument or local variable other than **Result** of an enclosing feature or **Inline_agent**.
- 2 Every entity appearing in the **Attribute_or_routine** part of a is the name of one of: a formal argument of a ; a local variable of a ; a feature of the enclosing class; **Current**.
- 3 The **Feature_body** of a 's **Attribute_or_routine** is not of the **Deferred** form.

Informative text

These conditions are stated as another validity rule permitting compilers to issue more understandable error messages. It is not in the usual "if and only if" form (since the preceding rule, the more official one, takes care of this), but the requirements given cover the most obvious possible errors.

End

8.27.12 Definition: Call-agent equivalent of an inline agent

An inline agent ia with n formal arguments ($n \geq 0$) has a **call-agent equivalent** defined as the **Call_agent agent** $f(?, ?, \dots, ?, a_1, a_2, \dots, a_m)$

using n question marks, where a_1, a_2, \dots, a_m ($m \geq 0$) are the formal arguments and local variables of the enclosing feature (if any) and any enclosing agents, and f is the associated feature of ia . (If both n and m are 0, the **Call_agent** is just **agent** f .)

8.27.13 Semantics: Semantics of an inline agent

The semantic properties of an inline agent are those of its call-agent equivalent.

8.27.14 Semantics: Use of **Result** in an inline function agent

In an agent of the **Inline_agent** form denoting a function, the local variable **Result** denotes the result of the agent itself.

8.27.15 Definition: Open and closed operands

The **open operands** of a **Call_agent** include:

- 1 Any **Agent_actual** that is a **Placeholder**.
- 2 The **Agent_target** if it is present and is a **Manifest_type**.

The **closed operands** include all non-open operands.

8.27.16 Definition: Open and closed operand positions

The **open operand positions** of an **Agent** are the operand positions of its open operands, and the **closed operand positions** those of its closed operands.

8.27.17 Definition: Type of an agent expression

Consider a **Call_agent** a , of target type T_0 . Let i_1, \dots, i_m ($m \geq 0$) be its open operand positions, if any, and let T_{i_1}, \dots, T_{i_m} be the types of f 's formal arguments at positions i_1, \dots, i_m (taking T_{i_1} to be T_0 if $i_1 = 0$).

The type of a is:

- $PROCEDURE[T_0, TUPLE[T_{i_1}, \dots, T_{i_m}]]$ if f is a procedure.
- $FUNCTION[T_0, TUPLE[T_{i_1}, \dots, T_{i_m}], R]$ if f is a function of result type R other than **BOOLEAN**.
- $PREDICATE[T_0, TUPLE[T_{i_1}, \dots, T_{i_m}]]$ if f is a function of result type **BOOLEAN**.

8.27.18 Semantics: Agent Expression semantics

The value of an agent expression *a* at a certain *construction time* yields a reference to an instance *D0* of the type of *a*, containing information identifying:

- The associated feature of *a*.
- Its open operand positions.
- The values of its closed operands at the time of evaluation.

8.27.19 Semantics: Effect of executing *call* on an agent

Let *D0* be an agent object with associated feature *f* and open positions *i1*, ..., *im* (*m* ≥ 0). The information in *D0* enables a call to the procedure *call*, executed at any **call time** posterior to *D0*'s construction time, with target *D0* and (if required) actual arguments *a_{i1}*, ..., *a_{im}*, to perform the following:

- Produce the same effect as a call to *f*, using the closed operands at the closed operand positions and *a_{i1}*, ..., *a_{im}*, evaluated at call time, at the open operand positions.
- In addition, if *f* is a function, setting the value of the query *last_result* for *D0* to the result returned by such a call.

8.28 Expressions

Informative text

Through the various forms of **Expression**, software texts can include denotations of run-time values — objects and references.

Previous discussions have already introduced some of the available variants of the construct: **Formal**, **Local**, **Call**, **Old**, **Manifest_tuple**, **Agent**. The present one gives the full list of permissible expressions and the precise form of all but one of the remaining categories: operator expressions, equality and locals. The last category, constants, has its own separate presentation, just after this one.

End

8.28.1 Syntax: Expressions

Expression \triangleq **Basic_expression** | **Special_expression**

Basic_expression \triangleq **Read_only** | **Local** | **Call** | **Precursor** | **Equality** | **Parenthesized** | **Old** | **Operator_expression** | **Bracket_expression** | **Creation_expression**

Special_expression \triangleq **Manifest_constant** | **Manifest_tuple** | **Agent** | **Object_test** | **Once_string** | **Address**

Parenthesized \triangleq "(" **Expression** ")"

Address \triangleq "\$" **Variable**

Once_string \triangleq **once** **Manifest_string**

Boolean_expression \triangleq **Basic_expression** | **Boolean_constant** | **Object_test**

8.28.2 Definition: Subexpression, operand

The **subexpressions** of an expression *e* are *e* itself and (recursively) all the following expressions:

- 1 For a **Parenthesized** (*a*) or a **Parenthesized_target** (*|a|*): the subexpressions of *a*.
- 2 For an **Equality** or **Binary_expression** *a* § *b*, where § is an operator: the subexpressions of *a* and of *b*.
- 3 For a **Unary_expression** ◇ *a*, where ◇ is an operator: the subexpressions of *a*.
- 4 For a **Call**: the subexpressions of the **Actuals** part, if any, of its **Unqualified_part**.
- 5 For a **Precursor**: the subexpressions of its unfolded form.
- 6 For an **Agent**: the subexpression of its **Agent_actuals** if any.

- 7 For a qualified call: the subexpressions of its target.
- 8 For a **Bracket_expression** $f[a_1, \dots a_n]$: the subexpressions of f and those of all of $a_1, \dots a_n$.
- 9 For an **Old** expression **old** a : a .
- 10 For a **Manifest_tuple** $[a_1, \dots a_n]$: the subexpressions of all of $a_1, \dots a_n$.

In cases 2 and 3, the **operands** of e are a and (in case 2) b .

8.28.3 Semantics: Parenthesized Expression Semantics

If e is an expression, the value of the **Parenthesized** (e) is the value of e .

8.28.4 Syntax: Operator expressions

Operator_expression \triangleq **Unary_expression** | **Binary_expression**

Unary_expression \triangleq **Unary Expression**

Binary_expression \triangleq **Expression Binary Expression**

8.28.5 Operator precedence levels

- | | | |
|----|---|--|
| 13 | . | (Dot notation, in <u>qualified</u> and non-object calls) |
| 12 | old | (In postconditions) |
| | not + - | Used as unary |
| | | All free unary operators |
| 11 | | All free binary operators. |
| 10 | \wedge | (Used as binary: power) |
| 9 | $*$ $/$ $//$ \backslash | (As binary: multiplicative arithmetic operators) |
| 8 | $+-$ | Used as binary |
| 7 | $..$ | (To define an interval) |
| 6 | $=$ \neq \sim $/\sim$ $<$ $>$ \leq \geq | (As binary: relational operators) |
| 5 | and and then | (Conjunctive boolean operators) |
| 4 | or or else xor | (Disjunctive boolean operators) |
| 3 | implies | (Implicative boolean operator) |
| 2 | [] | (Manifest tuple delimiter) |
| 1 | ; | (Optional semicolon between an Assertion_clause and the next) |

Informative text

This precedence table includes the operators that may appear in an **Operator_expression**, the equality and inequality symbols used in **Equality** expressions, as well as other symbols and keywords which also occur in expressions and hence require disambiguating: the semicolon in its role as separator for **Assertion_clause**; the **old** operator which may appear in an **Old** expression as part of a Postcondition; the dot $.$ of dot notation, which binds tighter than any other operator.

The operators listed include both standard operators and predefined operators ($=$, \neq , \sim , $/\sim$). For a free operator, you cannot set the precedence: all free unaries appear at one level, and all free binaries at another level.

End

8.28.6 Definition: Parenthesized Form of an expression

The **parenthesized form** of an expression is the result of rewriting every subexpression of one of the forms below, where \S and \ddagger are different binary operators, \diamond and \clubsuit different unary operators, and a , b , c arbitrary operands, as follows:

- 1 For $a \S b \S c$ where \S is not the power operator \wedge : $(a \S b) \S c$ (left associativity).
- 2 For $a \wedge b \wedge c$: $a \wedge (b \wedge c)$ (right associativity).
- 3 For $a \S b \ddagger c$: $(a \S b) \ddagger c$ if the precedence of \ddagger is lower than the precedence of \S or the same, and $a \S (b \ddagger c)$ otherwise.
- 4 For $\diamond \clubsuit a$: $\diamond (\clubsuit a)$
- 5 For $\diamond a \S b$: $(\diamond a) \S b$
- 6 For $a \S \diamond b$: $a \S (\diamond b)$
- 7 For a subexpression e to which none of the previous patterns applies: e unchanged.

8.28.7 Definition: Target-converted form of a binary expression

The **target-converted form** of a **Binary_expression** $x \S y$, where the one-argument feature of alias \S in the **base class** of x has the **Feature_name** f , is:

- 1 If the declaration of f includes a **convert** mark and the type TY of y is not compatible with the type of the formal argument of f : $(\{TY\} [x]) \S y$.
- 2 Otherwise: the original expression, $x \S y$.

Informative text

$(\{TY\} [x])$ denotes x converted to type TY . This definition allows us, if the feature from x 's type TX cannot accept a TY argument but has explicitly been specified, through the **convert** mark, to allow for target conversion, and TY does include the appropriate feature accepting a TX argument, to use that feature instead.

The archetypal example is *your_integer + your_real* which, with the appropriate **convert** mark in the "+" feature in *INTEGER*, we can interpret as $(\{REAL\} [your_integer]) + your_real$, where "+" represents the *plus* feature from *REAL*.

End

8.28.8 Validity: Operator Expression rule

Validity code: **VWOE**

A **Unary_expression** $\S x$ or **Binary_expression** $x \S y$, for some operator \S , is valid if and only if it satisfies the following conditions:

- 1 A feature of the **base class** of x is declared as **alias** " \S ".
- 2 The expression's **Equivalent Dot Form** is a valid **Call**.

8.28.9 Semantics: Expression Semantics (strict case)

The **value** of an **Expression**, other than a **Binary_expression** whose **Binary** is semistrict, is the **value** of its **Equivalent Dot Form**.

Informative text

This semantic rule and the preceding validity constraint make it possible to forego any specific semantics for operator expressions (except in one special case) and define the value of any expression through other semantic rules of the language, in particular the rules for calls and entities.

This applies in particular to arithmetic and relational operators (for which the feature declarations are in basic classes such as *INTEGER* and *REAL*) and to boolean operators (class *BOOLEAN*): in principle, although not necessary as implemented by compilers, $a + b$ is just a feature call like any other.

The excluded case — covered by a separate rule — is that of a binary expression using one of the three **semistrict** operators: **and then**, **or else**, **implies**. This is because the value of an expression such as a **and then** b is not entirely defined by its **Equivalent Dot Form** $a.conjoined_semistrict(b)$, which needs to evaluate b , whereas the **and then** form explicitly ignores b when a has value *False*, as the value of the whole expression is *False* even if b does not have a defined value, a case which should not be treated as an error.

End

8.28.10 Definition: Semistrict operators

A **semistrict operator** is any one of the three operators **and then**, **or else** and **implies**, applied to operands of type **BOOLEAN**.

8.28.11 Semantics: Operator Expression Semantics (semistrict case)

For *a* and *b* of type **BOOLEAN**:

- The value of **a and then b** is: if *a* has value false, then false; otherwise the value of *b*.
- The value of **a or else b** is: if *a* has value true, then true; otherwise the value of *b*.
- The value of **a implies b** is: if *a* has value false, then true; otherwise the value of *b*.

Informative text

The semantics of other kinds of expression, and Eiffel constructs in general, is **compositional**: the value of an expression with subexpressions *a* and *b*, for example **a + b** (where *a* and *b* may themselves be complex expressions), is defined in terms of the values of *a* and *b*, obtained from the same set of semantic rules, and of the connecting operators, here **+**. Among expressions, those involving semistrict operators are the only exception to this general style. The above rule is not strictly compositional since it tells us that in certain cases of evaluating an expression involving *b* we should not consider the value of *b*. It's not just that we *may* ignore the value of *b* in some cases — which would also be true of **a and b** (strict) when *a* is false — but that we *must* ignore it lest it prevents us from evaluating the expression as a whole.

It's this lack of full compositionality that makes the above rule more **operational** than the semantic specification of other kinds of expression. Their usual form is "*the value of an expression of the form X is Y*", where *Y* only refers to values of subexpressions of *X*. Such rules normally don't mention order of execution. They respect compositionality and leave compilers free to choose any operand evaluation order, in particular for performance. Here, however, order matters: the final requirement of the rule *requires* that the computation first evaluate *a*. We need this operational style to reflect the special nature of nonstrict operators, letting us sometimes get a value for an expression whose second operand does not have any.

*End***8.28.12 Syntax: Bracket expressions**

Bracket_expression \triangleq **Bracket_target** **"[" Actuals "]"**

Bracket_target \triangleq **Target** | **Once_string** | **Manifest_constant** | **Manifest_tuple**

Informative text

Target covers every kind of expression that can be used as target of a call, including simple variants like **Local** variables and formal arguments, as well as **Call**, representing the application of a query to a target that may itself be the result of applying calls.

*End***8.28.13 Validity: Bracket Expression rule****Validity code: VWBR**

A **Bracket_expression** *x* **[]** is valid if and only if it satisfies the following conditions:

- 1 A feature of the base class of *x* is declared as **alias** **"[]"**.
- 2 The expression's Equivalent Dot Form is a valid **Call**.

8.28.14 Definition: Equivalent Dot Form of an expression

Any **Expression** *e* has an **Equivalent Dot Form**, not involving (in any of its subexpressions) any **Bracket_expression** or **Operator_expression**, and defined as follows, where *C* denotes the base class of *x*, *pe* denotes the Parenthesized Form of *e*, and *x'*, *y'*, *c'* denote the Equivalent Dot Forms (obtained recursively) of *x*, *y*, *c*:

- 1 If *pe* is a **Unary_expression** § *x*: *x'.f*, where *f* is the **Feature_name** of the no-argument feature of alias § in *C*.
- 2 If *pe* is a **Binary_expression** of target-converted form *x § y*: *x'.f(y')* where *f* is the **Feature_name** of the one-argument feature of alias § in *C*.
- 3 If *pe* is a **Bracket_expression** *x[y]*: *x'.f(y)* where *f* is the **Feature_name** of the feature declared as alias "[]" in *C*.
- 4 If *pe* has no subexpression other than itself: *pe*.
- 5 In all other cases: (recursively) the result of replacing every subexpression of *e* by its Equivalent Dot Form.

8.28.15 Validity: Boolean Expression ruleValidity code: **VWBE**

A **Basic_expression** is valid as a **Boolean_expression** if and only if it is of type **BOOLEAN**.

8.28.16 Validity: Identifier ruleValidity code: **VWID**

An **Identifier** appearing in an expression in a class *C*, other than as the feature of a qualified Call, must be the name of a feature of *C*, or a local variable of the enclosing feature or inline agent if any, or a formal argument of the enclosing feature or inline agent if any, or the Object-Test Local of an **Object_test**.

Informative text

The restriction "other than as the feature of a qualified **Call**" excludes an identifier appearing immediately after a dot to denote a feature being called on a target object: in *a + b.c(d)*, the rule applies to *a*, *b* (target of a **Call**) and *d* (actual argument), but not to *c* (feature of a qualified **Call**). For *c* the relevant constraint is the Call rule, which among other conditions requires *c* to be a feature of the base class of *b*'s type.

The Identifier rule is not a full "if and only if" rule; in fact it is conceptually superfluous since it follows from earlier, more complete constraints. Language processing tools may find it convenient as a simple criterion for detecting the most common case of invalid **Identifier** in expression.

*End***8.28.17 Definition: Type of an expression**

The type of an **Expression** *e* is:

- 1 For the predefined **Read_only Current**: the current type.
- 2 For a routine's **Formal** argument : the type declared for *e*.
- 3 For an Object-Test local: its declared type.
- 4 For **Result**, appearing in the text of a query *f*: the result type of *f*.
- 5 For a local variable other than **Result**: the type declared for *e*.
- 6 For a **Call**: the type of *e* as determined by the Expression Call Type definition with respect to the current type.
- 7 For a **Precursor**: (recursively) the type of its unfolded form.
- 8 For an **Equality**: **BOOLEAN**.
- 9 For a **Parenthesized** (*f*): (recursively) the type of *f*.
- 10 For **old f**: (recursively) the type of *f*.
- 11 For an **Operator_expression** or **Bracket_expression**: (recursively) the type of the Equivalent Dot Form of *e*.
- 12 For a **Manifest_constant**: as given by the definition of the type of a manifest constant.
- 13 For a **Manifest_tuple** [*a*₁, ... *a*_{*n*}] (*n* ≥ 0): **TUPLE** [*T*₁, ... *T*_{*n*}] where each *T*_{*i*} is (recursively) the type of *a*_{*i*}.
- 14 For an **Agent**: as given by the definition of the type of an agent expression.
- 15 For an **Object_test**: **BOOLEAN**.
- 16 For a **Once_string**: **STRING**.
- 17 For an **Address** §*v*: **TYPED_POINTER** [*T*] where *T* is (recursively) the type of *v*.
- 18 For a **Creation_expression**: the **Explicit_creation_type**.

Informative text

Case 6, which refers to a definition given in the discussion of calls, also determines case 11, operator and bracket expressions.

End

8.29 Constants

Informative text

Expressions, just studied, include the special case of constants, whose values cannot directly be changed by execution-time actions. This discussion goes through the various kinds. Particular attention will be devoted to the various forms, single- and multi-line, of *string* constant.

Along with constants proper, we will study two notations for “manifest” objects given by the list of their items: manifest tuples and manifest arrays, both using the syntax *[item₁, ... item_n]*.

End

8.29.1 Syntax: Constants

Constant \triangleq **Manifest_constant** | **Constant_attribute**

Constant_attribute \triangleq **Feature_name**

8.29.2 Validity: Constant Attribute rule

Validity code: **VWCA**

A **Constant_attribute** appearing in a class **C** is valid if and only if its **Feature_name** is the final name of a constant attribute of **C**.

8.29.3 Syntax: Manifest constants

Manifest_constant \triangleq [**Manifest_type**] **Manifest_value**

Manifest_type \triangleq "{ Type }"

Manifest_value \triangleq **Boolean_constant** |
Character_constant |
Integer_constant |
Real_constant |
Manifest_string |
Manifest_type

Sign \triangleq "+" | "-"

Integer_constant \triangleq [**Sign**] **Integer**

Character_constant \triangleq "'" **Character** "'"

Boolean_constant \triangleq **True** | **False**

Real_constant \triangleq [**Sign**] **Real**

8.29.4 Syntax (non-production): Sign Syntax rule

If present, the **Sign** of an **Integer_constant** or **Real_constant** must immediately precede the associated **Integer** or **Real**, with no intervening tokens or components (such as breaks or comments).

8.29.5 Syntax (non-production): Character Syntax rule

The quotes of a **Character_constant** must immediately precede and follow the **Character**, with no intervening tokens or components (such as breaks or comments).

Informative text

In general, breaks or comment lines may appear between components prescribed by a BNF-E production, making the last two rules necessary to complement the grammar: for signed constants, you must write `-5`, not `- 5` etc. This helps avoid confusion with operators in arithmetic expressions, which may of course be followed by spaces, as in `a - b`. Similarly, you must write a character constant as `'A'`, not `' A '`.

To avoid any confusion about the syntax of **Character_constant**, it is important to note that a character code such as `%N` (New Line) constitutes a single **Character** token.

*End***8.29.6 Definition: Type of a manifest constant**

The type of a **Manifest_constant** of **Manifest_value** *mv* is:

- 1 For `{T} mv`, with the optional **Manifest_type** present: *T*. The remaining cases assume this optional component is absent, and only involve *mv*.
- 2 If *mv* is a **Boolean_constant**: *BOOLEAN*.
- 3 If *mv* is a **Character_constant**: *CHARACTER*.
- 4 If *mv* is an **Integer_constant**: *INTEGER*.
- 5 If *mv* is a **Real_constant**: *REAL*.
- 6 If *mv* is a **Manifest_string**: *STRING*.
- 7 If *mv* is a **Manifest_type** `{T}`: *TYPE [T]*.

Informative text

As a consequence of cases 3 to 6, the type of a character, string or numeric constant is never one of the sized variants but always the fundamental underlying type (*CHARACTER*, *INTEGER*, *REAL*, *STRING*). Language mechanisms are designed so that you can use such constants without hassle — for example, without explicit conversions — even in connection with specific variants. For example:

- You can assign an integer constant such as 10 to a target of a type such as *INTEGER_8* as long as it fits (as enforced by validity rules).
- You can use such a constant for discrimination in a Multi_branch even if the expression being discriminated is of a specific sized variant; here too the compatibility is enforced statically by the validity rules.

Case 7 involves the Kernel Library class *TYPE*.

*End***8.29.7 Validity: Manifest-Type Qualifier rule****Validity code:** *VWMQ*

It is valid for a **Manifest_constant** to be of the form `{T} v` (with the optional **Manifest_type** qualifier present) if and only if the type *U* of *v* (as determined by cases 2 to 7 of the definition of the type of a manifest constant) is one of *CHARACTER*, *STRING*, *INTEGER* and *REAL*, and *T* is one of the sized variants of *U*.

Informative text

The rule states no restriction on the value, even though an example such as `{INTEGER_8} 256` is clearly invalid, since 256 is not representable as an *INTEGER_8*. The Manifest Constant rule addresses this.

*End***8.29.8 Semantics: Manifest Constant Semantics**

The **value** of a **Manifest_constant** *c* listing a **Manifest_value** *v* is:

- 1 If *c* is of the form `{T} v` (with the optional **Manifest_type** qualifier present): the value of type *T* denoted by *v*.
- 2 Otherwise (*c* is just *v*): the value denoted by *v*.

8.29.9 Definition: Manifest value of a constant

The **manifest value** of a constant is:

- 1 If it is a **Manifest_constant**: its value.
- 2 If it is a constant attribute: (recursively) the manifest value of the **Manifest_constant** listed in its declaration.

Informative text

As the following syntax indicates, there are two ways to write a manifest string:

- A **Basic_manifest_string**, the most common case, is a sequence of characters in double quotes, as in *"This text"*. Some of the characters may be special character codes, such as %N representing a new line. This variant is useful for such frequent applications as object names, texts of simple messages to be displayed, labels of buttons and other user interface elements, generally using fairly short and simple sequences of characters. You may write the string over several lines by ending an interrupted line with a percent character % and starting the next one, after possible blanks and tabs, by the same character.
- A **Verbatim_string** is a sequence of lines to be taken exactly as they are (hence the name), bracketed by "{ at the end of the line that precedes the sequence and }" at the beginning of the line that follows the sequence (or "[and "]" to left-align the lines). No special character codes apply. This is useful for embedding multi-line texts; applications include *description* entries of **Notes** clauses, inline C code, SQL or XML queries to be passed to some external program.

End

8.29.10 Syntax: Manifest strings

Manifest_string \triangleq **Basic_manifest_string** | **Verbatim_string**

Basic_manifest_string \triangleq ' ' **String_content** ' '

String_content \triangleq {**Simple_string** **Line_wrapping_part** ...}⁺

Verbatim_string \triangleq **Verbatim_string_opener** **Line_sequence** **Verbatim_string_closer**

Verbatim_string_opener \triangleq ' ' [**Simple_string**] **Open_bracket**

Verbatim_string_closer \triangleq **Close_bracket** [**Simple_string**] ' '

Open_bracket \triangleq "[" | "{"

Close_bracket \triangleq "]" | "}"

Informative text

In the "basic" case, most examples of **String_content** involve just one **Simple_string** (a sequence of printable characters, with no new lines, as defined in the description of lexical components). For generality, however, **String_content** is defined as a repetition, with successive **Simple_string** components separated by **Line_wrapping_part** to allow writing a string on several lines. Details below.

In the "verbatim" case, **Line_sequence** is a lexical construct denoting a sequence of lines with arbitrary text. The reason for the **Verbatim_string_opener** and the **Verbatim_string_closer** is to provide an escape sequence for an extreme case (a **Line_sequence** that begins with "]"), but most of the time the opener is just "[" or "{" and the closer "]" or "}". The difference between brackets and braces is that with "{ ... }" the **Line_sequence** is kept exactly as is, whereas with "[...]" the lines are left-aligned (stripped of any common initial blanks and tabs). Details below.

End

8.29.11 Syntax (non-production): Line sequence

A specimen of **Line_sequence** is a sequence of one or more **Simple_string** components, each separated from the next by a single **New_line**.

8.29.12 Syntax (non-production): Manifest String rule

In addition to the properties specified by the grammar, every **Manifest_string** must satisfy the following properties:

- 1 The **Simple_string** components of its **String_content** or **Line_sequence** may not include a double quote character except as part of the character code **"** (denoting a double quote).
- 2 A **Verbatim_string_opener** or **Verbatim_string_closer** may not contain any break character.

Informative text

Like other “non-production” syntax rules, the last two rules capture simple syntax requirements not expressible through BNF-E productions.

Because a **Line_sequence** is made of simple strings separated by a single **New_line** in each case, a line in a **Verbatim_string** that looks like a comment is not a comment but a substring of the **Verbatim_string**.

*End***8.29.13 Definition: Line wrapping part**

A **Line_wrapping_part** is a sequence of characters consisting of the following, in order: **%** (percent character); zero or more blanks or tabs; **New_line**; zero or more blanks or tabs; **%** again.

Informative text

This construct requires such a definition since it can't be specified through a context-free syntax formalism such as BNF-E.

The use of **Line_wrapping_part** as separator between a **Simple_string** and the next in a **Basic_manifest_string** allows you to split a string across lines, with a **%** at the end of an interrupting line and another one at the beginning of the resuming line. The definition allows blanks and tabs before the final **%** of a **Line_wrapping_part** although they will not contribute to the contents of the string. This makes it possible to apply to the **Basic_manifest_string** the same indentation as to the neighboring elements. The definition also permits blanks and tabs after the initial **%** of a **Line_wrapping_part**, partly for symmetry and partly because it doesn't seem justified to raise an error just because the compiler has detected such invisible but probably harmless characters.

*End***8.29.14 Semantics: Manifest string semantics**

The value of a **Basic_manifest_string** is the sequence of characters that it includes, in the order given, excluding any line wrapping parts, and with any character code replaced by the corresponding character.

8.29.15 Validity: Verbatim String rule**Validity code: VWVS**

A **Verbatim_string** is valid if and only if it satisfies the following conditions, where α is the (possibly empty) **Simple_string** appearing in its **Verbatim_string_opener**:

- 1 The **Close_bracket** is **]** if the **Open_bracket** is **[**, and **}** if the **Open_bracket** is **{**.
- 2 Every character in α is printable, and not a double quote **"**.
- 3 If α is not empty, the string's **Verbatim_string_closer** includes a **Simple_string** identical to α .

8.29.16 Semantics: Verbatim string semantics

The value of a **Line_sequence** is the string obtained by concatenating the characters of its successive lines, with a “new line” character inserted between any adjacent ones.

The value of a **Verbatim_string** using braces **{ }** as **Open_bracket** and **Close_bracket** is the value of its **Line_sequence**.

The value of a **Verbatim_string** using braces **[]** as **Open_bracket** and **Close_bracket** is the value of the left-aligned form of its **Line_sequence**.

Informative text

This semantic definition is **platform-independent**: even if an environment has its own way of separating lines (such as two characters, carriage return %R and new line %N, on Windows) or represents each line as a separate element in a sequence (as in older operating systems still used on mainframes), the semantics yields a single string — a single character sequence — where each successive group of characters, each representing a line of the original, is separated from the next one by a single %N.

*End***8.29.17 Definition: Prefix, longest break prefix, left-aligned form**

A **prefix** of a string *s* is a string *p* of some length *n* ($n \geq 0$) such that the first *n* characters of *s* are the corresponding characters of *p*.

The **longest break prefix** of a sequence of strings *ls* is the longest string *bp* containing no characters other than spaces and tabs, such that *bp* is a prefix of every string in *ls*. (The longest break prefix is always defined, although it may be an empty string.)

The **left-aligned form** of a sequence of strings *ls* is the sequence of strings obtained from the corresponding strings in *ls* by removing the first *n* characters, where *n* is the length of the longest break prefix of *ls* ($n \geq 0$).

8.30 Basic types*Informative text*

The term “basic type” covers a number of expanded class types describing elementary values: booleans, characters, integers, reals, machine-level addresses. The corresponding classes — *BOOLEAN*, *CHARACTER*, *INTEGER*, *REAL* and variants specifying explicit sizes; *POINTER* — are part of ELKS, the Eiffel Library Kernel Standard.

The following presentation explains the general concepts behind the design and use of these classes.

*End***8.30.1 Definition: Basic types and their sized variants**

A **basic type** is any of the types defined by the following ELKS classes:

- *BOOLEAN*.
- *CHARACTER*, *CHARACTER_8*, *CHARACTER_32*, together called the “**sized variants** of *CHARACTER*”.
- *INTEGER*, *INTEGER_8*, *INTEGER_16*, *INTEGER_32*, *INTEGER_64*, *NATURAL*, *NATURAL_8*, *NATURAL_16*, *NATURAL_32*, *NATURAL_64*, together called the “**sized variants** of *INTEGER*”.
- *REAL*, *REAL_32*, *REAL_64*, together called the “**sized variants** of *REAL*”.
- *POINTER*.

8.30.2 Definition: Sized variants of *STRING*

The sized variants of *STRING* are *STRING*, *STRING_8* and *STRING_32*.

8.30.3 Semantics: Boolean value semantics

Class *BOOLEAN* covers the two truth values.

The reserved words *True* and *False* denote the corresponding constants.

8.30.4 Semantics: Character types

The reference class *CHARACTER_GENERAL* describes properties of characters independently of the character code.

The expanded class *CHARACTER_32* describes Unicode characters; the expanded class *CHARACTER_8* describes 8-bit (ASCII-like) characters.

The expanded class *CHARACTER* describes characters with a length and encoding settable through a compilation option. The recommended default is Unicode.

8.30.5 Semantics: Integer types

The reference class *INTEGER_GENERAL* describes integers, signed or not, of arbitrary length. The expanded classes *INTEGER_xx*, for *xx* = 8, 16, 32 or 64, describe signed integers stored on *xx* bits. The expanded classes *NATURAL_xx*, for *xx* = 8, 16, 32 or 64, describe unsigned integers stored on *xx* bits.

The expanded classes *INTEGER* and *NATURAL* describe integers, respectively signed and unsigned, with a length settable through a compilation option. The recommended default is 64 bits in both cases.

8.30.6 Semantics: Floating-point types

The reference class *REAL_GENERAL* describes floating-point numbers with arbitrary precision. The expanded classes *REAL_xx*, for *xx* = 32 or 64, describe IEEE floating-point numbers with *xx* bits of precision.

The expanded class *REAL* describes floating-point numbers with a precision settable through a compilation option. The recommended default is 64 bits.

8.30.7 Semantics: Address semantics

The expanded class *POINTER* describes addresses of data beyond the control of Eiffel systems.

8.31 Interfacing with C, C++ and other environments

Informative text

Object technology as realized in Eiffel is about **combining components**. Not all of these components are necessarily written in the same language; in particular, as organizations move to Eiffel, they will want to reuse their existing investment in components from other languages, and make their Eiffel systems interoperate with non-Eiffel software.

Eiffel is a “pure” O-O language, not a hybrid between object principles and earlier approaches such as C, and at the same time an **open** framework for combining software written in various languages. These two properties might appear contradictory, as if consistent use of object technology meant closing oneself off from the rest of the programming world. But it's exactly the reverse: a hybrid approach, trying to be O-O as well as something completely different, cannot succeed at both since the concepts are too distant. Eiffel instead strives, by providing a coherent object framework — with such principles as Uniform Access, Command-Query Separation, Single Choice, Open-Closed and Design by Contract — to be a *component combinator* capable of assembling software bricks of many different kinds.

The following presentation describes how Eiffel systems can integrate components from other languages and environments.

End

8.31.1 Syntax: External routines

External \triangleq *external* **External_language** [**External_name**]

External_language \triangleq **Unregistered_language** | **Registered_language**

Unregistered_language \triangleq **Manifest_string**

External_name \triangleq *alias* **Manifest_string**

Informative text

The **External** clause is the mechanism that enables Eiffel to interface with other environments and serve as a “component combinator” for software reuse and particularly for taking advantage of legacy code.

By default the mechanism assumes that the external routine has the same name as the Eiffel routine. If this is not the case, use an **External_name** of the form **alias "ext_name"**. The name appears as a **Manifest_string**, in quotes, not an identifier, because external languages may have different naming conventions; for example an underscore may begin a feature name in C but not in Eiffel, and some languages are case-sensitive for identifiers whereas Eiffel is not.

Instead of calling a pre-existing foreign routine, it is possible to include **inline** C or C++ code; the **alias** clause will host that code, which can access Eiffel objects through the arguments of the external routine.

The language name (**External_language**) can be an **Unregistered_language**: a string in quotes such as **"Cobol"**. Since the content of the string is arbitrary, there is no guarantee that a particular Eiffel environment will support the corresponding language interface. This is the reason for the other variant, **Registered_language**: every Eiffel compiler must support the language names **"C"**, **"C++"** and **dll**. Details of the specific mechanisms for every such **Registered_language** appear below.

Some of the *validity* rules below include a provision, unheard of in other parts of the language specification, allowing Eiffel language processing tools to rely on *non-Eiffel tools* to enforce some conditions. A typical example is a rule that requires an external name to denote a suitable foreign function; often, this can only be ascertained by a compiler for the foreign language. Such rules should be part of the specification, but we can't impose their enforcement on an Eiffel compiler without asking it also to become a compiler of C, C++ etc.; hence this special tolerance.

The general *semantics* of executing external calls appeared as part of the general semantics of calls. The semantic rules of the present discussion address specific cases, in particular inline C and C++.

End

8.31.2 Semantics: Address semantics

The value of an **Address** expression is an address enabling foreign software to access the associated **Variable**.

Informative text

The manipulations that the foreign software can perform on such addresses depend on the foreign programming language. It is the implementation's responsibility to ensure that such manipulations do not violate Eiffel semantic properties.

End

8.31.3 Syntax: Registered languages

Registered_language \triangleq **C_external** | **C++_external** | **DLL_external**

8.31.4 Syntax: External signatures

External_signature \triangleq **signature** [**External_argument_types**] [: **External_type**]

External_argument_types \triangleq "(" **External_type_list** ")"

External_type_list \triangleq {**External_type** "," ...}*

External_type \triangleq **Simple_string**

8.31.5 Validity: External Signature rule

Validity code: VZES

An **External_signature** in the declaration of an external routine *r* is valid if and only if it satisfies the following conditions:

- 1 Its **External_type_list** contains the same number of elements as *r* has formal arguments.
- 2 The final optional component (: **External_type**) if present if and only if *r* is a function.

A language processing tool may delegate enforcement of these requirements to non-Eiffel tools on the chosen platform.

Informative text

The rule does not prescribe any particular relationship between the argument and result types declared for the Eiffel routine and the names appearing in the **External_type_list** and the final **External_type** if any, since the precise correspondence depends on foreign language properties beyond the scope of Eiffel rules.

The specification of a non-external routine never includes C-style empty parenthesization: for a declaration or call of a routine without arguments you write *r*, not *r ()*. The syntax of **External_argument_types**, however, permits **()** for compatibility with other languages' conventions.

The last part of the rule allows Eiffel tools to rely on non-Eiffel tools if it is not possible, from within Eiffel, to check the properties of external routines. This provision also applies to several of the following rules.

*End***8.31.6 Semantics: External signature semantics**

An **External_signature** specifies that the associated external routine:

- Expects arguments of number and types as given by the **External_argument_types** if present, and no arguments otherwise.
- Returns a result of the **External_type** appearing after the colon, if present, and otherwise no result.

8.31.7 Syntax: External file use

External_file_use \triangleq **use** **External_file_list**

External_file_list \triangleq {**External_file** ", ..."}⁺

External_file \triangleq **External_user_file** | **External_system_file**

External_user_file \triangleq ' ' **Simple_string** ' '

External_system_file \triangleq "<**Simple_string**>"

Informative text

As the syntax indicates, you may specify as many external files as you like, preceded by **use** and separated by commas. You may specify two kinds of files:

- "System" files, used only in a C context, appear between angle brackets <> and refer to specific locations in the C library installation.
- The name of a "user" file appears between double quotes, as in "/path/user/her_include.h", and will be passed on literally to the operating system. Do not forget, when using double quotes, that this is all part of an Eiffel **Manifest_string**: you must either code them as %" or, more conveniently, write the string as a **Verbatim_string**, the first line preceded by "[and the last line followed by "]".

*End***8.31.8 Validity: External File rule****Validity code: VZEF**

An **External_file** is valid if and only if its **Simple_string** satisfies the following conditions:

- 1 When interpreted as a file name according to the conventions of the underlying platform, it denotes a file.
- 2 The file is accessible for reading.
- 3 The file's content satisfies the rules of the applicable foreign language.

A language processing tool may delegate enforcement of these conditions to non-Eiffel tools on the chosen platform.

Informative text

Condition 3 means for example that if you pass an include file to a C function the content must be C code suitable for inclusion by a C "include" directive. Such a requirement may be beyond the competence of an

Eiffel compiler, hence the final qualification enabling Eiffel tools to rely, for example, on compilation errors produced by a C compiler.

The “conventions of the underlying platforms” cited in condition 1 govern the rules on file names (in particular the interpretation of path delimiters such as / and \ on Unix and Windows) and, for an **External_system_file** name of the form *<some_file.h>*, the places in the file system where *some_file.h* is to be found.

End

8.31.9 Semantics: External file semantics

An **External_file_use** in an external routine declaration specifies that foreign language tools, to process the routine (for example to compile its original code), require access to the listed files.

8.31.10 Syntax: C externals

C_external \triangleq " " ' C
 '[inline]
 [External_signature] [External_file_use]
 ' " ' ,

Informative text

The **C_external** mechanism makes it possible, from Eiffel, to use the mechanisms of C. The syntax covers two basic schemes:

- You may rely on an existing C function. You will not, in this case, use **inline**. If the C function's name is different from the lower name of the Eiffel routine, specify it in the **alias** (**External_name**) clause; otherwise you may just omit that clause.
- You may also write C code *within* the Eiffel routine, putting that code in the **alias** clause and specifying **inline**.

In the second case the C code can directly manipulate the routine's formal arguments and, through them, Eiffel objects. The primary application (rather than writing complex processing in C code in an Eiffel class, which would make little sense) is to provide access to existing C libraries without having to write and maintain any new C files even if some “glue code” is necessary, for example to perform type adaptations. Such code, which should remain short and simple, will be directly included and maintained in the Eiffel classes providing the interface to the legacy code.

The **alias** part is a **Manifest_string** of one of the two available forms:

- It may begin and end with a double quote "; then any double quote character appearing in it must be preceded by a percent sign, as %"; line separations are marked by the special code for “new line”, %N.
- If the text extends over more than one line, it is more convenient to use a **Verbatim_string**: a sequence of lines to be taken exactly as they are, preceded by "[at the end of a line and followed by "]" at the beginning of a line.

In this **Manifest_string**, you may refer to any formal argument *a* of the external routine through the notation **\$a** (a dollar sign immediately followed by the name of the argument). For *a* you may use either upper or lower case, lower being the recommended style as usual.

End

8.31.11 Validity: C External rule

Validity code: **VZCC**

A **C_external** for the declaration of an external routine *r* is valid if and only if it satisfies the following conditions:

- 1 At least one of the optional **inline** and **External_signature** components is present.
- 2 If the **inline** part is present, the external routine includes an **External_name** component, of the form **alias C_text**.

- 3 If case 2 applies, then for any occurrence in *C_text* of an **Identifier** *a* immediately preceded by a dollar sign \$ the lower name of *a* is the lower name of a formal argument of *r*.

8.31.12 Semantics: C Inline semantics

In an external routine *er* of the **inline** form, an **External_name** of the form **alias C_text** denotes the algorithm defined, according to the semantics of the C language, by a C function that has:

- As its signature, the signature specified by *er*.
- As its body, *C_text* after replacement of every occurrence of *\$a*, where the lower name of *a* is the lower name of one of the formal arguments of *er*, by *a*.

8.31.13 Syntax: C++ externals

```
C++_external  $\triangleq$  ' ' ' C++
inline
[External_signature]
[External_file_use]
' ' '
```

Informative text

As in the C case, you may directly write C++ code which can access the external routine's argument and hence Eiffel objects. Such code can, among other operations, create and delete C++ objects using C++ constructors and destructors.

Unlike in the C case, this inline facility is the *only* possibility: you cannot rely on an existing function. The reason is that C++ functions — if not “static” — require a target object, like Eiffel routines. By directly writing appropriate inline C++ code, you will take care of providing the target object whenever required.

End

8.31.14 Validity: C++ External rule

Validity code: **VZC+**

A **C++_external** part for the declaration of an external routine *r* is valid if and only if it satisfies the following conditions:

- The external routine includes an **External_name** component, of the form **alias C++_text**.
- For any occurrence in *C++_text* of an **Identifier** *a* immediately preceded by a dollar sign \$, the lower name of *a* is the lower name of a formal argument of *r*.

8.31.15 Semantics: C++ Inline semantics

In an external routine *er* of the **C++_external** form, an **External_name** of the form **alias C++_text** denotes the algorithm defined, according to the semantics of the C++ language, by a C++ function that has:

- As its signature, the signature specified by *er*.
- As its body, *C++_text* after replacement of every occurrence of *\$a*, where the lower name of *a* is the lower name of one of the formal arguments of *er*, by *a*.

8.31.16 Syntax: DLL externals

```
DLL_external  $\triangleq$  ' ' ' dll
[windows]
DLL_identifier
[DLL_index]
[External_signature]
[External_file_use]
' ' '
```

DLL_identifier \triangleq **Simple_string**

DLL_index \triangleq **Integer**

Informative text

Through a **DLL_external** you may define an Eiffel routine whose execution calls an external mechanism from a Dynamic Link Library, not loaded until first use.

The mechanism assumes a dynamic loading facility, such as exist on modern platforms; it is specified to work with any such platform.

*End***8.31.17 Validity: External DLL rule**Validity code: **VZDL**

A **DLL_external** of **DLL_identifier** *i* is valid if and only if it satisfies the following conditions:

- 1 When interpreted as a file name according to the conventions of the underlying platform, *i* denotes a file.
- 2 The file is accessible for reading.
- 3 The file's content denotes a dynamically loadable module.

8.31.18 Semantics: External DLL semantics

The routine to be executed (after loading if necessary) in a call to a **DLL_external** is the dynamically loadable routine from the file specified by the **DLL_identifier** and, within that file, by its name and the **DLL_index** if present.

8.32 Lexical components*Informative text*

The previous discussions have covered the syntax, validity and semantics of software systems. At the most basic level, the texts of these systems are made of **lexical** components, playing for Eiffel classes the role that words and punctuation play for the sentences of human language. All construct descriptions relied on lexical components — identifiers, reserved words, special symbols ... — but their structure has not been formally defined yet. It is time now to cover this aspect of the language, affecting its most elementary components.

*End***8.32.1 Syntax (non-production): Character, character set**

An Eiffel text is a sequence of **characters**. Characters are either:

- All 32-bit, corresponding to Unicode and to the Eiffel type **CHARACTER_32**.
- All 8-bit, corresponding to 8-bit extended ASCII and to the Eiffel type **CHARACTER_8**.

Compilers and other language processing tools must offer an option to select one **character set** from these two. The same or another option determines whether the type **CHARACTER** is equivalent to **CHARACTER_32** or **CHARACTER_8**.

Informative text

In manifest strings and character constants, characters can be coded either directly, as a single-key entry, or through a multiple-key character code such as **%N** (denoting new-line) or **%/59/**. The details appear below.

*End***8.32.2 Definition: Letter, alpha_betic, numeric, alpha_numeric, printable**

A **letter** is any character belonging to one of the following categories:

- 1 Any of the following fifty-two, each a lower-case or upper-case element of the Roman alphabet:

a b c d e f g h i j k l m n o p q r s t u v w x y z
A B C D E F G H I J K L M N O P Q R S T U V W X Y Z

- 2 If the underlying character set is 8-bit extended ASCII, the characters of codes 192 to 255 in that set.
- 3 If the underlying character set is Unicode, all characters defined as letters in that set.

An **alpha_betic character** is a letter or an underscore `_`.

A **numeric character** is one of the ten characters `0 1 2 3 4 5 6 7 8 9`.

An **alpha_numeric character** is alpha_betic or numeric.

A **printable character** is any of the characters listed as printable in the definition of the character set (Unicode or extended ASCII).

Informative text

In common English usage, “alphabetic” and “alphanumeric” characters do not include the underscore. The spellings “*alpha_betic*” and “*alpha_numeric*” are a reminder that we accept underscores in both identifiers, as in `your_variable`, and numeric constants, as in `8_961_226`.

“*Printable*” characters exclude such special characters as new line and backspace.

Case 2 of the definition of “letter” refers to the 8-bit extended ASCII character set. Only the 7-bit ASCII character set is universally defined; the 8-bit extension has variants corresponding to alphabets used in various countries. Codes 192 to 255 generally cover letters equipped with *diacritical marks* (accents, umlauts, cedilla). As a result, if you use an 8-bit letter not in the 7-bit character set, for example to define an identifier with a diacritical mark, it may — without any effect on its Eiffel semantics — display differently depending on the “*locale*” settings of your computer.

End

8.32.3 Definition: Break character, break

A **break character** is one of the following characters:

- Blank (also known as space).
- Tab.
- New Line (also known as Line Feed).
- Return (also known as Carriage Return).

A **break** is a sequence of one or more break characters that is not part of a **Character_constant**, of a **Manifest_string** or of a **Simple_string component** of a **Comment**.

8.32.4 Semantics: Break semantics

Breaks serve a purely syntactical role, to separate tokens. The effect of a break is independent of its makeup (its precise use of spaces, tabs and newlines). In particular, the separation of a class text into lines has no effect on its semantics.

Informative text

Because the above definition of “break” excludes break characters appearing in **Character_constant**, **Manifest_string** and **Comment** components, the semantics of these constructs may take such break characters into account.

End

8.32.5 Definition: Expected, free comment

A comment is **expected** if it appears in a construct as part of the style guidelines for that construct. Otherwise it is **free**.

8.32.6 Syntax (non-production): “Blanks or tabs”, new line

A specimen of **Blanks_or_tabs** is any non-empty sequence of characters, each of which is a blank or a tab.

A specimen of **New_line** is a New Line.

8.32.7 Syntax: Comments

Comment \triangleq "--" {**Simple_string** **Comment_break** ...}*

Comment_break \triangleq **New_line** [**Blanks_or_tabs**] "--"

Informative text

This syntax implies that two or more successive comment lines, with nothing other than new lines to separate them, form a single comment.

End

8.32.8 Syntax (non-production): Free Comment rule

It is permitted to include a free comment between any two successive components of a specimen of a construct defined by a BNF-E production, except if excluded by specific syntax rules.

Informative text

An example of construct whose specimens may not include comments is **Line_sequence**, defined not by a BNF-E production but by another “non-production” syntax rule: no comments may appear between the successive lines of such a sequence — or, as a consequence, of a **Verbatim_string**.

Similarly, the Alias Syntax rule excludes any characters — and hence comments — between an **Alias_name** and its enclosing quotes.

End

8.32.9 Semantics: Header Comment rule

A feature **Header_comment** is an abbreviation for a **Note** clause of the form

note

what: Explanation

where *Explanation* is a **Verbatim_string** with [and] as **Open_bracket** and **Close_bracket** and a **Line_sequence** made up of the successive lines (**Simple_string**) of the comment, each deprived of its first characters up to and including the first two consecutive dash characters, and of the space immediately following them if any.

Informative text

Per the syntax, a comment is a succession of **Simple_string** components, each prefixed by "--" itself optionally preceded, in the second and subsequent lines if any, by a **Blank_or_tabs**. To make up the **Verbatim_string** we remove the **Blank_or_tabs** and dashes; we also remove one immediately following space, to account for the common practice of separating the dashes from the actual comment text, as in

-- A comment.

End

8.32.10 Definition: Symbol, word

A **symbol** is either a special symbol of the language, such as the semicolon “;” and the “.” of dot notation, or a standard operator such as “+” and “*”.

A **word** is any token that is not a symbol. Examples of words include identifiers, keywords, free operators and non-symbol operators such as **or else**.

8.32.11 Syntax (non-production): Break rule

It is permitted to write two adjacent tokens without an intervening break if and only if they satisfy one of the following conditions:

- 1 One is a word and the other is a symbol.
- 2 They are both symbols, and their concatenation is not a symbol.

Informative text

Without this rule, adjacent words not separated by a break — as in *ifxthen* — or adjacent symbols would be ambiguous.

End

8.32.12 Semantics: Letter Case rule

Letter case is significant for the following constructs: **Character_constant** and **Manifest_string** except for special character codes, **Comment**.

For all other constructs, letter case is not significant: changing a letter to its lower-case or upper-case counterpart does not affect the semantics of a specimen of the construct.

8.32.13 Definition: Reserved word, keyword

The following names are **reserved words** of the language.

agent	alias	all	and	as	assign	attribute
check	class	convert	create	Current	debug	deferred
do	else	elseif	end	ensure	expanded	export
external	False	feature	from	frozen	if	implies
inherit	inspect	invariant	like	local	loop	not
note	obsolete	old	once	only	or	Precursor
redefine	rename	require	rescue	Result	retry	select
separate	then	True	TUPLE	undefine	until	variant
Void	when	xor				

The reserved words that serve as purely syntactical markers, not carrying a direct semantic value, are called **keywords**; they appear in the above list in all lower-case letters.

Informative text

The non-keyword reserved words, such as **True**, have a semantics of their own (**True** denotes one of the two boolean values).

The Letter Case rule applies to reserved words, so the decision to write keywords in all lower case is simply a style guideline. Non-keyword reserved words are most closely related to constants and, like constants, have — in the recommended style — a single upper-case letter, the first; **TUPLE** is most closely related to types and is all upper-case.

End

8.32.14 Syntax (non-production): Double Reserved Word rule

The reserved words **and then** and **or else** are each made of two components separated by one or more blanks (but no other break characters). Every other reserved word is a sequence of letters with no intervening break character.

8.32.15 Definition: Special symbol

A **special symbol** is any of the following character sequences:

-- : ; , ? ! ' " \$. -> :=
= /= ~ /~ () (| |) [] { }

8.32.16 Syntax (non-production): Identifier

An **Identifier** is a sequence of one or more alpha numeric characters of which the first is a letter.

8.32.17 Validity: Identifier ruleValidity code: *VIID*

An **Identifier** is valid if and only if it is not one of the language's reserved words.

8.32.18 Definition: Predefined operator

A **predefined operator** is one of:

= **/=** **~** **/~**

Informative text

These operators — all “special symbols” — appear in **Equality** expressions. Their semantics, reference or object equality or inequality, is defined by the language (although you can adapt the effect of **~** and **/~** since they follow redefinitions of *is_equal*). As a consequence you may not use them as **Alias** for your own features.

*End***8.32.19 Definition: Standard operator**

A **standard unary operator** is one of:

+ **-**

A **standard binary operator** is any one of the following one- or two-character symbols:

+ **-** ***** **/** **^** **<** **>**
<= **>=** **//** **** **..**

Informative text

All the standard operators appear as **Operator** aliases for numeric and relational features of the Kernel Library, for example *less_than alias "<"* in *INTEGER* and many other classes. You may also use them as **Alias** in your own classes.

*End***8.32.20 Definition: Operator symbol**

An **operator symbol** is any non-alpha numeric printable character that satisfies any of the following properties:

- 1 It does not appear in any of the special symbols.
- 2 It appears in any of the standard (unary or binary) operators but is neither a dot **.** nor an equal sign **=**.
- 3 It is a tilde **~**, percent **%**, question mark **?**, or exclamation mark **!**.

Informative text

Condition 1 avoids ambiguities with special symbols such as quotes. Conditions 2 and 3 override it when needed: we do for example accept as operator symbols **+**, a standard operator, and **** which appears in a standard operator — but not a dot or an equal sign, which have a set meaning.

*End***8.32.21 Definition: Free operator**

A **free operator** is sequence of one or more characters satisfying the following properties:

- 1 It is not a special symbol, standard operator or predefined operator.
- 2 Every character in the sequence is an operator symbol.
- 3 Every subsequence that is not a standard operator or predefined operator is distinct from all special symbols.

A **Free_unary** is a free operator that is distinct from all standard unary operators.

A **Free_binary** is a free operator that is distinct from all standard binary operators.

Informative text

Condition 3 gives us maximum flexibility without ambiguity; for example:

- You may **not** use `---` as an operator because, its subsequence `--` clashes with the special symbol introducing comments.
- You may similarly **not** use `--` because the full sequence (which of course is a subsequence too) could still be interpreted as making the rest of the line a comment.
- You **may**, however, use a single `-`, or define a free operator such as `-*` which does not cause any such confusion.
- You may **not** use `?`, `!`, `=` or `~`, but you **may** use operators containing these characters, for example `!=`.
- You **may** use a percent character `%` by itself or in connection with other operator symbols. No confusion is possible with character codes such as `%B` and `%/123/`. (If you use a percent character in an **Alias** specification, its occurrences in the **Alias_name** string must be written as `%%` according to the normal rules for special characters in strings. For example you may define a feature `remainder alias "%%"` to indicate that it has `%` as an **Operator** alias. But any use of the operator outside of such a string is written just `%`, for example in the expression `a % b` which in this case would be a shorthand for `a.remainder(b)`.)

Alpha_numeric characters are not permitted. For example, you may not use `+b` as an operator: otherwise `a+b` could be understood as consisting of one identifier and one operator.

End

8.32.22 Syntax (non-production): Manifest character

A **manifest character** — specimen of construct **Character** — is one of the following:

- 1 Any key associated with a printable character, except for the percent key `%`.
- 2 The sequence `%k`, where `k` is a one-key code taken from the list of special characters.
- 3 The sequence `%/code/`, where `code` is an unsigned integer in any of the available forms — decimal, binary, octal, hexadecimal — corresponding to a valid character code in the chosen character set.

Informative text

Form 1 accepts any character on your keyboard, provided it matches the character set you have selected (Unicode or extended ASCII), with the exception of the percent, used as special marker for the other two cases.

Form 2 lets you use predefined percent codes, such as `%B` for backspace, for the most commonly needed special characters. The set of supported codes follows.

Form 3 allows you to denote any Unicode or Extended ASCII character by its integer code; for example `%/59/` represents a semicolon (the character of code 59). Since listings for character codes — for example in Unicode documentation — often give them in base 16, you may use the `0xNNN` convention for hexadecimal integers: the semicolon example can also be expressed as `%/0x3B/`, where `3B` is the hexadecimal code for 59.

Since the three cases define all the possibilities, a percent sign is illegal in a context expecting a **Character** unless immediately followed by one of the keys of the following table or by `/code/` where `code` is a legal character code. For example `%?` is illegal (no such special character); so is `%0x/FFFFFF/` (not in the Unicode range).

End

8.32.23 Special characters and their codes

Character	Code	Mnemonic name
@	%A	At-sign

BS	%B	Backspace
^	%C	Circumflex
\$	%D	Dollar
FF	%F	Form feed
\	%H	Backslash
~	%L	Tilde
NL (LF)	%N	Newline
`	%Q	Backquote
CR	%R	Carriage Return
#	%S	Sharp
HT	%T	Horizontal Tab
NUL	%U	Null
	%V	Vertical bar
%	%%	Percent
'	%'	Single quote
"	%"	Double quote
[%([Opening bracket
]	%)	Closing bracket
{	%{	Opening brace
}	%}	Closing brace

Informative text

A few of these codes, such as the last four, are present on many keyboards, but sometimes preempted to represent letters with diacritical marks; using %([rather than [guarantees that you always get a bracket.

End

8.32.24 Syntax (non-production): Percent variants

The percent forms of **Character** are available for the manifest characters of a **Character_constant** and of the **Simple_string** components of a **Manifest_string**, but not for any other token.

Informative text

The characters “of” such a constant do not include the single ' or double " quotes, which you must enter as themselves.

End

8.32.25 Semantics: Manifest character semantics

The value of a **Character** is:

- 1 If it is a printable character *c* other than %: *c*.
- 2 If it is of the form %*k* for a one-key code *k*: the corresponding character as given by the table of special characters.
- 3 If it is of the form %/*code*/: the character of code *code* in the chosen character set.

8.32.26 Syntax (non-production): String, simple string

A **string** — specimen of construct **String** — is a sequence of zero or more manifest characters.

A **simple string** — specimen of **Simple_string** — is a **String** consisting of at most one line (that is to say, containing no embedded new-line manifest character).

8.32.27 Semantics: String semantics

The value of a **String** or **Simple_string** is the sequence of the values of its characters.

8.32.28 Syntax: Integers

Integer \triangleq [**Integer_base**] **Digit_sequence**

Integer_base \triangleq "0" **Integer_base_letter**

Integer_base_letter \triangleq "b" | "c" | "x" | "B" | "C" | "X"

Digit_sequence \triangleq **Digit**⁺

Digit \triangleq "0" | "1" | "2" | "3" | "4" | "5" | "6" | "7" | "8" | "9" |
 "a" | "b" | "c" | "d" | "e" | "f" |
 "A" | "B" | "C" | "D" | "E" | "F" | "_"

Informative text

To introduce an integer base, use the digit 0 (zero) followed by a letter denoting the base: **b** for binary, **c** for octal, **x** for hexadecimal. Per the Letter Case rule the upper-case versions of these letters are permitted, although lower-case is the recommended style.

Similarly, you may write the hexadecimal digits of the last two lines in lower or upper case. Here upper case is the recommended style, as in **0xA5**.

*End***8.32.29 Validity: Integer rule****Validity code:** *VIIN*

An **Integer** is valid if and only if it satisfies the following conditions:

- 1 It contains no breaks.
- 2 Neither the first nor the last **Digit** of the **Digit_sequence** is an underscore "_".
- 3 If there is no **Integer_base** (decimal integer), every **Digit** is either one of the decimal digits 0 to 9 (zero to nine) or an underscore.
- 4 If there is an **Integer_base** of the form 0b or 0B (binary integer), every **Digit** is either 0, 1 or an underscore.
- 5 If there is an **Integer_base** of the form 0c or 0C (octal integer), every **Digit** is either one of the octal digits 0 to 7 or an underscore.

Informative text

The rule has no requirement for the hexadecimal case, which accepts all the digits permitted by the syntax.

Integer is a purely lexical construct and does not include provision for a sign; the construct **Integer_constant** denotes possibly signed integers.

*End***8.32.30 Semantics: Integer semantics**

The value of an **Integer** is the integer constant denoted in ordinary mathematical notation by the **Digit_sequence**, without its underscores if any, in the corresponding base: binary if the **Integer** starts with 0b or 0B, octal if it starts with 0c or 0C, hexadecimal if it starts with 0x or 0X, decimal otherwise.

Informative text

This definition always yields a well-defined mathematical value, regardless of the number of digits. It is only at the level of **Integer_constant** that the value may be flagged as invalid, for example {*NATURAL_8*} 256, or 999 ... 999 with too many digits to be representable as either an *INTEGER_32* or an *INTEGER_64*.

The semantics ignores any underscores, which only serve to separate groups of digits for clarity. With decimal digits, the recommended style, if you include underscores, is to use groups of three from the right.

*End***8.32.31 Syntax (non-production): Real number**

A **real** — specimen of **Real** — is made of the following elements, in the order given:

- An optional decimal **Integer**, giving the integral part.
- A required “.” (dot).
- An optional decimal **Integer**, giving the fractional part.
- An optional exponent, which is the letter *e* or *E* followed by an optional **Sign** (+ or –) and a decimal **Integer**.

No intervening character (blank or otherwise) is permitted between these elements. The integral and fractional parts may not both be absent.

Informative text

As with integers, you may use underscores to group the digits for readability. The recommended style uses groups of three in both the integral and decimal parts, as in *45_093_373.567_21*. If you include an exponent, *E*, rather than *e*, is the recommended form.

End

8.32.32 Semantics: Real semantics

The value of a **Real** is the real number that would be expressed in ordinary mathematical notation as *i.f 10^e*, where *i* is the integral part, *f* the fractional part and *e* the exponent (or, in each case, zero if the corresponding part is absent).

(Blank page)

Index

Page numbers in *italics* refer to occurrences in clauses 1 to 7 (non-normative).

A

- abstract data type 6
- actual, see under “argument”, “generic”
- Actual_generics* 77
- Actual_list* 119
- Actuals* 119
- Address* 136
- address
 - semantics 146, 147
- Agent* 134
- agent 133–136
 - body
 - syntax 134
 - call agent
 - equivalent to an inline agent 135
 - syntactical forms 133
 - target type 134
 - call semantics 136
 - expression
 - semantics 136
 - type 135
 - inline agent
 - associated feature 134
 - call-agent equivalent 135
 - semantics 135
 - use of *Result* 135
 - operand
 - closed 135
 - open 135
 - position
 - closed 135
 - open 135
 - syntax 134
- agent* 133, 134, 135
- Agent_actual* 134
- Agent_actual_list* 134
- Agent_actuals* 134
- Agent_qualified* 134
- Agent_target* 134
- Agent_unqualified* 134
- aggregate production 25
- Algol 60 23
- Alias* 38
- alias
 - same 39
- alias* 38, 89, 138, 139, 140, 146, 149, 150
- Alias Syntax rule 38
- Alias Validity rule 43
- Alias_name* 38
- all* 50
- alpha_betic 151
- alpha_numeric 151
- ancestor 46, 91
 - proper 46
 - repeated 91
- ancestor types
 - of a class 45
 - of a type 45
- ancestors of a class 15
- Anchor* 72
- anchor 74
 - cyclic 74
 - set 74
- Anchored* 72
- anchored
 - entity 74
 - type 74
- Anchored Type rule 75
- and* 40, 64, 65, 71, 126, 137
- and then* 40, 61, 64, 65, 126, 137, 139, 154
- ANY* 3, 18, 19, 21, 22, 44, 45, 51, 52, 78, 80, 81, 84, 102, 107, 109, 110, 111, 112, 113, 114, 115, 123, 130, 131
- architecture of Eiffel software 22–23, 29–32
- argument
 - actual 53
 - syntax 119
 - formal 53
 - declaration
 - syntax 54
- Argument rule 121
- argument signature of a feature 37
- ARRAY* 3
- as* 47, 82
- Assertion* 56
- assertion 11–13
 - availability of an assertion clause 57
 - covariance-aware form 64
 - evaluation 62
 - extension 64
 - local unfolded form 62
 - monitoring 62
 - levels 63
 - semantics 63
 - syntax 56
 - unfolded form 64
 - violation 63
 - weakening and strengthening in descendants 18
- Assertion Syntax rule 56
- Assertion_clause* 56
- ASSERTION_VIOLATION* 3
- assign* 40
- assigner call
 - semantics 118
 - syntax 117
- Assigner Call rule 118
- Assigner Command rule 40
- assigner mark
 - syntax 40
- Assigner_call* 117
- Assigner_mark* 40
- Assignment* 116
- assignment
 - semantics 117
 - syntax 116
- Assignment rule 116
- associated
 - exception marker of an Old expression 58
 - feature of an inline agent 134
 - variable of an Old expression 58
- Associated Variable Semantics 59
- attached 100
 - “attached to” 100
 - entity 116
 - expression 128
 - object 7
 - type 76

semantics 76
[ATTACHED_TARGET_VIOLATION](#) 3

attaching an entity 116

attachment 115–118

of an entity 116

[Attachment_mark](#) 71

[Attribute](#) 99

attribute 8, 99–100

body

syntax 99

[attribute](#) 99

[Attribute_or_routine](#) 36

available 51

assertion clause 57

for call 51

for creation 109

selectively 51

B

Backus-Naur Form 23

base class 72

of an expression 73

Base principle 72

Base rule 73

base type 72

expression 73

multi-constraint formal generic type 82

single-constrained formal generic 80

unconstrained formal generic 81

based 72

see also “base type”

basic syntax description rule 25

basic type 10, 74, 145–146

[Basic_expression](#) 136

[Basic_manifest_string](#) 143

[Binary](#) 40

binary expression

target-converted form 138

[Binary_expression](#) 137

Blanks or tabs 152

block

rescue 130

BNF 23

BNF-E 23

body of a feature

syntax 36

[BOOLEAN](#) 3, 145

boolean

semantics 145

Boolean Expression rule 140

[Boolean_constant](#) 141

[Boolean_expression](#) 136

[Bracket](#) 38

bracket

syntax 139

Bracket Expression rule 139

bracket feature 39

[Bracket_expression](#) 139

[Bracket_target](#) 139

break 152

character 152

semantics 152

Break rule 153

C

C

external

syntax 149

inline

semantics 150

[C](#) 150

C External rule 149

C++

external

syntax 150

inline

semantics 150

[C++](#) 150

C++ External rule 150

[C_external](#) 149

[Call](#) 118

call 118–125

assigner call, see this term

call agent, see under “agent”

call time of an agent 133

dynamic feature 122

expression

value 125

feature of a call 119

freshness (for once routine) 122

non-object

semantics 120

operand 133

position 133

qualified 119

result 125

semantics

general 124

syntax 118

target 119

target type 119

time (of an agent) 133

type (of a [Call](#) expression) 124

unqualified 119

Call Agent rule 134

Call Sharing rule 92

Call Use rule 118

[Call_agent](#) 134

[Call_agent_body](#) 134

CAP, see “Certified Attachment Pattern”

Case Insensitivity principle 27

catcall 128

Certified Attachment Pattern 127

[CHARACTER](#) 3, 145, 146

character 151

codes (for special characters) 156

percent 157

manifest 156

semantics 157

set 151

special 156

percent 157

types 145

Character Syntax rule 141

[CHARACTER_32](#) 3, 145, 146

[CHARACTER_8](#) 3, 145, 146

[Character_constant](#) 141

[CHARACTER_GENERAL](#) 145

[Check](#) 61

check

syntax 61

[check](#) 61

check-correct 61

[Choice](#) 96

choice production 25

[Choices](#) 96

clash (of feature names) 66, 94

class 6, 7–10

ancestor types 45

- ancestors 15
- base 72
- client relation 48, 49
- clients 7
- consistency 60
- contract view 53
- converting to 88
- correctness 62
- creation procedures 108
- declaration
 - syntax 32
- descendant 15
- dynamic class set 117
- effective 33
- expanded 33
- flat-short form 53
- frozen 33
- generic 78
- header
 - syntax 33
- heirs 15
- incremental contract view 52
- invariant 11, 57
- involved in a type 75
- name
 - semantics 30
 - syntax 30
- needs another 23
- non-basic 100
- parent part 44
- parents 15
- short form 52
- unfolded inheritance part 45
- class** 33, 79
 - Class **ANY** rule 44
 - Class Header rule 33
 - Class Name rule 30
 - Class Type rule 73
 - Class_declaration** 32
 - Class_header** 33
 - Class_list** 50
 - Class_name** 30
 - Class_or_tuple_type** 71
 - Class_type** 71
 - Class-Level Call rule 122
 - client relation 7, 48–53
 - between classes and types 48
 - between types 49
 - expanded 49
 - generic 49
 - indirect 49
 - simple 49
 - client set
 - of a Clients part 49
 - of a feature 51
 - Clients** 50
 - clients
 - syntax 50
 - cloning objects 114
 - deep 115
 - Close_bracket** 143
 - closed operand 135
 - cluster 23, 29
 - codes for special characters 156
 - percent 157
 - collection, see “garbage collection”
 - combined precondition, postcondition 65
 - command 37
 - Comment** 153
 - comment
 - expected 152
 - free 152
 - syntax 153
 - Comment_break** 153
 - Comparison** 113
 - comparison 112–115
 - of objects 113
 - compatibility
 - between expressions 84
 - between types 83
 - component 24
 - composite object 101
 - Compound
 - semantics (non-exception) 95
 - Compound** 55
 - Conditional** 95
 - conditional
 - semantics 95
 - syntax 95
 - conformance 83–86
 - between expressions 84
 - expanded types 86
 - formal generic 86
 - general 85
 - path 85
 - reference types 85
 - signature 84
 - tuple types 86
 - conforming parent 45
 - conjunctive 126
 - consistency of a class 60
 - Constant** 141
 - constant 141–145
 - attribute 37
 - manifest
 - semantics 142
 - syntax 141
 - type 142
 - manifest value 143
 - syntax 141
 - Constant Attribute rule 141
 - Constant_attribute** 101, 141
 - Constant_interval** 96
 - constrained generic parameter 78
 - constraining
 - creation feature 79
 - type 78
 - Constraining_types** 78
 - Constraint** 78
 - constraint (of a **Formal_generic**) 78
 - Constraint_creators** 78
 - Constraint_list** 78
 - construct 24
 - Construct Name convention 24
 - Construct Specimen convention 24
 - construction time of an agent 133
 - contains 29
 - directly 29
 - context
 - of execution 105
 - continuing an exception 132
 - contract 12, 13, 56–63
 - of a feature 57
 - subcontract 18, 57
 - view 53
 - incremental 52
 - control structure 95–99
 - conventions
 - textual 26
 - conversion 87–91
 - explicit 89
 - expression 89
 - feature 87

- procedure 87
- query 87
- semantics 89
- syntax 87
- through 88
- to a class 88
- to and from a type 88
- type 87
- Conversion Asymmetry principle 87
- Conversion Non-Transitivity principle 87
- Conversion principle 87
- Conversion Procedure rule 87
- Conversion Query rule 88
- Conversion_procedure** 87
- Conversion_query** 87
- convert** 38, 39, 43, 87, 138
- Converter** 87
- Converter_list** 87
- Converters** 87
- convertibility, converting, see “conversion”
- copy semantics 100
- copying objects 114
 - deep 115
- correct
 - exception 130
- correctness 56–63
 - total 60
- correctness of a class 62
- covariance-aware form of an inherited assertion 64
- covariant argument 84
- create** 78, 89, 107, 109, 111
- creation 106–112
 - availability 109
 - constraining creation feature 79
 - expression
 - properties 111
 - semantics 112
 - instruction
 - properties 110
 - semantics 110
 - unfolded form 109
 - operation 107
 - procedure
 - general 109
 - of a class 108
 - of a type 108
 - syntax 107, 109, 111
 - target 109
 - type 109
- Creation Clause rule 108
- Creation Expression Properties 111
- creation instruction 7
- Creation Instruction rule 109
- Creation Precondition rule 107
- Creation principle 106
- Creation procedure property 108
- Creation Type theorem 109
- Creation_call** 109
- Creation_clause** 107
- Creation_expression** 111
- Creation_instruction** 109
- Creation_procedure** 107
- Creation_procedure_list** 107
- Creators** 107
- Current** 72, 75, 76, 101, 106, 107, 120, 121, 124, 135, 140
- current
 - class 32
 - object 9, 123
 - semantics 124

- routine 123
- type 81
- cyclic anchor 74

D

- deanchored form of a type 75
- Debug** 98
- debug
 - semantics 98
 - syntax 98
- debug** 98
- declaration for a feature 48
- declaration of formal arguments and entities
 - syntax 54
- Declaration_body** 35
- Default Initialization rule 102
- default value 8, 102
- default_rescue** 130
- Deferred** 54
- deferred
 - class 19–21, 33
 - feature 68
 - inherited as 65
- deferred** 33, 34, 54, 68, 79
- Deferred Class property 68
- derivation, generic 78
- descendant 46, 91
 - of a class 15
 - proper 46
 - repeated 91
- Descendant Argument rule 129
- design 21
- Design by Contract 12–13, 18, 56–63
- detachable type 76
- Digit** 158
- Digit_sequence** 158
- direct instance, see “direct” under “instance”
- disjunctive 126
- DISPOSABLE** 3
- DLL
 - external
 - semantics 151
 - syntax 150
- dll** 150
- DLL_external** 150
- DLL_identifier** 150
- DLL_index** 150
- do** 36, 54
- Double Reserved Word rule 154
- duplicating objects, see “cloning”
- dynamic
 - binding 17–18
 - definition 17
 - version 93
 - class set 117
 - feature of a call 122
 - type 117
 - type set 117

E

- effect 65, 68
- effecting 20, 65, 68
- effective 19
 - class 33
 - feature 68
- Effective Class property 68
- Effective_routine** 54
- efficiency 6
- else** 56, 95

- Else_part 95
- elseif 95, 96
- end 32, 36, 43, 61, 78, 79, 95, 96, 98
- ensure 56, 69
- ensure then 64, 69
- Entity 101
- entity 7, 101
 - anchored 74
 - attached 116
 - attaching 116
 - declaration
 - syntax 54
 - syntax 101
- Entity Declaration rule 54
- Entity rule 101
- Entity Semantics rule 106
- Entity_declaration_group 54
- Entity_declaration_list 54
- Equality 113
- equality
 - deep 115
 - semantics 113
 - syntax 113
- Equivalent Dot Form 139
- evaluation of an assertion 62
- evaluation position 103
- EXCEPTION 3
- exception 13–14, 129–133
 - cases 131
 - continuing 132
 - definition 129
 - ignoring 132
 - properties 132
 - see also “rescue”
 - semantics 131
 - type 131
- exception-correct 130
- execution
 - context 105
 - of a system 32
 - terminology 27
- Exit_condition 98
- expanded
 - class 33
 - client 49
 - conformance 86
 - formal generic parameter 81
 - type 10, 74
- expanded 33
- expected comment 152
- explicit conversion 89
- Explicit_creation_call 109
- Explicit_creation_type 109
- Explicit_value 35
- export 48–53
- export 50
- export adaptation
 - syntax 50
- Export rule 120
- Export Status principle 121
- exported
 - feature 51
- Expression 136
- expression 136–141
 - agent
 - semantics 136
 - type 135
 - attached 128
 - base type, base class 73
 - binary
 - target-converted form 138
 - bracket
 - syntax 139
 - call
 - value 125
 - conformance 84
 - convertibility 89
 - creation
 - properties 111
 - semantics 112
 - syntax 111
 - equality
 - semantics 113
 - syntax 113
 - Equivalent Dot Form 139
 - inequality
 - semantics 114
 - inspect 96
 - old, see “old”
 - operand 136
 - operator
 - syntax 137
 - parenthesized
 - semantics 137
 - parenthesized form 137
 - polymorphic 117
 - semantics
 - semistrict case 139
 - strict case 138
 - syntax 136
 - type 140
- Expression_list 82
- extended final name 47
- Extended_feature_name 38
- extendibility 6
- extension
 - of an assertion 64
- External 146
- external
 - C
 - semantics 150
 - syntax 149
 - C++
 - semantics 150
 - syntax 150
 - DLL
 - semantics 151
 - syntax 150
 - file 148
 - semantics 149
 - syntax 148
 - signature
 - syntax 147
 - software 146–151
 - syntax 146
- external 146
- External DLL rule 151
- External File rule 148
- External Signature rule 147
- External_argument_types 147
- External_file 148
- External_file_list 148
- External_file_use 148
- External_language 146
- External_name 146
- External_signature 147
- External_system_file 148
- External_type 147
- External_type_list 147
- External_user_file 148

F

failure 14, 129
False 65, 141
 feature 8, 34–43

- adaptation 63–71
- associated (for an inline agent) 134
- body
 - syntax 36
- bracket 39
- call, see this term
- constraining creation feature 79
- conversion feature 87
- declaration
 - syntax 35
- deferred 68
- dynamic (of a call) 122
- effecting 20, 65, 68
- effective 68
- exported 51
- features of a type 81
- frozen 36, 42, 66
- identifier-only 39
- immediate 34
- inherited 34, 93
- inherited as deferred 65
- inherited as effective 65
- introducing 34
- name
 - generically constrained 82
 - identifier 39
 - same 39
 - syntax 38
- new feature list
 - syntax 36
- of a call 119
- operator 39
- part
 - syntax 35
- secret 51
- selectively available 51
- version 92

feature 35, 52
 Feature adaptation rule 44
 Feature Body rule 36
 feature categories 35
 Feature Declaration rule 42
 Feature Identifier principle 39
 Feature Name rule 94
 Feature principle 38
Feature_adaptation 43
Feature_body 36
Feature_clause 35
Feature_declaration 35
Feature_declaration_list 35
Feature_list 50
Feature_name 38
Feature_set 50
Feature_value 35
Features 35
 field 100
 file

- external
 - syntax 148

 final name 47

- extended 47
- set 47

 flat-short form 53
 floating-point

- IEEE standard 3, 146
- types 146

 form

deanchored 75
 flat-short 53
 short 52
Formal 101
 Formal Argument rule 54
 Formal Generic rule 77
 formal parameter, see under “generic”
 formal, see under “argument”, “generic”
Formal_arguments 54
Formal_generic 77
Formal_generic_list 77
Formal_generic_name 77
Formal_generics 77
 free

- comment 152
- operator 155

 Free Comment rule 153
 freshness of a once routine cal 122
from 98
 frozen

- class 33
- feature 36, 42, 66
- formal generic parameter 77, 85

frozen 33, 36, 42, 66, 77, 85
FUNCTION 3
 function 8, 37

- inline agent
 - use of **Result** 135

G

garbage collection 112
 General conformance 85
 general creation procedure 109
 General Validity rule 27
 generating type 100
 generator 100
 generic

- actual parameter 15
 - syntax 77
- class 78
- client 49
- constraint
 - syntax 78
- derivation 78
- formal parameter 15
 - conformance 86
 - constrained 78
 - frozen 77, 85
 - multi-constrained
 - base type 82
 - reference or expanded status 81
 - self-initializing 78
 - syntax 77
 - unconstrained 78
- substitution 81
- supplier 49
- type 78

 Generic Constraint rule 79
 Generic Derivation rule 79
 Generic Type Adaptation rule 81
 generically constrained feature name 82
 generically derived class type

- semantics 80

 generic-creation-ready type 80
 genericity 14, 18–19, 77–82

- combined with inheritance 18–19
- constrained 19
- unconstrained 15

H

header comment
 semantics 153
 Header Comment rule 153
[Header_comment](#) 35
[Header_mark](#) 33
 heir 15, 45
 Hoare triple notation 60

I

Instruction
 creation
 semantics 110
 identifier 154
 of a feature name 39
 Identifier rule 140, 154
[Identifier_list](#) 54
 identifier-only feature 39
 IEEE floating-point numbers 3, 146
[if](#) 95
 ignoring an exception 132
 immediate feature 34
 implicative 126
[implies](#) 40, 65, 126, 137, 139
 imported form of a [Non_object_call](#) 120
 incremental contract view 52
 indirect client 49
 inequality
 semantics 114
 infix operator 9
 see also [Binary](#)
 inherit 45
[inherit](#) 43, 45, 79
[Inherit_clause](#) 43
[Inheritance](#) 43
 inheritance 15–21, 43–48, 63–71, 91–94
 combined with genericity 18–19
 multiple 45
 repeated 91–94
 definition 91
 single 45
 syntax 43
 inherited
 as deferred 65
 as effective 65
 feature 34, 93
 name 48
[Initialization](#) 98
 initialization 8
 inline
 C 150
 C++ 150
[inline](#) 149, 150
 Inline Agent Requirements 135
 Inline Agent rule 134
 inline, see under “agent”
[Inline_agent](#) 134
 inspect
 expression 96
 value 97
[inspect](#) 96
[INSPECT_RANGE_VIOLATION](#) 3
 instance 6, 7, 8, 9, 10, 11, 20
 current 9
 direct 7, 23
 of a class 72
 of a type 72
 of a class 72
 of a type 72

Instance principle 72
[Instruction](#) 55
 instruction
 creation
 properties 110
 syntax 109
 unfolded form 109
 setter 104
 syntax 55
[INTEGER](#) 3, 145, 146
[Integer](#) 157
 integer
 semantics 158
 syntax 157
 types 146
 Integer rule 158
[INTEGER_16](#) 3, 145
[INTEGER_32](#) 3, 145
[INTEGER_64](#) 3, 145
[INTEGER_8](#) 3, 145
[Integer_base](#) 157
[Integer_base_letter](#) 158
[Integer_constant](#) 141
[INTEGER_GENERAL](#) 146
[Internal](#) 54
 interval 96
 unfolded form 96
 Interval rule 97
 introducing a feature 34
[Invariant](#) 56
 invariant
 of a class 11, 57
 of a loop 61
[invariant](#) 56
[INVARIANT_ENTRY_VIOLATION](#) 3
[INVARIANT_EXIT_VIOLATION](#) 3
 involved
 types and classes involved in a type 75

J

Join rule 70
 Join Semantics rule 71
 Join-Sharing Reconciliation rule 93

K

[Key_list](#) 54
 keyword 154

L

Lace 23
 language
 interfaces to other languages 146–151
 registered 147
 language processing tool 27
 latest applicable target and result 123
 left-aligned form 145
 letter 151
 Letter Case rule 154
 lexical components 151–159
[like](#) 72, 74, 75
 Line sequence 143
[Line_wrapping_part](#) 144
[Local](#) 101
[local](#) 55
 Local Variable rule 55
 local variable, see under “variable”
[Local_declarations](#) 55
 longest break prefix 145

Loop 98

loop

- invariant 61
- semantics 98
- syntax 98
- variant 61

loop 98

Loop_body 98

loop-correct 61

M

machine 27

manifest

- character 156
- semantics 157
- constant 142
- semantics 142
- syntax 141

string

- semantics 144
- syntax 143

tuple

- syntax 82

value 143

Manifest Constant rule 99

Manifest String rule 144

Manifest_constant 141

Manifest_string 143

Manifest_tuple 82

Manifest_type 141

Manifest_value 141

Manifest-Type Qualifier rule 142

matching branch 98

MEMORY_ALLOCATION_FAILURE 3

Message 34

monitoring of assertions 22

Multi_branch 96

multi-branch

- inspect value 97
- semantics 98
- syntax 96
- unfolded form 96

Multi-branch rule 97

Multiple Constraints rule 82

multiple inheritance 45

Multiple_constraint 78

N

name

- clash 66, 94
- final, see "final name"
- inherited 48

Name Clash rule 94

NATURAL 3, 145, 146

NATURAL_16 3, 145

NATURAL_32 3, 145

NATURAL_64 3, 145

NATURAL_8 3, 145

needed class 23

needs (relation between classes) 23

new feature list

- syntax 36

new line 152

New_export_item 50

New_export_list 50

New_exports 50

New_feature 36

New_feature_list 36

NO_MORE_MEMORY 112

Non_conformance 43

Non_object_call 118

non-basic

- class 100
- type 100

non-conforming parent 45

NONE 3, 8, 9, 12, 15, 16, 43, 51, 52, 85, 117

non-generic class type

- semantics 74

non-generic type 78

Non-Object Call rule 120

non-object call, see under "call"

non-production syntax rule 26

non-terminal 24

not 61, 137

not enough memory available 112

note 32, 153

Note_entry 32

Note_item 33

Note_list 32

Note_name 33

Note_values 33

Notes 32

notes

- semantics 33

- syntax 32

null pointers, avoiding, see "void"

numeric 151

O

object 100–106

- comparison 113
- composite 101
- copying and cloning 114
 - deep 115
- creation 106–112
- current 123
- semantics 124
- duplication, see "cloning"
- equality 113
- generating type, generator 100
- inequality 114
- semantics 100
- target object 122
- test, see "object test"

Object principle 100

object test

- see also Object-Test Local
- semantics 127
- syntax 125

Object Test rule 126

Object_call 118

Object_test 125

object-oriented design 6–7, 21

Object-Test Local 126

- scope 126
- semantics 127

Obsolete 34

obsolete

- semantics 34
- syntax 34

obsolete 34

Old 58

old

- semantics 58
- syntax 58

old 58, 60, 65, 137, 140

Old Expression rule 58

OLD_VIOLATION 3

Once 54

- once** 36, 54, 136
- once, see under “routine”
- Once_string** 136
- Only** 59
- only
 - syntax 59
 - unfolded feature list 60
 - unfolded form of clause 60
- only** 59
- Only Clause rule 59
- open operand 135
- Open_bracket** 143
- openness 6
- operand, see under “agent”, “call”, “closed”, “expression” and “open”
- operation
 - creation 107
- Operator** 40
- operator
 - feature 39
 - free 155
 - precedence levels 137
 - predefined 155
 - prefix or infix 9
 - see also **Unary** and **Binary**
 - same 39
 - semistrict 139
 - standard 155
 - symbol 155
 - syntax 40, 137
- Operator Expression rule 138
- Operator_expression** 137
- or** 40, 65, 71, 126, 137
- or else** 40, 65, 126, 137, 139, 153, 154
- organization of Eiffel software 22–23, 29–34
- origin 69
- P**
- parameter, see “formal parameter” and “actual parameter” under “generic”
- Parent** 43
- parent 15, 45
 - conforming 45
 - non-conforming 45
- part
 - for a class 44
 - for a type 44
- Parent rule 46
- Parent_list** 43
- Parent_qualification** 66
- Parenthesized** 136
- parenthesized expression semantics 137
- parenthesized form of an expression 137
- Parenthesized_target** 118
- path
 - conformance 85
- percent character codes 157
- Placeholder** 134
- platform 27
- POINTER** 3, 145, 146
- polymorphic
 - data structure 18
 - expression 117
- polymorphism 17–18
- portability 6
- position
 - of a call operand 133
- Postcondition** 56
- postcondition 11, 57
 - combined 65
- POSTCONDITION_VIOLATION** 3
- precedence of operators 137
- precedes 103
- Precondition** 56
- precondition 11, 57
 - combined 65
 - statically satisfied 89
- Precondition Export rule 57
- PRECONDITION_VIOLATION** 3
- precondition-free routine 90
- Precursor** 66
- Precursor** 66
 - relative unfolded form 66
 - unfolded form 67
- precursor 93
 - joined features 70
 - semantics 67
 - syntax 66
- Precursor rule 66
- predefined
 - operator 155
- PREDICATE** 3
- prefix 145
 - longest break 145
- prefix operator 9
 - see also **Unary**
- prevailing
 - immediately 95
- printable 151
- PROCEDURE** 3
- procedure 8, 37
 - conversion 87
 - creation
 - general 109
 - of a class 108
 - of a type 108
- production 24
 - aggregate 25
 - choice 25
 - non-production syntax rule 26
 - repetition 25
- program, see system
- proper
 - ancestor 46
 - descendant 46
- properly set variable 104
- property
 - public 52
 - secret 52
- public
 - property 52
- Q**
- qualified call 119
- query 37
 - conversion query 87
- Query_mark** 35
- R**
- Read_only** 101
- read-only 101
 - void test 127
- REAL** 3, 145, 146
- Real number 158
 - semantics 159
- REAL_32** 3, 145
- REAL_64** 3, 145
- Real_constant** 141

REAL_GENERAL 146
 reattachment 115
 semantics 116
 Reattachment principle 116
 redeclaration 20, 34, 64
 Redeclaration rule 69
 redeclare 64
Redefine 67
 redefine 65
redefine 67
 Redefine Subclause rule 67
 redefinition 17, 65
 semantics 67
 syntax 67
 reference 100
 conformance 85
 formal generic parameter 81
 semantics 100
 type 10, 74
 registered language
 syntax 147
Registered_language 147
 relative unfolded form of a Precursor 66
 reliability 6
Rename 46
rename 46, 47, 79
 Rename Clause rule 47
Rename_list 46
Rename_pair 47
Renaming 78
 renaming 16
 syntax 46
 Renaming principle 47
 repeated
 ancestor 91
 descendant 91
 inheritance 91–94
 definition 91
 replication 92
 sharing 92
 Repeated Inheritance Consistency constraint 93
 Repeated Inheritance rule 91
 repetition production 25
 replication (under repeated inheritance) 92
 Replication Semantics rule 92
require 56, 69, 90
require else 64, 69, 90
Rescue 130
 rescue
 block 130
 default 130
 original semantics 130
 syntax 130
rescue 130
 Rescue clause rule 130
 reserved word 154
Result 55, 58, 101, 103, 104, 105, 123, 124, 125, 135, 140
 use in an inline agent 135
 result
 inline agent 135
 latest applicable (non-fresh call to once query) 123
 of a call 125
Retry 130
retry 130
 Retry rule 130
 reusability 6
 root
 class 22, 32
 creation procedure 22

 object 23
 procedure 32
 procedure name 30
 type 32
 type name 30
 Root Procedure rule 31
 Root Type rule 31
ROUTINE 3
 routine 8, 37, 53–56
 body
 syntax 54
 current 123
 external
 syntax 146
 failure 14
 non-once
 execution semantics 124
 once
 execution semantics 123
 freshness of a call 122
 precondition-free 90
ROUTINE_FAILURE 3
Routine_mark 54
 run time 27

S
 same
 alias 39
 feature name 39
 operator 39
 scope
 Object-Test Local 126
 read-only void test 127
 secondary part 95
 secret
 feature 51
 property 52
 seed 69
Select 92
 select
 syntax 92
select 92
 Select Subclause rule 92
 selectively available 51
 self-initializing
 formal parameter 78
 type 102
 variable 103
 semantics 27, 27–28
 copy 100
 reference 100
 Semicolon Optionality rule 28
 semistrict 139
 term 126
 separator 25
 setter instruction 104
 sharing (under repeated inheritance) 92
 short form 13, 52
Sign 141
 Sign Syntax rule 141
 signature
 argument signature 37
 conformance 84
 external 147
 semantics 148
 syntax 147
 of a feature 37
signature 147
 simple
 client 49

- string 157
- single inheritance 45
- Single_constraint 78
- Single-level Call rule 129
- sized variants
 - of basic types 145
 - of *STRING* 145
- source
 - of reattachment 115
- special
 - symbol 154
- Special_expression 136
- specimen 24
- stand-alone type 77
- standard
 - operator 155
- statically satisfied precondition 89
- strict expression semantics 138
- STRING* 3, 145
- string 157
 - manifest
 - semantics 144
 - syntax 143
 - semantics 157
 - simple 157
 - verbatim
 - semantics 144
- STRING_32* 3, 145
- STRING_8* 3, 145
- String_content 143
- strong typing 6, 18
- subcluster 29
- subcontract 18, 57
- subexpression 136
- subobject 101
- substitution, generic 81
- supplier 49
 - generic 49
- symbol 153
 - operator 155
 - special 154
- synonym 41
- syntax 23, 23–28
 - non-production 26
- system 22–23, 30
 - execution 32

T

- Tag 56
- Tag_mark 56
- Target 118
- target
 - creation 109
 - latest applicable (non-fresh call to once routine) 123
 - object 122
 - of a call 119
 - of reattachment 115
 - type
 - of a call 119
 - of a call agent 134
 - valid 121
- target evaluation of a void-unsafe system
 - failed 122
- Target rule 121
- target-converted form of a binary expression 138
- term 126
- terminal 24
- textual conventions 26
- then 56, 95, 96, 98
- Then_part 95

- Then_part_list 95
- time
 - call 133
 - construction 133
- token 24
- tool
 - language processing 27
- total correctness 60
- trigger 129
- True 57, 61, 65, 141
- TUPLE 3
- tuple 82–83
 - conformance 86
 - manifest 82
 - syntax 82
 - type sequence 83
 - value sequences 83
- Tuple_parameter_list 82
- Tuple_parameters 82
- Tuple_type 82
- TYPE 3
- Type 71
- type 10, 71–91
 - agent expression 135
 - ancestor types 45
 - anchored 74
 - attached 76
 - semantics 76
 - base 72
 - basic 10, 74, 145–146
 - sized variants 145
 - character 145
 - client relation 48
 - compatibility 83
 - constraining 78
 - conversion type 87
 - converting to and from 88
 - creation 109
 - creation procedures 108
 - deanchored form 75
 - dependency 30
 - detachable 76
 - direct instance 72
 - dynamic 117
 - dynamic type set 117
 - expanded 74
 - conformance 86
 - expression 140
 - features of a type 81
 - floating-point 146
 - generating 100
 - generic 78
 - semantics 80
 - generic-creation-ready 80
 - instances 72
 - integer 146
 - involved in a type 75
 - manifest constant 142
 - non-basic 100
 - non-generic 78
 - of a Call 124
 - of an exception 131
 - parent part 44
 - reference 74
 - conformance 85
 - safety 128–129
 - self-initializing 102
 - sequence (of a tuple type) 83
 - stand-alone 77
 - syntax 71
 - target type
 - of a call 119
 - of a call agent 134

- tuple
 - conformance 86
 - syntax 82
 - type sequence 83
 - value sequences 83

- values 72
- Type Semantics rule 73
- Type_interval 96
- Type_list 77
- Type_mark 35
- TYPED_POINTER 3

U

- Unary 40
- Unary_expression 137
- unconstrained generic parameter 78
- Undefine 68
- undefine 68
- Undefine Subclause rule 68
- undefinition
 - semantics 68
 - syntax 68
- unfolded
 - creators part of a class 107
 - feature list of an Only clause 60
- form
 - creation instruction 109
 - imported form of a Non_object_call 120
 - interval 96
 - multi-branch 96
 - of a possibly multiple declaration 41
 - of an assertion 64
 - local 62
 - Precursor 67
 - relative 66
 - target-converted form of a binary expression 138
 - inheritance part of a class 45
 - Only clause 60
- Universal Conformance principle 44
- universe 22, 29
- Unlabeled_assertion_clause 56
- unqualified call 119
- Unqualified_call 118
- Unregistered_language 146
- until 98
- Upper name, lower name 28
- use 148

V

- valid 27
- validity 27
- validity constraint 27
- value 100–106
 - boolean value semantics 145
 - default 8
 - inspect 97
 - of a call expression 125
 - of a type 72
 - of a variable setting 105
 - value sequences (tuple type) 83
- Variable 101
- variable 101
 - local 55
 - declaration
 - syntax 55
 - properly set 104
 - semantics 105
 - syntax 101
- Variable attribute 37

- Variable Initialization rule 104
- Variable rule 102
- variable setting 105
 - value 105
- Variable_attribute 101
- Variant 61
- variant 61
- Variant Expression rule 61
- variant of a loop 61
 - syntax 61
- verbatim string
 - semantics 144
- Verbatim String rule 144
- Verbatim_string 143
- Verbatim_string_closer 143
- Verbatim_string_opener 143
- version of a feature 92
 - dynamic binding version 93
 - multiple 93
- violation of an assertion 63
- void 100, 125–128
- void test
 - read-only 127
- void-unsafe 122
 - failed target evaluation 122

W

- when 96
- When_part 96
- When_part_list 96
- windows 150
- word 153
 - keyword 154
 - reserved 154

X

- xor 40, 137

